



OKLAHOMA STATE

BASKETBALL

Communications Contact: Patrick Osborne | patrick.osborne10@okstate.edu | O: 405.744.7756 | C: 405-496-0533

2022-23 Season Details

Overall / Home / Road / Neutral: 14-9 / 10-2 / 3-5 / 1-2

Date: Wednesday, Feb. 8 (7 p.m.)

Opponent: Texas Tech

Last Meeting: OSU won, 52-51 (Stillwater) **Watch:** ESPN + (Shawn Kenney & Bryndon Manzer) **Listen:** Cowboy Radio Network

2022-23 Schedule

Date	Opponent	Time/Result	TV
11/3	Ouachita Baptist	W, 85-51	ESPN+
11/7	UTA	W, 77-66	ESPN+
11/10	Southern Ill.	L, 61-60	ESPN+
11/13	@ Oakland	W, 91-62	ESPN+
Bah Mar Hoops			
11/18	UCF	L, 60-56 (OT)	CBSSN
11/20	DePaul	W, 82-78	CBSSN
11/25	Tulsa	W, 82-56	ESPN+
11/27	PVA	W, 78-53	ESPN+
Big 12/Big East Battle			
12/1	#8 @ UConn	L, 74-64	FS1
12/6	Sam Houston	W, 65-51	ESPNU
Basketball Hall of Fame Invitational			
12/11	RV Virginia Tech	L, 70-65	ESPN2
12/17	@ Wichita State	W, 59-49	ESPNU
12/20	Texas A&M CC	W, 81-58	ESPN+
12/31	@ #4 Kansas	L, 69-67	CBS
1/2	RV WVU	W, 67-60	ESPNU
1/7	#6 Texas	L, 56-46	ESPNU
1/10	@ #11 Kansas State	L, 65-57	ESPNU
1/14	@ RV Baylor	L, 74-58	ESPN2
1/18	Oklahoma	W, 72-56	ESPNU
1/21	#12 Iowa State	W, 61-59	ESPNU
1/24	@ #10 Texas	L, 75-89	LHN
Big 12/SEC Challenge			
1/28	Ole Miss	W, 82-60	ESPN2
2/1	@ Oklahoma	W, 71-61	ESPN2
2/4	#15 TCU	W, 79-73	ESPN+
2/8	Texas Tech	7 PM CT	ESPN+
2/11	@ #13 Iowa State	5 PM CT	TBA
2/14	#8 Kansas	8 PM CT	TBA
2/18	@ #15 TCU	1 PM CT	ESPN+
2/20	@ West Virginia	6 PM CT	ESPN2
2/25	#7 Kansas State	1 PM CT	ESPNU
2/27	#11 Baylor	8 PM CT	TBA
3/4	@ Texas Tech	5 PM CT	ESPN2
3/8	Big 12 Tournament	TBA	TBA

Possible Cowboy Starters



Guard

5 Caleb Asberry | 6-3 | 165 | R-Sr. | Pflugerville, Texas

Min.	PPG	RPG	APG	BPG	SPG	FG%	3FG%	FT%
24.4	8.1	3.4	1.8	0.3	0.6	39.8	36.1	80.5

• Texas State transfer... Averaging 6.4 points and 3.7 rebounds at home this season



Guard

51 John-Michael Wright | 6-1 | 190 | Sr. | Fayetteville, N.C.

Min.	PPG	RPG	APG	BPG	SPG	FG%	3FG%	FT%
28.3	9.2	2.8	1.7	0.1	1.0	37.5	36.5	83.3

• High Point transfer... 11.8 PPG while shooting 47.6 percent from three in last four games



Guard

1 Bryce Thompson | 6-6 | 194 | Jr. | Tulsa, Okla.

Min.	PPG	RPG	APG	BPG	SPG	FG%	3FG%	FT%
28.9	10.8	2.8	2.4	0.1	0.5	37.6	37.9	55.6

• Shooting 42.9 percent from behind the arc in Big 12 games this year



Forward

22 Kalib Boone | 6-9 | 198 | Sr. | Tulsa, Okla.

Min.	PPG	RPG	APG	BPG	SPG	FG%	3FG%	FT%
23.7	12.2	5.2	1.2	1.3	0.6	61.5	16.7	79.7

• Averaging 19.8 points on 82.5 percent shooting in last four games



Guard

4 Woody Newton | 6-9 | 195 | Jr. | District Heights, Md.

Min.	PPG	RPG	APG	BPG	SPG	FG%	3FG%	FT%
16.4	4.8	3.8	0.4	0.3	0.4	41.5	36.4	57.9

• 7.3 points per game and 5.0 rebounds per game while starting last six games

Other Key Cowboys



Forward

33 Moussa Cisse | 7-1 | 216 | Jr. | Conakry, Guinea

Min.	PPG	RPG	APG	BPG	SPG	FG%	3FG%	FT%
21.9	7.3	8.3	0.6	2.3	0.5	59.4	--	43.9

• Career-high 18 points in 18 minutes off the bench in win over Oklahoma last Wednesday



Forward

23 Tyreek Smith | 6-9 | 217 | RS-Jr. | Baton Rouge, La.

Min.	PPG	RPG	APG	BPG	SPG	FG%	3FG%	FT%
15.8	4.9	3.6	0.3	1.0	0.4	62.9	25.0	65.7

• Averaging 4.9 points per game on 67.6 percent shooting at home this season



Guard

2 Chris Harris, Jr. | 6-2 | 223 | Sr. | Dallas Texas

Min.	PPG	RPG	APG	BPG	SPG	FG%	3FG%	FT%
12.9	2.5	1.3	1.2	0.1	0.7	27.3	26.5	75.0

• Averaging 13.2 minutes per game in Big 12 contests off the bench this year

COACH CAPSULE • ROSTERS

Mike Boynton



• In six seasons at the helm (this year being the sixth), Boynton has compiled an 101-82 record while leading the Cowboys to 22 wins over ranked opponents, including 11 victories over top-10 squads. Notably during the 2021-22 season, he led the Cowboys to the first win in program history over the top-ranked team in the country on the road with a 61-54 win in Waco against the Baylor Bears.

- The author of back-to-back top-25 recruiting classes, OSU's first trip to the Big 12 Championship finals since 2005 and its first NCAA Tournament victory since 2009.

HEAD COACHING RECORD

Year	Record	Big 12	Post
2022-23	14-9 (.609)	5-5 (.500)	
2021-22	15-15 (.500)	8-10 (.444)	-
2020-21	21-9 (.700)	11-7 (.611)	NCAA 32
2019-20	18-14 (.563)	7-11 (.389)	Canceled
2018-19	12-20 (.375)	5-13 (.278)	-
2017-18	21-15 (.583)	8-10 (.444)	NIT QF
Totals	101-82 (.552)	44-56 (.440)	

AS AN ASSISTANT COACH

Year	School	Role
2016-17	Oklahoma State	Asst. Coach
2013-16	Stephen F. Austin	Asst. Coach
2008-13	South Carolina	Asst. Coach
2007-08	Wofford	Assoc. HC
2005-07	Coastal Carolina	Asst. Coach
2004-05	Furman	Grad. Man.

THE COWBOYS UNDER BOYNTON

vs. Ranked Opponents	22-36
Big 12 Games	44-56
Home Games	63-30
Road Games	24-41
Neutral Games	14-11
Postseason Games	7-5
Leading at Half	81-23
Out-rebounding Opponent	68-25
Forcing 10+ Turnovers	97-66
Scoring 80+ Points	42-6

THE BOYNTON FILE

- Birthday: Jan. 17, 1982
- Hometown: Brooklyn, New York
- Alma Mater: South Carolina, 2003
- Degree: African American Studies
- Playing Career: South Carolina (2001-04)

2022-23 Rosters

NUMERICAL

No.	Name	Pos.	Ht.	Wt.	Class	Hometown
0	Avery Anderson III	G	6-3	158	Sr.	Justin, Texas
1	Bryce Thompson	G	6-6	194	Jr.	Tulsa, Okla.
2	Chris Harris Jr.	G	6-2	200	Sr.	Dallas, Texas
4	Woody Newton	G	6-9	195	Jr.	District Heights, Md.
5	Caleb Asberry	G	6-3	165	Sr.	Pflugerville, Texas
12	Naz Brown	G	6-0	181	Fr.	Fort Worth, Texas
13	Quion Williams	G	6-4	208	Fr.	Jonesboro, Ark.
15	Carson Sager	G	6-4	207	Jr.	Wichita Falls, Texas
21	Brooks Manzer	G	6-3	190	So.	Edmond, Okla.
22	Kalib Boone	F	6-9	198	Sr.	Tulsa, Okla.
23	Tyreek Smith	F	6-9	217	Jr.	Baton Rouge, La.
25	Bernard Kouma	F	6-10	240	Sr.	N'djamena, Chad
33	Moussa Cisse	F	7-1	216	Jr.	Conakry, Guinea
35	Weston Church	G	6-3	180	Jr.	Fairview, Okla.
51	John-Michael Wright	G	6-1	190	Sr.	Fayetteville, N.C.

ALPHABETICAL

No.	Name	Pos.	Ht.	Wt.	Class	Previous School
0	Avery Anderson III	G	6-3	158	Sr.	Northwest HS
5	Caleb Asberry	G	6-3	165	Sr.	Texas State
22	Kalib Boone	F	6-9	198	Sr.	Memorial HS
12	Naz Brown	G	6-0	281	Fr.	Coppell HS
35	Weston Church	G	6-3	180	Jr.	Fairview HS
33	Moussa Cisse	F	7-1	216	Jr.	Memphis
2	Chris Harris Jr.	G	6-2	223	Sr.	South Garland HS
25	Bernard Kouma	F	6-10	240	Sr.	South Plains College
21	Brooks Manzer	G	6-3	190	So.	Edmond Memorial HS
4	Woody Newton	G	6-9	195	Jr.	Syracuse
15	Carson Sager	G	6-4	207	Jr.	Rider HS
23	Tyreek Smith	F	6-9	217	Jr.	Texas Tech
1	Bryce Thompson	G	6-6	194	Jr.	Kansas
13	Quion Williams	G	6-4	208	Fr.	Jonesboro HS
51	John-Michael Wright	G	6-1	190	Sr.	High Point

COACHES

Name	Role	Season at OSU (alma mater)
Mike Boynton, Jr.	Head Coach	Sixth season (South Carolina, 2003)
Terrence Rencher	Assistant Coach	Second Season (Texas, 2007)
Larry Blunt	Assistant Coach	Second Season (James Madison, 2005)
David Cason	Assistant Coach	Second Season (Illinois State, 1996)
Keiton Page	Director of Player Development	11th season (Oklahoma State, 2012)
Scott Sutton	Director of Basketball Admin.	Sixth season (Oklahoma State, 1995)
Mark Mitchell	Strength & Conditioning Coach	Second Season (Eastern Michigan, 2010)
Kris Quintana	Video Coordinator	First Season (St. John's University, 2016)

PRONUNCIATIONS

No.	Name	Pronunciation
5	Caleb Asberry	As-berry
12	Naz Brown	Nah-z
13	Quion Williams	Key-on
22	Kalib Boone	Caleb
25	Bernard Kouma	COO-muh
33	Moussa Cisse	See-Say

GAME NOTES

Facing Texas Tech- Here's The Scout

- Oklahoma State men's basketball is set to play host to Texas Tech on Wednesday night in what will be the first meeting between the conference foes this season. Tip is set for 7 p.m. on ESPN+ with Shawn Kenney and Bryndon Manzer on the call while Cowboy fans can listen to Dave Hunziker and John Holcomb on the Cowboy Radio Network or Varsity App.
- Texas Tech enters the contest with a 12-11 record, including a 1-9 mark in Big 12 play. The Red Raiders struggled to begin conference play, losing their first eight games against Big 12 opponents. Since then, Texas Tech snapped its losing streak against LSU in the Big 12/SEC Challenge before upsetting Iowa State in Lubbock and falling to Baylor in Waco on Saturday.
- Oklahoma State leads the all-time series 48-24, including a 26-5 mark and three in a row in Gallagher-Iba Arena against the Red Raiders. Texas Tech won four of five from 2018 to 2020, but the Cowboys have answered by winning four of the last five themselves, with all four wins coming while the Red Raiders were ranked. Oklahoma State beat the 12th-ranked Red Raiders 52-51 in Stillwater in its season finale last year, with Bryce Thompson hitting what would be the game-winning three pointer with 19 seconds left.
- Despite Texas Tech's struggles this season, they still possess a hounding defense that makes opposing ball-handlers uncomfortable. The Red Raiders rank fifth in the Big 12 in turnovers forced per game this season (15.0) and fourth in steals per game (8.0). Despite that, teams continue to shoot the ball well against Texas Tech, as they rank seventh in the conference in field goal percentage defense (42.2) and tenth in three-point percentage defense (33.1). The Cowboys have made things extremely tough on opposing teams in each of those categories, ranking first in the Big 12 and fifth nationally in field goal percentage defense (38.0) and second in the conference and 18th nationally in three-point percentage defense (29.4).
- Red Raiders' head coach Mark Adams is in his second season at the helm in Lubbock. Adams led Texas Tech to a Sweet 16 birth in last year's NCAA Tournament while being named the 2022 Associate Press Big 12 Coach of the Year and the Jim Phelan National Coach of the Year. Despite struggles this season, Adams remains one of the most respected coaches in the conference.

The New Sheriffs In Town

- John-Michael Wright, a High Point transfer, brings experience and poise to the Oklahoma State locker room. In the 2021-22 season, his junior year of eligibility, he played and started in all 32 games for High Point while averaging 34.9 minutes per contest. He shot .410 from the field and .363 from behind the arc as he averaged 18.4 points, 4.4 rebounds and 3.4 assists.
- He finished the year with the eighth-best assist-turnover ratio in the Big South, the ninth-best field goal percentage, had the second-most free throw attempts (third-most made), led the conference in scoring average and had the eighth-most assists.
- Alongside Wright from the transfer ranks is Caleb Asberry from Texas State. He started all 29 games during the 2021-22 season, the only Bobcat to do that, as he led the team in scoring with a career-high 13.6 points and also paced the team in minutes played (847), steals (37), three-pointers made (63).
- Asberry was notably a two-time All-Sun Belt (2021: Third Team, 2022: First Team) selection.
- The lone freshman of the group, Quion Williams, joins the Cowboys from Jonesboro. During his high school career, Williams helped lead his team to two state championships and a 30-3 record.

Mid-Season Quick Hitters

- Woody Newton has started the last six games, marking the first six starts of his career, and has averaged 26.5 minutes with 7.3 points, 5.0 rebounds and 47.1 percent from three.
- After the Wichita State result earlier this season in Wichita, Oklahoma State has now held at least one opponent to less than 50 points in a game in back-to-back seasons for the first time since 2016.
- There have been 17 seasons since the 2000-01 year that OSU had at least one game holding an opponent to less than 50 points while the program has done so in back-to-back seasons 13 times during the stretch.
- Just three teams, Baylor, Texas and TCU, have scored more than 69 points on the Cowboys in 12 Big 12 games thus far while only one (TCU) has scored more than 60 in Stillwater.
- Only three teams (UT Arlington, Southern Illinois and TCU) have scored more than 60 points in GIA this season through the first 12 home games of the season.
- A big part of those numbers? The Cowboys have held a 70-28 blocked shots advantage at home, with Cisse leading the way at 24. Boone has recorded 17, himself.
- For the first time in his career, Kalib Boone was named the Big 12 Player of the Week last week. Boone averaged 21.5 points and 5.0 rebounds as the surging Cowboys won three straight games and five of six.
- For his efforts against Iowa State and Oklahoma last month, Oklahoma State's Avery Anderson III was named the Big 12 Player of the Week. He averaged 16.0 points per game. The honor was the first of his career.

Texas Tech At A Glance

Record: 12-11, 1-9 Big 12

Leading scorer: Kevin Obanor (15.3)

Leading rebounder: Kevin Obanor (6.3)

Leader in assists: De'Vion Harmon (3.6)

Streak coming into game: L1

Record in away games this year: 1-5

Head coach: Mark Adams

Big 12 Standings

School	Big 12	Overall
Texas	8-2	19-4
Iowa State	7-3	16-6
TCU	6-4	17-6
Kansas State	6-4	18-5
Baylor	6-4	17-6
Kansas	6-4	18-5
Oklahoma State	5-5	14-9
West Virginia	3-7	14-9
Oklahoma	2-8	12-11
Texas Tech	1-9	12-11

*as of 2/6

OSU Vs. The Averages

- **VA Tech - 74.7 points and 36.8 rebounds**
vs. OSU - 70 points and 37 rebounds

- **WSU - 64.8 points and 36.7 rebounds**
vs. OSU - 49 points and 27 rebounds

- **TACC - 78.9 points and 36.9 rebounds**
vs. OSU - 58 points and 29 rebounds

- **KU - 78.2 points and 37.9 rebounds**
vs. OSU - 69 points and 35 rebounds

- **WVU - 78.1 points and 34.6 rebounds**
vs. OSU - 60 points and 37 rebounds

- **Texas - 80.1 points and 35.5 rebounds**
vs. OSU - 56 points and 39 rebounds

- **KSU - 78.2 points and 35.7 rebounds**
vs. OSU - 65 points and 42 rebounds

- **BU - 80.6 points and 36.5 rebounds**
vs. OSU - 74 points and 41 rebounds

- **OU - 68.5 points and 31.8 rebounds**
vs. OSU - 56 points and 32 rebounds

- **ISU - 70.8 points and 33.7 rebounds**
vs. OSU - 59 points and 39 rebounds

- **Ole Miss - 67.5 points and 37.2 rebounds**
vs. OSU - 60 points and 29 rebounds

- **OU - 68.5 points and 32.2 rebounds**
vs. OSU - 61 points and 32 rebounds

- **TCU - 77.5 points and 36.9 rebounds**
vs. OSU - 73 points and 29 rebounds

Dating back to last season, OSU has held 24 of its past 26 opponents under their season scoring average

GAME NOTES

2022-23 Team NCAA Ranks

Category	NCAA Rank	Big 12 Rank	Stat
Assist/turnover Ratio	274	10	0.9
Assists Per Game	190	10	13.2
Bench Points Per Game	195	4	18.7
Blocks Per Game	13	1	5.4
Effective FG Percentage	225	10	50.2
Fastbreak Points	233	9	8.3
Field Goal Percentage	213	10	44.0
FG Percentage Defense	5	1	38.0
Fouls Per Game	205	5	17.1
FT Attempts Per Game	189	8	17.7
Free Throw Percentage	181	8	71.3
FT Made Per Game	185	8	12.6
Rebound Margin	90	3	3.4
Rebounds (Defensive) Per Game	69	2	26.4
Rebounds (Offensive) Per Game	140	5	10.6
Rebounds Per Game	73	1	37.0
Scoring Defense	35	2	63.5
Scoring Offense	236	9	69.3
Steals Per Game	223	9	6.0
3-point Attempts Per Game	192	3	21.4
3-point Percentage	256	9	32.7
3-point Percentage Defense	18	2	29.4
3-pointers Per Game	223	6	7.0
Turnover Margin	264	9	-1.0
Turnovers Forced Per Game	139	9	13.4
Turnovers Per Game	305	10	14.4
Winning Percentage	125	7	60.9

Getting Hot At The Right Time

- Oklahoma State is playing its best ball at an opportune time, having won three straight and five of its last six. Four of those wins have come against Big 12 opponents, putting the Cowboys back to .500 in conference play at 5-5 and keeping them within striking distance of the top half of the league.
- During this stretch, OSU has held opponents to just 66.3 points per game while allowing them to shoot only 40.8 percent from the field and 30.0 percent from beyond the arc. The Cowboys, in comparison, are scoring 73.3 points per game while shooting 46.2 percent from the field and 36.2 percent from three.
- Much of the Cowboys recent success can be attributed to the stellar play of Kalib Boone. The OSU big man was named Big 12 Player of the Week last week and is averaging 17.8 points, 4.5 rebounds and 1.5 blocks per game while shooting 73.3 percent from the field in the last six games.
- Woody Newton has also been a big factor for the Cowboys of late, having made his first six starts of his career in the last six games. In 26.5 minutes per game, Newton is scoring 7.3 points and grabbing 5.0 rebounds per game while shooting 47.1 percent from both the field and behind the arc in his last six.

1,000-Point Club

- Avery Anderson III joined Oklahoma State's 1,000-career point club against Oklahoma earlier this month in Gallagher-Iba Arena. While teammates Caleb Asberry and John-Michael Wright won't count toward the OSU records, as they transferred in at the start of the season, they are both part of the larger club that spans the nation.
- Around the league, Kansas State, Iowa State and Texas all have four on their current roster while Oklahoma State and Texas Tech have three. Oklahoma, Baylor, Kansas, West Virginia and TCU have two.
- For Wright, he currently has the 46th-most career points in Division I basketball and is fifth among current Big 12 players.
- Wright is within striking distance of finishing with 1,000 points, 500 rebounds (12 away) and 300 assists (9 away).

Moussa Got Better Last Season - And Here's The Numbers To Show It

- Based on his first 15 games in Stillwater last season, in comparison to the final 15 of last year, the evidence shows Moussa Cisse got better as the year went along and was playing his best basketball at the end of the season.
- Through his first 15 contests as a Cowboys, Cisse was shooting 49.2 percent from the field while averaging 5.4 rebounds, 6.4 points and was playing 17.5 minutes per game.
- Flip it to the last 15 games, and Cisse shot 61.5 percent from the field while averaging 7.5 rebounds with 8.1 points and was playing 22.4 minutes per game.
- Just looking at the last 10 games of the season, he recorded a double-double in three contests (West Virginia, Baylor and Oklahoma) and had multi-digit rebounds in six of them, including all of the final four.
- In that stretch of games down the stretch, the numbers immediately jump out from the West Virginia win on Feb. 12. Cisse posted 18 points with 10 rebounds, six of which came on the offensive side of the ball.

The 100 Games Played Club Gained Two More

- Oklahoma State's Avery Anderson III and Kalib Boone both played in their 100th game in a Cowboy uniform against Kansas in the Big 12 opener for the Cowboys. In doing so, they became the first two players on the current roster to play 100 college basketball games. John-Michael Wright, who transferred in, played his 100th basketball game against West Virginia.
- Other notable members of the club include Darwyn Alexander, Joe Adkins, James Anderson, Markel Brown, Terry Collins, JamesOn Curry, Byron Eaton, Marcus Dove, Phil Forte, Isaac Likekele, Desmond Mason, Ivan McFarlin, Marshall Moses, Keiton Page and more.
- Anderson III's first game came on Nov. 6, 2019, in an 80-75 win against Oral Roberts in Gallagher-Iba Arena. He played 13 minutes with five points, two steals and an assist.
- Kalib Boone's first game was the same night. He played 10 minutes, bringing in four rebounds and recorded two blocks.

The Winning Formula This Year

- In its 14 wins this season, Oklahoma State has four players (Avery Anderson III, Bryce Thompson, Kalib Boone and John-Michael Wright) averaging at least 10 points per game.
- The Cowboys have shot 36.2 percent from behind the arc in their victories while allowing their opponents an average of just 60.1 points per game.
- For comparison, in the nine losses just one player, Kalib Boone, has averaged at least 10 points or more while OSU has shot 27.7 percent from three. Opponents have still averaged just 68.7 points per game in the Cowboy losses.
- Sharing the ball, alongside sharing the scoring, has been key as well. OSU has averaged 14.2 assists per game in wins while averaging 11.6 in losses.

GAME NOTES

The Upcoming Schedule

- Oklahoma State is in the midst of a key portion of its schedule that features six of its nine games at home. The stretch began with a win over in-state rival Oklahoma on January 18th and has included wins over Iowa State, Ole Miss, OU again and now TCU.
- The Cowboys hit the road January 24th for one game at Texas in a loss before they returned home to defeat Ole Miss last Saturday. Twenty-two years after the tragic 2001 plane crash, Oklahoma State continued its promise to Remember The 10 when the Cowboys faced Ole Miss in Gallagher-Iba Arena on Saturday. The Cowboys followed that by completing a season sweep of the Bedlam series by beating Oklahoma in Norman and defeating 15th-ranked TCU in Stillwater on Saturday.
- Ten members of the OSU basketball program were lost when its plane crashed following a road game at Colorado on Jan. 27, 2001. From that moment, the University vowed to always Remember The Ten. The men who perished in the crash were: Kendall Durfee, Bjorn Fahlstrom, Nate Fleming, Will Hancock, Daniel Lawson, Brian Luinstra, Denver Mills, Pat Noyes, Bill Teegins, Jared Weiberg. At 6:37 p.m. on Thursday, Jan. 27, the OSU Library Carillon tolled 10 times in honor of each of those that were lost.
- Following its dominant win over Oklahoma last Wednesday, the Cowboys returned home to beat TCU on Saturday. They'll remain at home on Wednesday against Texas Tech and will look to win their fourth straight against the Red Raiders in Stillwater.
- A quick trip to Ames on Feb. 11 to face Iowa State will be followed with playing host to Kansas on Feb. 14 to round out the six home games in the upcoming nine contests.

An Oklahoma State Win Would...

- Improve the Cowboys to 49-24 in the Texas Tech series dating back to 1937.
- Improve the Cowboys to 27-5 against the Red Raiders at home.
- Give the Cowboys five wins in their last six games against Texas Tech.
- Give the Cowboys four straight wins at home against the Red Raiders.
- Extend the Cowboys win streak to four, a season best.
- Extend the Cowboys home win streak to five.
- Extend the Cowboys conference win streak to three for the first time since 2021.
- Give Oklahoma State six wins in its last seven games.
- Improve OSU to 15-9 on the year.
- Improve OSU to 6-5 in Big 12 play this year.
- Push Oklahoma State to 11-2 in home games this year.

Streaks and Trends

- OSU has made at least one three-pointer in 750 consecutive games dating back to Jan. 13, 2001.
- The Cowboys have posted 10 or more assists in 30 of their past 35 games dating back to last season.
- Dating back to last season, OSU has held 25 of its past 27 opponents under their season scoring average.
- Oklahoma State has reached double-digit second chance points in seven of 10 conference games this season, with a high of 16 against Kansas State and Baylor.
- As a team, the Cowboys have reached at least three blocks in all 23 games this season. OSU leads the Big 12 with 5.4 blocked shots per game, which ranks 13th in the country.
- OSU has held 18 of its 23 opponents to 35 percent shooting or less from the three-point line while 15 of 23 have shot less than 30 percent. The Cowboys rank 18th in the country in three-point defense, holding opponents to 29.4 percent.
- The Cowboys have made 10 or more free throws in 16 of 23 games this season after doing so in 18 of their 30 games last season.
- OSU has forced 10 or more turnovers in 14-straight Big 12 games.
- Oklahoma State has recorded at least five steals in 20 of its 23 games this season.
- Woody Newton has played the best basketball of his career since being inserted into the starting lineup, averaging 7.3 points per game in the stretch while making at least one three-pointer in seven-straight games and recording two or more rebounds in 14 consecutive contests.
- Kalib Boone has scored 13 or more points in eight of his last nine games and has scored 18 or more in four straight.
- Boone has posted 79 points while shooting 33-40 from the field in his last four games.
- OSU has recorded five or more blocks in five of its six road games this season.
- Bryce Thompson continues to shoot the three at a high clip in conference play, making 42.9 percent of his attempts while averaging 1.8 makes per game.
- The Cowboys have shot better than 40 percent from the field in six-straight games, their longest such streak of the season.
- Kalib Boone has scored in double figures in six-straight home games, shooting 69.6 percent from the field in those games.

THE COWBOYS IN GALLAGHER-IBA ARENA

	W	L	Win %
Overall	848	252	77.1%
Non-Conference	452	55	89.2%
Non-Con Since 1989	237	15	94.0%
Conference	394	196	67.8%
Big 12	154	68	69.4%

Noting The Program

Five Oklahoma State representatives have earned the highest honor in basketball - enshrinement in the Naismith Memorial Basketball Hall of Fame in Springfield, Massachusetts. From Bob Kurland, who went into the Hall in 1961, to Eddie Sutton's selection in 2020, Cowboy basketball has made its presence felt in the world of basketball. Among its peer schools in the Big 12, only Kansas has more Naismith Hall of Famers than Oklahoma State.

Four members of the Cowboy family have also earned a place in the National Collegiate Basketball Hall of Fame in Kansas City, Missouri. The Hall opened in 2006, and Mr. Henry Iba, Don Haskins and Bob Kurland were all enshrined in the inaugural class. Eddie Sutton earned his spot in the Hall in 2011.

NAISMITH HALL OF FAMERS

Bob Kurland	Enshrined in 1961
Mr. Henry Iba	Enshrined in 1969
Don Haskins	Enshrined in 1997
Bill Self	Enshrined in 2017
Eddie Sutton	Enshrined in 2020

COLLEGE BASKETBALL HALL OF FAMERS

Don Haskins	Inducted in 2006
Mr. Henry Iba	Inducted in 2006
Bob Kurland	Inducted in 2006
Eddie Sutton	Inducted in 2011

OSU was the first Division I men's basketball program to win back-to-back national titles. Then known as the Aggies, Oklahoma A&M produced the best record in school history, going 31-2. A&M became the first school in NCAA history to win back-to-back national basketball titles in front of 18,479 fans inside Madison Square Garden.

The Aggies defeated long-time rival Kansas 49-38 for the district title and defeated Baylor 44-29 in the semifinals of the Western Regionals in Kansas City. A 52-35 victory over California in the regional finals sent A&M to New York for the second-consecutive year, this time against North Carolina.

The Aggie defense was dominant, limiting the Tar Heels to just 17 points at halftime and holding on for a 43-40 victory.

Kurland led the nation in scoring, averaging 19.5 ppg. A&M held its opponents to just 32.1 points per contest, leading the nation in scoring defense.

Alongside Kurland, Parks and Williams were later silver medalists at the FIBA World Championships. A.L. Bennett, a sophomore at the time, was named an All-American two years later.

STARTERS / SPECIALTY STATS / MISCELLANEOUS

2022-23 STARTING LINEUPS

Opponent	Starter	Starter	Starter	Starter	Starter
UTA	Cisse	Boone	Thompson	Anderson	Wright
SIU	Cisse	Boone	Thompson	Anderson	Wright
Oakland	Cisse	Boone	Thompson	Anderson	Wright
UCF	Cisse	Boone	Thompson	Anderson	Wright
DePaul	Cisse	Boone	Thompson	Anderson	Wright
Tulsa	Cisse	Boone	Thompson	Anderson	Wright
PVAMU	Cisse	Boone	Thompson	Anderson	Wright
UConn	Cisse	Boone	Thompson	Anderson	Wright
Sam Houston	Cisse	Boone	Thompson	Anderson	Wright
Va Tech	Cisse	Boone	Thompson	Anderson	Wright
Wichita State	Cisse	Boone	Thompson	Anderson	Wright
Texas A&M CC	Cisse	Boone	Thompson	Anderson	Wright
Kansas	Cisse	Boone	Thompson	Anderson	Wright
WVU	Cisse	Boone	Thompson	Anderson	Wright
Texas	Smith	Boone	Thompson	Anderson	Wright
K-State	Smith	Boone	Thompson	Anderson	Wright
Baylor	Smith	Boone	Thompson	Anderson	Wright
Oklahoma	Newton	Boone	Thompson	Anderson	Wright
Iowa State	Newton	Boone	Thompson	Anderson	Wright
Texas	Newton	Boone	Thompson	Anderson	Wright
Ole Miss	Newton	Boone	Thompson	Anderson	Wright
Oklahoma	Newton	Boone	Thompson	Anderson	Wright
TCU	Newton	Boone	Thompson	Asberry	Wright

2022-23 SPECIALTY STATS

Opponent	OKLAHOMA STATE					OPPONENTS				
	Paint	Off/TO	2nd	Brk	Bench	Paint	Off/TO	2nd	Brk	Bench
UTA	28	17	9	11	18	32	17	10	13	43
SIU	28	15	7	15	15	24	8	5	6	16
Oakland	42	19	5	19	33	32	7	6	8	18
UCF	26	20	15	4	26	12	18	8	0	26
DePaul	42	16	12	2	23	26	17	11	4	12
Tulsa	44	18	17	14	29	30	13	16	10	29
PVAMU	42	20	18	7	24	16	12	0	8	17
UConn	32	8	17	2	20	26	27	17	9	11
Sam Houston	24	16	18	13	18	20	14	12	10	17
Va Tech	28	14	11	8	16	24	19	10	7	12
Wichita State	16	11	1	2	7	30	11	6	8	18
Texas A&M CC	32	9	6	9	33	18	10	5	8	33
Kansas	18	22	15	6	17	24	7	19	1	14
WVU	34	12	12	8	12	14	13	8	8	11
Texas	14	8	12	3	13	16	11	16	3	18
K-State	30	10	16	9	24	20	19	0	11	17
Baylor	24	8	16	9	26	26	8	11	9	15
Oklahoma	34	14	11	8	7	34	6	0	8	11
Iowa State	14	12	2	9	12	38	17	11	8	14
Texas	30	11	4	9	19	22	20	16	2	29
Ole Miss	36	13	12	7	18	30	13	9	13	22
Oklahoma	44	10	13	2	23	22	14	2	5	24
TCU	42	17	9	14	11	30	23	10	17	19

Week-By-Week In The Rankings

Week	Preseason	11/14	11/21	11/28	12/8	12/12	12/19	12/26	1/5
AP Poll	NA	NA	NA	NA	NA	NA	NA	NA	NA
Coaches	NA	NA	NA	NA	NA	NA	NA	NA	NA
N.E.T.	NA	NA	NA	NA	52	54	46	46	35
KenPom	34	33	40	34	34	34	34	30	26

Week	1/9	1/16	1/23	1/30	2/6	TBA	TBA	TBA	Final
AP Poll	NA	NA	NA	NA	NA				
Coaches	NA	NA	NA	NA	NA				
N.E.T.	40	56	42	43	35				
KenPom	28	38	34	33	29				

OSU's Largest ...

Overall win... 29 (11/13 at Oakland)
 Overall loss... 16 (1/14 at Baylor)
 Overall lead... 36 (11/13 at Oakland)
 Overall deficit... 28 (1/14 at Baylor)
 Overall deficit overcome... 16 (1/21 vs. No. 12 Iowa State)
 Overall Lead conceded... 17 (11/18 vs. UCF)
 Largest scoring run... 17-0 (11/25 vs. Tulsa)
 Largest scoring run allowed... 15-0 (12/1 at No. 8 UConn)
 Halftime lead... 24 (12/20 vs. Texas A&M CC)
 Halftime lead conceded... 15 (12/31 at No. 4 Kansas)
 Halftime deficit... 17 (12/1 at No. 8 UConn)
 Halftime deficit overcome... 10 (1/21 vs. No. 12 Iowa State)

Misc. Statistics

Double-Doubles		Record By Uniform	
Cisse	5	Orange	2-3
Boone	1	White/Cowboys	6-0
		White/Cursive	3-2
Dunks		Blue	1-1
Boone	38	Black	1-2
Smith	14	Gray	1-1
Cisse	31		
Asberry	4		
Anderson	1		
Newton	2		
Total	90		

Boynton by Opponent

Arkansas	1-1	Pepperdine	1-0
Austin Peay	1-0	Prairie View A&M	2-0
Baylor	3-9	Pittsburgh	1-0
Central Arkansas	1-0	Sam Houston	1-0
Cleveland State	1-0	South Carolina	1-0
Charlotte	1-1	Southern Illinois	0-1
Charleston	3-0	Southeastern La.	1-0
DePaul	1-0	Stanford	1-0
Georgetown	0-1	Syracuse	1-0
Houston	1-2	TCU	4-8
Houston Baptist	1-0	Texas	5-8
Iowa State	8-4	Texas A&M	1-1
Kansas	3-9	TAMU-Corpus Christi	2-0
Kansas City	1-0	UT Arlington	3-0
Kansas State	5-6	UCF	0-1
Florida	0-1	UConn	0-1
Florida Gulf Coast	1-0	UTSA	1-0
Florida State	1-0	Texas Southern	1-0
Liberty	1-0	Texas Tech	5-5
LSU	1-0	Tulsa	1-0
Marquette	1-0	UMass-Lowell	1-0
Memphis	1-0	UTRGV	1-0
Minnesota	0-2	Tulsa	1-1
Mississippi	1-0	Villanova	0-1
Mississippi Valley St.	1-0	Virginia Tech	0-1
NC State	1-0	Western Kentucky	0-1
Nebraska	0-1	West Virginia	7-5
Oakland	2-1	Western Michigan	1-0
Oklahoma	8-5	Wichita State	2-3
Ole Miss	1-0	Xavier	0-1
Oral Roberts	4-0	Yale	1-0
Oregon State	0-1		

RECORDS WATCH / OSU'S RECORD WHEN ...

Records Watch

Points In A Career

35.	1,129	8.8	Chianti Roberts (1993-97)
36.	1,112	15.9	Richard Dumas (1987-90)
37.	1,111	16.3	John Lucas (2003-05)
38.	1,064	16.6	Marcus Smart (2012-14)
39.	1,061	9.7	Avery Anderson III (2020-Present)
40.	1,032	9.1	Royce Jeffries (1986-90)
41.	1,022	15.3	Tony Allen (2002-04)
42.	1,021	13.3	K.C. Kincaide (1972-75)
43.	1,020	8.4	Marshall Moses (2007-11)
44.	1,019	15.0	Joey Graham (2003-05)
45.	1,015	8.9	Isaac Likekele (2018-22)
--			
	1,709	15.7	John-Michael Wright (2022-Present) ***
	1,092	10.5	Caleb Asberry (2022-Present) ***

Blocks In A Career

5.	167	1.7	Leroy Combs (1979-83)
6.	164	1.6	Michael Cobbins (2011-15)
7.	156	1.2	Ivan McFarlin (2001-05)
8.	145	2.3	Yor Anei (2018-20)
9.	135	1.2	Kalib Boone (2019-Present)
10.	113	0.8	Markel Brown (2010-14)
11.	111	0.8	Mitchell Solomon (2014-18)
12.	101	1.0	Marcus Dove (2004-08)
13.	97	2.0	Moussa Cisse (2021-Present)
14.	92	0.7	Desmond Mason (1996-2000)
15.	91	1.0	Johnny Pittman (1988-91)

Steals In A Career

5.	169	2.7	Brooks Thompson (1992-94)
6.	167	1.3	Darwyn Alexander (1988-92)
7.	164	1.2	Phil Forte (2012-17)
8.	160	1.4	Isaac Likekele (2018-22)
9.	159	1.3	Byron Houston (1988-92)
10.	158	1.7	Victor Williams (2000-03)
	158	1.2	Desmond Mason (1996-00)
12.	156	1.4	Avery Anderson III (2019-Present)
13.	155	1.4	Matt Clark (1978-83)
14.	154	1.2	Joe Adkins (1996-00)
15.	151	1.2	Chianti Roberts (1993-97)
16.	144	1.1	Keiton Page (2008-12)

Field Goal Percentage In A Career

1.	60.2	Kalib Boone (2019-Present)	338-561
	58.5	Bryant Reeves (1991-95)	874-1495
3.	58.4	Ivan McFarlin (2001-05)	608-1041
4.	56.8	Royce Jeffries (1986-90)	406-715
5.	56.5	Alex Webber (1996-2000)	203-359

Big 12 Blocks In A Career

1.	2.0	72	Yor Anei (2019-20)
2.	1.9	41	Moussa Cisse (2021-Present)
	1.9	119	Andre Williams (2000-03)
4.	1.7	91	Michael Cobbins (2012-15)
5.	1.2	76	Ivan McFarlin (2002-05)
6.	1.1	53	Marcus Dove (2005-08)
	1.1	68	Kalib Boone (2020-Present)
7.	1.0	33	Philip Jurick (2012-13)
	1.0	32	Tony Allen (2003-04)
10.	0.9	63	Mitchell Solomon (2014-18)
	0.9	64	Markel Brown (2011-14)
12.	0.8	30	Kamari Murphy (2013-14)

Big 12 Steals In A Career

1.	3.0	99	Marcus Smart (2013-14)
2.	2.0	64	Tony Allen (2003-04)
3.	1.9	35	Anthony Hickey (2015)
4.	1.7	107	Byron Eaton (2006-09)
5.	1.7	81	Victor Williams (2001-03)
6.	1.5	54	Rondel Walker (2020-22)
7.	1.4	87	Joe Adkins (1997-2000)
	1.4	39	Jawun Evans (2015-2017)
8.	1.3	78	Avery Anderson III (2019-Present)

Wins As Oklahoma State Head Coach

1.	Henry P. Iba (1934-70)	653 (970 games)
2.	Eddie Sutton (1990-2006)	368 (519 games)
3.	Travis Ford (2008-16)	155 (266 games)
4.	Paul Hansen (1979-86)	107 (196 games)
5.	Mike Boynton (2017-Present)	101 (183 games)

OSU's Record When

	2022-23	Boynton Era
Overall	14-9	101-82
Big 12 Conference games only	5-5	44-56
Non-Conference games only	9-4	57-26
Home games	10-2	63-30
Away games	3-5	24-41
Neutral games	1-2	14-11
vs. AP Top 25	2-5	22-36
vs. KenPom Top 50	5-7	38-66
vs. KenPom 51-100	3-3	18-14
Leading at halftime	12-4	81-23
Tied / Trailing at halftime	2-5	20-59
Shooting 50 percent or better	6-0	29-3
Shooting less than 50 percent	8-9	72-78
Shooting same/better than opponent	14-3	87-23
Shooting worse than opponent	0-6	14-58
Opp. shoots 50 pct. or better	0-1	4-22
Opp. shoots less than 50 pct.	13-9	52-51
Opp. shoots less than 40 pct.	12-6	70-20
Out-rebounding opponent	12-4	68-25
Opp. has more/same # of rebounds	2-5	33-57
Committing fewer TOs than opponent	7-3	54-37
Committing more or same # of TOs	7-6	47-45
Forced less than 10 turnovers	1-2	5-17
Forced 10-14 turnovers	8-3	47-32
Forced 15-19 turnovers	5-3	39-26
Forced 20-plus turnovers	0-1	11-7
Making more FTs than opponent	7-3	67-19
Making fewer or same # of FTs	7-6	34-63
Scoring 80-89 points	4-0	34-8
Scoring 90-99 points	1-0	6-0
Scoring 100-plus points	0-0	2-0
Opponent scores less than 50 points	1-0	7-0
Opponent scores less than 60 points	7-1	12-5
Opponent scores less than 70 points	12-5	51-19
Opponent scores less than 80 points	12-8	45-43
Opponent scores 80-plus points	0-1	6-23
Opponent scores 90-plus points	0-0	2-3
Opponent scores 100-plus points	0-0	0-1
Final Margin: 1-3 points	1-2	15-16
4-6 points	2-2	20-14
7-10 points	3-3	21-17
11-15 points	2-1	15-19
16-19 points	1-1	11-7
20-plus points	5-0	19-9
National television		
CBS	0-1	3-5
CBS Sports	1-1	1-1
ABC	--	2-1
ESPN	--	10-8
ESPN2	2-2	16-26
ESPNU	4-2	21-19
ESPNNews	--	2-3
FloHoops	--	1-0
Longhorn Network	0-1	0-3
Fox Sports 1 / 2	--	2-0
FSN / FCS	0-1	12-3
Big Ten Network	--	0-2
TNT/TBS	--	1-1
ESPN+ / ESPN3	7-1	26-9
Miscellaneous		
Oklahoma State's all-time record		1,727-1,225
Consecutive Games With 3-Pointer		750

PLAYER SPOTLIGHT

0 AVERY ANDERSON III

Guard • 6-3 • 158 • Senior • Justin, Texas • Northwest HS



- Asserted himself as a true scoring threat as he led the Cowboys in three-point percentage and points.
- In 30 games, earned 30 starts and averaged 28.6 minutes per game with 12.1 points. Averaged 3.1 rebounds with 2.3 assists and 1.8 steals.
- Opened his junior campaign with 13 points against UT-Arlington on Nov. 9 in OSU's win.
- In a tough home stretch against Wichita State, Xavier and Cleveland State, recorded double-digit scoring three-straight games as he scored 17 against Wichita State, 26 against Xavier then followed it up with 29 in the win over Cleveland State.
- Recorded a season-best seven rebounds at West Virginia on Jan. 11.
- Scored a career-high 34 points on Jan. 26 at home against Iowa State. It was one of just 11 30-point games that season from Big 12 athletes and was the second most scored. Only Ochai Agbaji (37 points against Texas Tech) scored more in a game on the season in the Big 12.
- Had a season-best streak of seven games starting at TCU on Feb. 8 in which he finished with double-digit scoring. Streak included games against Kansas State, Baylor, at Oklahoma and at Iowa State.
- In total, had 15 double-digit scoring games in OSU's 30 contests.
- Was a threat defensively, most notably in the win over Iowa State on March 2. Recorded a season-best five steals to help OSU hold Iowa State to just 36 points. On the season, he finished with fourth-best steals per game average in the conference (1.77).
- Averaged the 14th-most points per game in the Big 12.
- Speaking of Big 12 standings, also had the sixth-best free throw percentage (.761).
- In conference only games, had the 17th-best scoring average (11.94) 11th-best assists per contest average (2.61), ninth-best free throw percentage (.773) and the fourth-best steals per game average (1.67).

2022-23 GAME-BY-GAME STATS

#0 ANDERSON, III, Avery

Opponent	Date	GS	MIN	Total		3-Pointers		Free throws		Rebounds		PF	A	TO	BLK	STL	PTS	AVG			
				FG-FGA	PCT	3FG-3FGA	PCT	FT-FTA	PCT	OFF	DEF								TOT	AVG	
UT Arlington	11/07/2022	*	25:21	2-9	.222	0-4	.000	3-3	1.000	0	7	7	7.0	5	1	1	2	7	7.0		
Southern Ill.	11/10/2022	*	30:56	7-15	.467	0-1	.000	0-0	.000	0	3	3	5.0	2	3	3	0	14	10.5		
at Oakland	11/13/2022	*	32:53	7-10	.700	1-1	1.000	3-3	1.000	0	2	2	4.0	2	7	3	1	18	13.0		
vs UCF	11/18/2022	*	38:15	1-7	.143	0-4	.000	10-12	.833	0	6	6	4.5	2	5	4	1	2	12.8		
vs DePaul	11/20/2022	*	30:11	4-9	.444	1-3	.333	7-9	.778	1	1	2	4.0	4	1	4	0	2	16	13.4	
Tulsa	11/25/2022	*	21:09	2-7	.286	0-2	.000	2-2	1.000	0	5	5	4.2	4	3	4	0	2	6	12.2	
Prairie View	11/27/2022	*	27:45	4-8	.500	1-4	.250	7-8	.875	2	2	4	4.1	1	3	1	0	1	16	12.7	
at UConn	12/01/2022	*	31:05	5-13	.385	0-1	.000	4-4	1.000	2	3	5	4.3	4	0	3	0	2	14	12.9	
Sam Houston	12/06/2022	*	29:11	3-8	.375	1-3	.333	3-3	1.000	1	2	3	4.1	2	4	2	0	1	10	12.6	
vs Virginia Tech	12/11/2022	*	28:24	5-9	.556	3-5	.600	2-2	1.000	0	2	2	3.9	2	4	5	1	3	15	12.8	
vs Wichita St.	12/17/2022	*	27:37	1-5	.200	0-4	.000	6-6	1.000	0	5	5	4.0	3	0	2	0	4	8	12.4	
A&M-Corpus Christi	12/20/2022	*	30:38	3-7	.429	2-6	.333	2-2	1.000	0	5	5	4.1	2	9	5	1	2	10	12.2	
at Kansas	12/31/2022	*	31:47	1-5	.200	0-3	.000	0-0	.000	0	4	4	4.1	0	2	3	0	2	2	11.4	
West Virginia	01/02/2023	*	21:23	6-10	.600	0-2	.000	1-1	1.000	0	5	5	4.1	5	2	5	0	0	13	11.5	
Texas	01/07/2023	*	24:22	2-9	.222	0-3	.000	1-4	.250	1	1	2	4.0	2	1	1	0	0	5	11.1	
at Kansas St.	01/10/2023	*	12:07	0-3	.000	0-2	.000	0-0	.000	0	2	2	3.9	1	3	2	0	0	0	10.4	
at Baylor	01/14/2023	*	30:34	5-12	.417	0-3	.000	1-3	.333	0	2	2	3.8	1	3	1	0	0	11	10.4	
Oklahoma	01/18/2023	*	28:54	4-15	.267	0-3	.000	6-9	.667	0	3	3	3.7	3	5	0	0	1	14	10.6	
Iowa St.	01/21/2023	*	36:15	5-9	.556	2-3	.667	6-9	.667	0	3	3	3.7	2	5	8	3	0	18	11.0	
at Texas	01/24/2023	*	24:25	3-7	.429	0-1	.000	0-0	.000	0	3	3	3.7	5	9	1	0	0	6	10.8	
Ole Miss	01/28/2023	*	22:09	3-5	.600	0-1	.000	11-11	1.000	1	2	3	3.6	2	2	6	0	1	17	11.0	
at Oklahoma	02/01/2023	*	28:56	4-11	.364	0-2	.000	4-5	.800	0	1	1	3.5	1	3	2	0	1	12	11.1	
Totals			22	614:18	.77-193	.399	11-61	.180	79-96	.823	8	69	77	3.5	55	75	66	8	32	244	11.1

Player Averages

Games Played	Minutes/game	Points/game	FG Pct	3FG Pct	FT Pct	Rebounds/game	Assists/game	Turnovers/game	Assist/Turnover ratio	Steals/game	Blocks/game
22	27.9	11.1	39.9	18.0	82.3	3.5	3.4	3.0	1.1	1.5	0.4

CAREER GAME HIGHS / SUPERLATIVES

Points	34 vs Iowa State, 01/26/22
Rebounds	10 vs Texas, 02/06/21
Field Goals	11, 2X, last vs Cleveland State, 12/13/21
Field Goals Att.	18 vs Xavier, 12/05/21
3-Point FG	5 vs Iowa State, 01/26/22
3-Point FG Att.	11 vs Iowa State, 01/26/22
Free Throws Made	11, 2X, last vs Ole Miss, 01/28/23
Free Throws Att.	13, 2X, last vs Iowa State, 01/26/22
Assists	9, 2X, last vs Texas, 01/24/23
Steals	5, 2X, last vs Southern Illinois, 11/10/22
Blocks	3 vs Iowa State, 01/21/23
Minutes	44:39 vs Texas, 02/06/21

Miscellaneous

	Career
Games with 10+ points	48
Games with 20+ points	8
Games with 5+ rebounds	24
Games with 10+ rebounds	1
Games with 3+ assists	36
Games with 2+ steals	39
Games with 2+ blocks	12
Double-Doubles	1
Games led OSU in points	17
Games led OSU in rebounds	5
Games led OSU in assists	19
Games led OSU in steals	36
Games led OSU in blocks	11

CAREER STATS

ANDERSON, III, Avery

ANDERSON, III, Avery																			
SEASON TEAM	GP-GS	MIN/AVG	Field Goals		3-Point		F-Throws		Rebounds			PF-FO	A	TO	BLK	STL	Scoring		
			FG-FGA	FG%	3FG-3FGA	3FG%	FT-FTA	FT%	OFF	DEF	TOT						AVG	PTS	AVG
2019-20 OSU	30-4	461/15.4	48-132	.364	2-26	.077	28-35	.800	9	55	64	2.1	63-0	42	55	8	31	126	4.2
2020-21 OSU	27-23	822/30.5	116-244	.475	19-58	.328	78-93	.839	13	96	109	4.0	84-4	54	70	8	40	329	12.2
2021-22 OSU	30-30	858/28.6	121-303	.399	34-105	.324	86-113	.761	10	84	94	3.1	76-2	68	87	8	53	362	12.1
2022-23 OSU	22-22	614/27.9	77-193	.399	11-61	.180	79-96	.823	8	69	77	3.5	55-3	75	66	8	32	244	11.1
TOTAL	109-79	2755/25.3	362-872	.415	66-250	.264	271-337	.804	40	304	344	3.2	278-9	239	278	32	156	1061	9.7

PLAYER SPOTLIGHT

1 BRYCE THOMPSON

Guard • 6-6 • 194 • Junior • Tulsa, Okla. • Booker T. Washington HS



- Quickly proved to be a true scoring threat and a fantastic fit in Stillwater during his first season at OSU.
- Played in 29 of OSU's 30 games with 26.2 minutes per game. He averaged 10.6 points per contest with 2.3 rebounds and 1.1 assists.
- In his first two games in the orange and black, posted 26 points against UT-Arlington and Oakland.
- Found his groove in Big 12 play in the back end of OSU's three-game road trip to West Virginia, Texas Tech and Baylor. Posted 30 points in the games at Texas Tech and Baylor with seven assists as he helped OSU to its first ever win on the road against the top-ranked team in the country.
- Recorded a career-best 23 points in the win over Kansas State on Feb. 19 in Gallagher-Iba Arena.
- Played 32 or more minutes in four of the final five games of the season.
- Reaching double-figure scoring in 15 of his 29 games played.

2022-23 GAME-BY-GAME STATS

#1 THOMPSON, Bryce

Opponent	Date	GS	MIN	Total		3-Pointers		Free throws		Rebounds				PF	A	TO	BLK	STL	PTS	AVG
				FG-FGA	PCT	3FG-3FGA	PCT	FT-FTA	PCT	OFF	DEF	TOT	AVG							
UT Arlington	11/07/2022	*	35:04	6-13	.462	1-5	.200	5-7	.714	0	7	7	7.0	0	2	3	0	1	18	18.0
Southern Ill.	11/10/2022	*	31:26	6-14	.429	1-4	.250	1-6	.167	1	6	7	7.0	0	2	2	1	0	14	16.0
at Oakland	11/13/2022	*	26:10	2-9	.222	0-3	.000	0-0	.000	0	4	4	6.0	4	3	1	0	0	4	12.0
vs UCF	11/18/2022	*	31:06	1-9	.111	0-2	.000	0-0	.000	0	3	3	5.3	2	1	4	0	0	2	9.5
vs DePaul	11/20/2022	*	27:27	4-9	.444	0-2	.000	0-0	.000	0	2	2	4.6	3	1	4	0	1	8	9.2
Tulsa	11/25/2022	*	25:18	6-14	.429	4-8	.500	2-2	1.000	0	1	1	4.0	1	1	2	0	0	18	10.7
Prairie View	11/27/2022	*	28:30	6-12	.500	1-3	.333	0-2	.000	0	1	1	3.6	0	3	1	1	1	13	11.0
at UConn	12/01/2022	*	21:42	3-10	.300	0-2	.000	2-2	1.000	1	0	1	3.3	4	0	2	0	0	8	10.6
Sam Houston	12/06/2022	*	29:10	6-10	.600	4-6	.667	1-2	.500	0	0	0	2.9	3	3	3	0	2	17	11.3
vs Virginia Tech	12/11/2022	*	28:10	2-9	.222	0-4	.000	0-0	.000	0	1	1	2.7	4	4	4	0	0	4	10.6
vs Wichita St.	12/17/2022	*	33:45	7-17	.412	5-9	.556	0-0	.000	0	1	1	2.5	0	5	4	0	0	19	11.4
A&M-Corpus Christi	12/20/2022	*	32:22	4-10	.400	4-8	.500	1-2	.500	1	3	4	2.7	1	6	3	0	2	13	11.5
at Kansas	12/31/2022	*	29:14	7-13	.538	7-10	.700	2-2	1.000	0	1	1	2.5	4	1	3	0	0	23	12.4
West Virginia	01/02/2023	*	33:40	5-14	.357	2-5	.400	3-6	.500	0	1	1	2.4	3	1	1	0	1	15	12.6
Texas	01/07/2023	*	26:54	1-5	.200	1-2	.500	2-3	.667	0	1	1	2.3	3	0	2	0	0	5	12.1
at Kansas St.	01/10/2023	*	31:45	2-13	.154	0-5	.000	1-1	1.000	0	5	5	2.5	2	3	2	0	1	5	11.6
at Baylor	01/14/2023	*	20:53	4-10	.400	1-4	.250	0-0	.000	0	1	1	2.4	2	0	2	0	0	9	11.5
Oklahoma	01/18/2023	*	37:24	7-12	.583	3-3	1.000	2-2	1.000	0	9	9	2.8	1	4	1	0	0	19	11.9
Iowa St.	01/21/2023	*	09:31	0-1	.000	0-1	.000	1-2	.500	0	0	0	2.6	2	0	2	0	0	1	11.3
at Texas	01/24/2023	*	25:48	4-10	.400	2-5	.400	1-4	.250	0	3	3	2.7	3	4	5	0	1	11	11.3
Ole Miss	01/28/2023	*	31:58	3-11	.273	1-5	.200	0-0	.000	0	1	1	2.6	1	3	0	0	1	7	11.1
at Oklahoma	02/01/2023	*	33:26	4-14	.286	2-4	.500	1-2	.500	2	4	6	2.7	2	5	1	0	0	11	11.1
TCU	02/04/2023	*	34:53	2-6	.333	0-3	.000	0-0	.000	0	5	5	2.8	0	3	6	0	0	4	10.8
Totals		23	665:37	92-245	.376	39-103	.379	25-45	.556	5	60	65	2.8	45	55	58	2	11	248	10.8

Player Averages

Games Played	Minutes/game	Points/game	FG Pct	3FG Pct	FT Pct	Rebounds/game	Assists/game	Turnovers/game	Assist/Turnover ratio	Steals/game	Blocks/game
23	28.9	10.8	37.6	37.9	55.6	2.8	2.4	2.5	0.9	0.5	0.1

CAREER GAME HIGHS / SUPERLATIVES

Points	23, 2X, last at Kansas, 12/31/22
Rebounds	9 vs Oklahoma, 01/18/23
Field Goals	10 at Kansas State, 02/02/22
Field Goals Att.	18 at Texas, 01/22/22
3-Point FG	7 at Kansas, 12/31/22
3-Point FG Att.	10 at Kansas, 12/31/22
Free Throws Made	6 vs West Virginia, 02/12/22
Free Throws Att.	8 vs West Virginia, 02/12/22
Assists	6 vs Texas A&M-Corpus Christi, 12/20/22
Steals	2, 8X, last vs Texas A&M-Corpus Christi, 12/20/22
Blocks	2 vs Iowa State, 02/11/21
Minutes	38:48 vs Baylor, 02/21/22

Miscellaneous

	Career
Games with 10+ points	30
Games with 20+ points	4
Games with 5+ rebounds	7
Games with 10+ rebounds	-
Games with 3+ assists	16
Games with 2+ steals	6
Games with 2+ blocks	-
Double-Doubles	-
Games led OSU in points	16
Games led OSU in rebounds	1
Games led OSU in assists	8
Games led OSU in steals	5
Games led OSU in blocks	-

CAREER STATS

THOMPSON, Bryce

SEASON	TEAM	GP-GS	MIN/AVG	Field Goals FG-FGA	PCT	3-Point 3FG-3FGA	PCT	F-Throws FT-FTA	PCT	Rebounds OFF DEF TOT AVG	PF-FG	A	TO	BLK	STL	PTS	AVG
2020-21	KU	20-4	343/17.2	36-102	.353	8-36	.222	11-17	.647	5 25 30 1.5	30-0	22	21	3	7	91	4.6
2021-22	OSU	29-25	759/26.2	119-288	.413	29-100	.290	40-60	.667	13 53 66 2.3	54-0	32	36	4	17	307	10.6
2022-23	OSU	23-23	666/28.9	92-245	.376	39-103	.379	25-45	.556	5 60 65 2.8	45-0	55	58	2	11	248	10.8
TOTAL FOR OSU		52-48	1425/27.4	211-533	.396	68-203	.335	65-105	.619	18 113 131 2.5	99-0	87	94	6	28	555	10.7
TOTAL		72-52	1768/24.6	247-635	.389	76-239	.318	76-122	.623	23 138 161 2.2	129-0	109	115	9	35	646	9.0

PLAYER SPOTLIGHT

2 CHRIS HARRIS JR.

Guard • 6-2 • 223 • Senior • Dallas, Texas • South Garland HS



- Did not play last season due to injury.
- Suffered another season-ending knee injury in the first half of the season opener at UT Arlington.
- In that game at UT Arlington, Harris posted four points on 2-of-4 shooting and a steal in just 6:37.
- Harris was coming off a terrific preseason camp and was expected to step into a leadership role for OSU.
- True to form, Harris served as an extension of the Cowboy coaching staff in the locker room and on the sidelines for the entire 2020-21 season.
- Saw action in 22 games as a freshman and earned three starts, including the TCU win.
- Suffered a season-ending knee injury in the win over TCU on Feb. 5. Chris has worked hard in his injury rehabilitation and has returned to the court with a strong presence.
- Posted a season-high 10 points in his first career start against Georgetown.
- Scored in 16 games for the Cowboys in 2019-20.
- Lit up Syracuse with 3-of-7 shooting from 3-point, including a pair from NBA range. He finished the game with nine points.
- Averaged 3.4 points per game in his first season as a Cowboy.
- Also tallied 24 rebounds (1.1 per game), 13 steals (0.6) and 12 assists (0.5) as a freshman.
- Rivals.com awarded Harris a four-star ranking and named him the nation's No. 97 overall recruit.
- ESPN also gave Harris a four-star grade and named him among the top 25 shooting guards in the country.
- 247Sports graded him as the No. 13 player in the state of Texas out of South Garland High School.
- Named a Texas Association of Basketball Coaches All-Region selection and the District 10-6A Offensive Player of the Year.
- As a senior, Harris averaged 18.6 points per game on 45.6 percent shooting (37 percent from 3-point), 5.5 rebounds, 2.3 assists and 2.0 steals per game.
- Helped lead South Garland to a 30-7 record and a trip to the regional finals.

2022-23 GAME-BY-GAME STATS

#2 HARRIS JR., Chris

Opponent	Date	GS	MIN	Total		3-Pointers		Free throws		Rebounds				PF	A	TO	BLK	STL	PTS	AVG	
				FG-FGA	PCT	3FG-3FGA	PCT	FT-FTA	PCT	OFF	DEF	TOT	AVG								
UT Arlington	11/07/2022		08:28	0-3	.000	0-2	.000	1-2	.500	0	0	0	0.0	2	1	0	0	0	1	1.0	
Southern Ill.	11/10/2022		07:24	0-1	.000	0-1	.000	0-0	.000	0	2	2	1.0	1	0	1	0	0	0.5		
at Oakland	11/13/2022		14:13	3-4	.750	3-4	.750	0-0	.000	0	2	2	1.3	2	3	1	0	2	9	3.3	
vs UCF	11/18/2022		07:38	0-1	.000	0-1	.000	0-0	.000	0	0	0	1.0	2	1	1	0	0	0.5		
vs DePaul	11/20/2022		10:21	1-2	.500	1-2	.500	2-2	1.000	0	1	1	1.0	0	1	1	0	0	5	3.0	
Tulsa	11/25/2022		21:33	2-5	.400	1-3	.333	0-0	.000	0	3	3	1.3	0	4	0	0	1	5	3.3	
Prairie View	11/27/2022		13:12	0-3	.000	0-1	.000	1-3	.333	0	2	2	1.4	1	0	1	1	1	1	3.0	
at UConn	12/01/2022		13:17	1-3	.333	0-0	.000	0-0	.000	0	0	0	1.3	1	2	0	0	0	2	2.9	
Sam Houston	12/06/2022		09:55	0-3	.000	0-3	.000	0-0	.000	0	0	0	1.1	1	1	2	0	0	0	2.6	
vs Virginia Tech	12/11/2022		09:48	1-2	.500	0-1	.000	0-0	.000	1	3	4	1.4	2	0	0	0	1	2	2.5	
vs Wichita St.	12/17/2022		18:05	0-2	.000	0-1	.000	0-0	.000	1	0	1	1.4	1	5	0	0	1	0	2.3	
A&M-Corpus Christi	12/20/2022		18:17	3-6	.500	3-6	.500	0-0	.000	0	3	3	1.5	1	1	1	0	1	9	2.8	
at Kansas	12/31/2022		15:29	1-3	.333	1-2	.500	0-0	.000	0	0	0	1.4	2	0	0	0	1	3	2.8	
West Virginia	01/02/2023		09:20	0-3	.000	0-2	.000	0-0	.000	0	2	2	1.4	0	0	1	0	2	0	2.6	
Texas	01/07/2023		13:38	1-3	.333	1-3	.333	0-0	.000	0	0	0	1.3	0	1	0	1	2	3	2.7	
at Kansas St.	01/10/2023		17:47	1-4	.250	1-3	.333	0-0	.000	0	2	2	1.4	3	2	1	0	0	3	2.7	
at Baylor	01/14/2023		12:32	0-2	.000	0-2	.000	0-0	.000	0	2	2	1.4	1	1	2	0	0	0	2.5	
Oklahoma	01/18/2023		03:06	0-1	.000	0-1	.000	0-0	.000	0	0	0	1.3	0	0	0	0	0	0	2.4	
Iowa St.	01/21/2023		15:30	1-4	.250	1-4	.250	2-2	1.000	1	0	1	1.3	1	1	1	0	0	5	2.5	
at Texas	01/24/2023		21:22	2-4	.500	1-3	.333	3-3	1.000	0	0	0	1.3	2	1	1	0	1	8	2.8	
Ole Miss	01/28/2023		12:42	1-3	.333	0-1	.000	0-0	.000	0	1	1	1.2	1	0	0	0	0	2	2.8	
at Oklahoma	02/01/2023		09:56	0-2	.000	0-2	.000	0-0	.000	0	1	1	1.2	2	1	0	0	1	0	2.6	
TCU	02/04/2023		12:51	0-2	.000	0-1	.000	0-0	.000	0	2	2	1.3	0	2	2	0	1	0	2.5	
Totals			0	296:25	18-66	.273	13-49	.265	9-12	.750	3	26	29	1.3	26	28	16	2	15	58	2.5

Player Averages

Games Played	Minutes/game	Points/game	FG Pct	3FG Pct	FT Pct	Rebounds/game	Assists/game	Turnovers/game	Assist/Turnover ratio	Steals/game	Blocks/game
23	12.9	2.5	27.3	26.5	75.0	1.3	1.2	0.7	1.8	0.7	0.1

CAREER GAME HIGHS / SUPERLATIVES

Points	10 vs Georgetown, 12/04/19
Rebounds	4 vs Virginia Tech, 12/11/22
Field Goals	4 vs Georgetown, 12/04/19
Field Goals Att.	10 vs Georgetown, 12/04/19
3-Point FG	3, 3X, last vs Texas A&M-Corpus Christi, 12/20/22
3-Point FG Att.	7, 2X, last vs Georgetown, 12/04/19
Free Throws Made	3 vs Texas, 01/24/23
Free Throws Att.	3 vs Texas, 01/24/23
Assists	5 at Wichita State, 12/17/22
Steals	3 vs Wichita State, 12/08/19
Blocks	1 vs Texas, 01/07/23
Minutes	30 vs Wichita State, 12/08/19

Miscellaneous

	Career
Games with 10+ points	1
Games with 20+ points	-
Games with 5+ rebounds	-
Games with 10+ rebounds	-
Games with 3+ assists	3
Games with 2+ steals	6
Games with 2+ blocks	-
Double-Doubles	-
Games led OSU in points	-
Games led OSU in rebounds	-
Games led OSU in assists	2
Games led OSU in steals	8
Games led OSU in blocks	-

CAREER STATS

HARRIS JR., Chris

SEASON	TEAM	GP-GS	MIN/AVG	Field Goals		3-Point		F-Throws		Rebounds				Scoring	
				FG-FGA	FG%	3FG-3FGA	3FG%	FT-FTA	FT%	OFF	DEF	TOT	AVG	PF-FO	PTS AVG
2019-20	OSU	22-3	333/15.1	29-101	.287	12-59	.203	4-11	.364	3	21	24	1.1	16-0	74 3.4
2020-21	OSU	1-0	7/6.6	2-4	.500	0-2	.000	0-0	.000	0	0	0	0.0	0-0	4 4.0
2022-23	OSU	23-0	296/12.9	18-66	.273	13-49	.265	9-12	.750	3	26	29	1.3	26-0	58 2.5
TOTAL		46-3	636/13.8	49-171	.287	25-110	.227	13-23	.565	6	47	53	1.2	42-0	136 3.0

PLAYER SPOTLIGHT

4 WOODY NEWTON

Guard • 6-9 • 195 • Junior • District Heights, Md. • Syracuse/Mt. Zion Prep

- A newcomer to the Cowboy family, Woody Newton saw action in 17 games with 7.5 minutes per contest. He averaged 2.1 points while shooting .343 from the field.
- Earned his first action as a Cowboy in the opening-night win over UT Arlington on Nov. 9.
- Hit two threes on Dec. 5 at home against Xavier as he finished with six points in 7:54 minutes of work.
- Had a season-high nine points against Kansas State on Feb. 19 in 13:46 minutes of action. Was 2-for-3 from behind the arc.



2022-23 GAME-BY-GAME STATS

#4 NEWTON, Woody

Opponent	Date	GS	MIN	Total FG-FGA	PCT	3-Pointers 3FG-3FGA	PCT	Free throws FT-FTA	PCT	Rebounds OFF DEF TOT AVG	PF	A	TO	BLK	STL	PTS	AVG
UT Arlington	11/07/2022		14:23	2-5	.400	2-4	.500	0-2	.000	2 0 2 2.0	2	0	2	0	0	6	6.0
Sam Houston	12/06/2022		02:11	0-0	.000	0-0	.000	0-0	.000	0 0 0 1.0	0	0	1	0	0	0	3.0
vs Virginia Tech	12/11/2022		05:49	1-3	.333	1-2	.500	1-2	.500	1 2 3 1.7	0	0	2	0	0	4	3.3
vs Wichita St.	12/17/2022		05:57	0-2	.000	0-1	.000	0-0	.000	0 2 2 1.8	1	0	1	0	0	0	2.5
A&M-Corpus Christi	12/20/2022		04:17	2-2	1.000	0-0	.000	0-0	.000	1 2 3 2.0	1	0	0	0	0	4	2.8
at Kansas	12/31/2022		10:16	2-5	.400	0-3	.000	1-1	1.000	1 2 3 2.2	2	0	0	0	0	5	3.2
West Virginia	01/02/2023		08:12	0-1	.000	0-0	.000	0-0	.000	2 0 2 2.1	1	0	0	0	0	0	2.7
Texas	01/07/2023		12:59	0-1	.000	0-0	.000	3-5	.600	1 3 4 2.4	4	0	1	0	0	3	2.8
at Kansas St.	01/10/2023		20:57	2-5	.400	0-1	.000	0-0	.000	2 3 5 2.7	1	1	1	0	2	4	2.9
at Baylor	01/14/2023		18:32	2-7	.286	1-5	.200	2-2	1.000	1 5 6 3.0	3	1	1	1	1	7	3.3
Oklahoma	01/18/2023	*	27:52	4-6	.667	2-3	.667	2-4	.500	1 4 5 3.2	0	0	0	1	1	12	4.1
Iowa St.	01/21/2023	*	27:26	3-6	.500	2-4	.500	1-2	.500	0 6 6 3.4	1	1	0	0	1	9	4.5
at Texas	01/24/2023	*	27:01	1-3	.333	1-2	.500	0-0	.000	1 4 5 3.5	4	0	2	1	0	3	4.4
Ole Miss	01/28/2023	*	22:33	5-6	.833	1-2	.500	1-1	1.000	0 2 2 3.4	4	0	0	1	0	12	4.9
at Oklahoma	02/01/2023	*	32:36	2-7	.286	1-4	.250	0-0	.000	3 7 10 3.9	4	1	1	0	2	5	4.9
TCU	02/04/2023	*	21:30	1-6	.167	1-2	.500	0-0	.000	1 1 2 3.8	4	2	0	0	0	3	4.8
Totals			6	262:31	.415	12-33	.364	11-19	.579	17 43 60 3.8	32	6	12	4	7	77	4.8

Player Averages

Games Played	Minutes/game	Points/game	FG Pct	3FG Pct	FT Pct	Rebounds/game	Assists/game	Turnovers/game	Assist/Turnover ratio	Steals/game	Blocks/game
16	16.4	4.8	41.5	36.4	57.9	3.8	0.4	0.8	0.5	0.4	0.3

CAREER GAME HIGHS / SUPERLATIVES

Points	12, 2X, last vs Ole Miss, 01/18/23
Rebounds	10 at Oklahoma, 02/01/23
Field Goals	5 vs Ole Miss, 01/28/23
Field Goals Att.	7, 2X, last at Baylor, 01/14/23
3-Point FG	3 vs Rider, 12/05/20
3-Point FG Att.	5, 2X, last at Baylor, 01/14/23
Free Throws Made	2, 5X, last vs Oklahoma, 01/18/23
Free Throws Att.	4, 2X, last vs Oklahoma, 01/18/23
Assists	2 vs TCU, 02/04/23
Steals	2, 3X, last at Oklahoma, 02/01/23
Blocks	2 vs Niagara, 12/03/20
Minutes	27:52 vs Oklahoma, 01/18/23

Miscellaneous

Career	
Games with 10+ points	2
Games with 20+ points	-
Games with 5+ rebounds	8
Games with 10+ rebounds	1
Games with 3+ assists	-
Games with 2+ steals	3
Games with 2+ blocks	1
Double-Doubles	-
Games led OSU in points	-
Games led OSU in rebounds	3
Games led OSU in assists	-
Games led OSU in steals	4
Games led OSU in blocks	1

CAREER STATS

NEWTON, Woody

SEASON	TEAM	GP-GS	MIN/AVG	Field Goals FG-FGA	FG%	3-Point 3FG-3FGA	3FG%	F-Throws FT-FTA	FT%	Rebounds OFF DEF TOT AVG	PF-FO	A	TO	BLK	STL	PTS	AVG
2020-21	SU	11-0	87/7.9	13-28	.464	7-18	.389	5-8	.625	2 18 20 1.8	9-0	1	4	3	3	38	3.5
2021-22	OSU	17-0	128/7.5	12-35	.343	8-28	.286	3-7	.429	5 10 15 0.9	14-0	4	2	3	5	35	2.1
2022-23	OSU	16-6	263/16.4	27-65	.415	12-33	.364	11-19	.579	17 43 60 3.8	32-0	6	12	4	7	77	4.8
TOTAL FOR OSU		33-6	390/11.8	39-100	.390	20-61	.328	14-26	.538	22 53 75 2.3	46-0	10	14	7	12	112	3.4
TOTAL		44-6	477/10.8	52-128	.406	27-79	.342	19-34	.559	24 71 95 2.2	55-0	11	18	10	15	150	3.4

PLAYER SPOTLIGHT

5 CALEB ASBERRY

Guard • 6-3 • 165 • Redshirt Senior • Pflugerville, Texas • Texas State/Pflugerville HS



- Two-time NABC All-District selection (Second Team in both 2021, 2022).
- Two-time All-Sun Belt (2021: Third Team, 2022: First Team).
- Three-time Sun Belt Conference Player of the Week.
- 2021 Good Sam Empire Classic Tournament MVP (2021-22 season).
- 2020 Pioneer Challenge MVP (2020-21 season).
- 2020-21 Scholar Baller and the Institute for Sport & Social Justice Academic Momentum Award.
- NABC All-District 23 Second Team in 2022, alongside an All-Sun Belt First Team selection and was a two-time Sun Belt Player of the Week (Nov. 21 and Feb. 27).
- First Bobcat in school history to earn back-to-back All-District honors from the NABC.
- Started all 29 games during the 2021-22 season, the only Bobcat to do that, as he led the team in scoring with a career-high 13.6 points and also paced the team in minutes played (847), steals (37), three-pointers made (63).
- Averaged 13.6 points, 4.6 rebounds, 2.2 assists, and 1.3 steals during the standout year with a 43.3 percent field goal percentage and shot 38.7 percent from three.
- One of three Bobcats to average 10.0 or more points throughout the 2021-22 season was finished 11th in the Sun Belt in scoring.
- The season prior, he appeared in all 25 games and started the final 19 contests.
- For his efforts, was named a 2021 All-Sun Belt Conference Third Team selection and 2020-21 NABC Division I All-District 23 Second Team selection.
- That year, his junior season, he averaged 13.3 points with a 48.4 field goal percentage, 41.7 3-point field goal percentage and led the team for the second consecutive season with an 81.3 free-throw percentage.
- Also averaged 4.3 rebounds, 1.9 assists (47 total), and 1.2 steals per game (30 total).
- Totaled 18 games with 10 or more points highlighted by an eight-game streak scoring in double figures.
- Registered five games with 20 or more points and nine games with three or more made 3-point field goals.
- His first year with the Bobcats, his sophomore season, he appeared in 29 games and made five starts.
- That year, he averaged 17.1 minutes per game and scored 6.7 points per game on a 39.3 field goal percentage, 24.7 3-point field goal percentage, and an 86.1 free-throw percentage.
- Also averaged 2.5 rebounds, 0.8 assists, 0.7 steals and 0.2 blocks per game and scored 10 or more points in 10 games, including a season-high 18 points vs. UTSA where he knocked down three triples.

2022-23 GAME-BY-GAME STATS

#5 ASBERRY, Caleb

			Total		3-Pointers		Free throws		Rebounds											
Opponent	Date	GS	MIN	FG-FGA	PCT	3FG-3FGA	PCT	FT-FTA	PCT	OFF	DEF	TOT	AVG	PF	A	TO	BLK	STL	PTS	AVG
UT Arlington	11/07/2022		23:44	2-7	.286	0-4	.000	0-0	.000	0	1	1	1.0	4	4	5	0	2	4	4.0
Southern Ill.	11/10/2022		20:45	3-6	.500	3-6	.500	4-4	1.000	0	2	2	1.5	3	0	0	1	0	13	8.5
at Oakland	11/13/2022		21:21	4-7	.571	3-5	.600	2-2	1.000	0	3	3	2.0	2	1	1	0	0	13	10.0
vs UCF	11/18/2022		29:35	2-8	.250	2-6	.333	0-0	.000	0	2	2	2.0	2	2	1	0	1	6	9.0
vs DePaul	11/20/2022		26:00	2-4	.500	1-2	.500	2-2	1.000	1	2	3	2.2	3	3	0	0	0	7	8.6
Tulsa	11/25/2022		20:29	2-7	.286	2-5	.400	2-2	1.000	1	4	5	2.7	2	1	0	0	3	8	8.5
Prairie View	11/27/2022		17:55	2-4	.500	0-2	.000	0-0	.000	1	5	6	3.1	1	1	1	0	0	4	7.9
at UConn	12/01/2022		26:58	3-4	.750	3-4	.750	2-2	1.000	0	2	2	3.0	3	3	3	0	0	11	8.3
Sam Houston	12/06/2022		23:02	1-6	.167	0-4	.000	3-4	.750	0	1	1	2.8	1	1	0	0	0	5	7.9
vs Virginia Tech	12/11/2022		24:43	2-8	.250	2-8	.250	2-2	1.000	0	3	3	2.8	3	2	1	0	0	8	7.9
at Kansas	12/31/2022		16:35	1-2	.500	1-2	.500	2-2	1.000	0	2	2	2.7	3	2	0	1	0	5	7.6
West Virginia	01/02/2023		18:50	1-3	.333	1-3	.333	3-4	.750	0	2	2	2.7	2	0	0	0	0	6	7.5
Texas	01/07/2023		22:33	2-6	.333	2-5	.400	0-2	.000	1	4	5	2.8	1	3	2	1	0	6	7.4
at Kansas St.	01/10/2023		27:01	5-11	.455	3-7	.429	2-2	1.000	1	4	5	3.0	1	2	1	1	1	15	7.9
at Baylor	01/14/2023		33:13	5-12	.417	4-11	.364	0-0	.000	0	7	7	3.3	1	2	0	2	1	14	8.3
Oklahoma	01/18/2023		28:04	2-3	.667	1-2	.500	0-0	.000	0	5	5	3.4	4	2	1	0	1	5	8.1
Iowa St.	01/21/2023		33:42	2-5	.400	2-4	.500	1-3	.333	1	5	6	3.5	2	2	2	0	0	7	8.1
at Texas	01/24/2023		18:50	1-6	.167	0-5	.000	1-2	.500	0	1	1	3.4	2	0	3	0	2	3	7.8
Ole Miss	01/28/2023		24:42	2-6	.333	1-3	.333	1-1	1.000	0	4	4	3.4	0	2	2	0	0	6	7.7
at Oklahoma	02/01/2023		21:54	2-4	.500	1-3	.333	0-0	.000	0	2	2	3.4	3	1	1	0	0	5	7.6
TCU	02/04/2023	*	33:11	5-9	.556	3-6	.500	6-7	.857	0	5	5	3.4	2	3	1	0	1	19	8.1
Totals			1 513:08	51-128	.398	35-97	.361	33-41	.805	6	66	72	3.4	45	37	25	6	12	170	8.1

Player Averages

Games Played	Minutes/game	Points/game	FG Pct	3FG Pct	FT Pct	Rebounds/game	Assists/game	Turnovers/game	Assist/Turnover ratio	Steals/game	Blocks/game
21	24.4	8.1	39.8	36.1	80.5	3.4	1.8	1.2	1.5	0.6	0.3

CAREER GAME HIGHS / SUPERLATIVES

Points	28 at Denver, 12/19/20
Rebounds	10, 2X, last vs ULM, 01/13/22
Field Goals	10 at Denver, 12/19/20
Field Goals Att.	17 vs Little Rock, 02/06/21
3-Point FG	6 at Troy, 02/25/22
3-Point FG Att.	11 at Baylor, 01/14/23
Free Throws Made	9 vs Coastal Carolina, 01/09/20
Free Throws Att.	10 vs Coastal Carolina, 01/09/20
Assists	7 vs Utah Tech, 11/19/21
Steals	4, 5X, last vs Troy, 12/30/21
Blocks	2, 4X, last at Baylor, 01/14/23
Minutes	42:00 vs Little Rock, 02/06/21

Miscellaneous

	Career
Games with 10+ points	54
Games with 20+ points	11
Games with 5+ rebounds	36
Games with 10+ rebounds	2
Games with 3+ assists	22
Games with 2+ steals	23
Games with 2+ blocks	4
Double-Doubles	2
Games led OSU in points	1
Games led OSU in rebounds	2
Games led OSU in assists	5
Games led OSU in steals	5
Games led OSU in blocks	1

CAREER STATS

ASBERRY, Caleb

ASBERRY, Caleb																	Scoring			
SEASON	TEAM	GP-GS	MIN/AVG	FG-FGA	FG%	3FG-3FGA	3FG%	FT-FTA	FT%	OFF	DEF	TOT	AVG	PF-FO	A	TO	BLK	STL	PTS	AVG
2019-20	TXST	29-5	496/17.1	70-178	.393	23-93	.247	31-36	.861	15	57	72	2.5	48-0	24	27	5	19	194	6.7
2020-21	TXST	25-19	725/29.0	122-252	.484	50-120	.417	39-48	.813	15	92	107	4.3	52-0	47	49	5	30	333	13.3
2021-22	TXST	29-29	848/29.2	125-289	.433	63-163	.387	82-100	.820	19	113	132	4.6	70-1	63	61	14	37	395	13.6
2022-23	OSU	21-1	513/24.4	51-128	.398	35-97	.361	33-41	.805	6	66	72	3.4	45-0	37	25	6	12	170	8.1
TOTAL FOR OSU		21-1	513/24.4	51-128	.398	35-97	.361	33-41	.805	6	66	72	3.4	45-0	37	25	6	12	170	8.1
TOTAL		104-54	2581/24.8	368-847	.434	171-473	.362	185-225	.822	55	328	383	3.7	215-1	171	162	30	98	1092	10.5

PLAYER SPOTLIGHT

12 NAZ BROWN

Guard • 6-0 • 181 • Freshman • Fort Worth, Texas • Coppell HS

- Was a four-year letterwinner at Coppell High School.
- Averaged 15.6 points per game with 3.7 rebounds and 3.2 assists.
- Honors included an All-Region selection, was the team's MVP at the Kreuger Classic Tournament, was named Newcomer of the Year his freshman season, was a four-time All-District selection and was named to the Coppell Classic All-Tournament Team.
- Helped lead his team to two district championships.



2022-23 GAME-BY-GAME STATS

#12 BROWN, Naz

Opponent	Date	GS	MIN	Total		3-Pointers		Free throws		Rebounds				PF	A	TO	BLK	STL	PTS	AVG
				FG-FGA	PCT	3FG-3FGA	PCT	FT-FTA	PCT	OFF	DEF	TOT	AVG							
at Oakland	11/13/2022		01:18	0-1	.000	0-1	.000	0-0	.000	0	0	0	0.0	0	0	0	0	0	0	0.0
Tulsa	11/25/2022		04:02	0-1	.000	0-1	.000	0-0	.000	0	0	0	0.0	1	0	2	0	0	0	0.0
Prairie View	11/27/2022		01:24	0-0	.000	0-0	.000	0-0	.000	0	0	0	0.0	0	0	0	0	0	0	0.0
A&M-Corpus Christi	12/20/2022		01:19	0-1	.000	0-1	.000	0-0	.000	0	0	0	0.0	0	0	0	0	0	0	0.0
Oklahoma	01/18/2023		00:47	0-0	.000	0-0	.000	0-0	.000	0	0	0	0.0	0	0	1	0	0	0	0.0
at Oklahoma	02/01/2023		00:56	0-1	.000	0-0	.000	0-0	.000	0	0	0	0.0	0	0	0	0	0	0	0.0
Totals		0	09:45	0-4	.000	0-3	.000	0-0	.000	0	0	0	0.0	1	0	3	0	0	0	0.0

Player Averages

Games Played	Minutes/game	Points/game	FG Pct	3FG Pct	FT Pct	Rebounds/game	Assists/game	Turnovers/game	Assist/Turnover ratio	Steals/game	Blocks/game
6	1.6	0.0	0.0	0.0	0.0	0.0	0.0	0.5	0.0	0.0	0.0

CAREER GAME HIGHS / SUPERLATIVES

Points	-
Rebounds	-
Field Goals	-
Field Goals Att.	1, 4X, last at Oklahoma, 02/01/23
3-Point FG	-
3-Point FG Att.	1, 3X, last vs Texas A&M-Corpus Christi, 12/20/22
Free Throws Made	-
Free Throws Att.	-
Assists	-
Steals	-
Blocks	-
Minutes	4:02 vs Tulsa, 11/25/22

Miscellaneous

Games with 10+ points	-
Games with 20+ points	-
Games with 5+ rebounds	-
Games with 10+ rebounds	-
Games with 3+ assists	-
Games with 2+ steals	-
Games with 2+ blocks	-
Double-Doubles	-
Games led OSU in points	-
Games led OSU in rebounds	-
Games led OSU in assists	-
Games led OSU in steals	-
Games led OSU in blocks	-

CAREER STATS

BROWN, Naz

SEASON TEAM		GP-GS MIN/AVG		Field Goals		3-Point		F-Throws		Rebounds								Scoring		
		FG-FGA	FG%	3FG-3FGA	3FG%	FT-FTA	FT%	OFF	DEF	TOT	AVG	PF-FO	A	TO	BLK	STL	PTS	AVG		
2022-23	OSU	6-0	10/1.6	0-4	.000	0-3	.000	0-0	.000	0	0	0	0.0	1-0	0	3	0	0	0	0.0
TOTAL		6-0	10/1.6	0-4	.000	0-3	.000	0-0	.000	0	0	0	0.0	1-0	0	3	0	0	0	0.0

PLAYER SPOTLIGHT

13 QUION WILLIAMS

Guard • 6-4 • 208 • Freshman • Jonesboro, Ark. • Jonesboro HS

- Was a letter winner at Jonesboro High School in Arkansas.
- Was notably named the state's 5A MVP.
- Selected to the All-State and All-Conference Teams.
- Helped lead his team to two state championships and a 30-3 record.



2022-23 GAME-BY-GAME STATS

#13 WILLIAMS, Quion

Opponent	Date	GS	MIN	Total		3-Pointers		Free throws		Rebounds				PF	A	TO	BLK	STL	PTS	AVG
FG-FGA	PCT	3FG-3FGA	PCT	FT-FTA	PCT	OFF	DEF	TOT	AVG											
UT Arlington	11/07/2022		08:45	0-0	.000	0-0	.000	1-2	.500	0	0	0	0.0	0	0	0	0	0	1	1.0
Southern Ill.	11/10/2022		05:44	0-0	.000	0-0	.000	0-0	.000	0	0	0	0.0	1	0	0	0	0	0	0.5
at Oakland	11/13/2022		10:32	0-3	.000	0-1	.000	0-0	.000	1	1	2	0.7	1	2	0	0	0	0	0.3
vs UCF	11/18/2022		05:55	1-2	.500	0-1	.000	0-0	.000	0	1	1	0.8	1	0	1	0	0	2	0.8
vs DePaul	11/20/2022		11:51	0-1	.000	0-1	.000	0-0	.000	0	2	2	1.0	3	1	1	0	0	0	0.6
Tulsa	11/25/2022		18:21	3-4	.750	0-1	.000	0-1	.000	3	4	7	2.0	0	1	1	0	1	6	1.5
Prairie View	11/27/2022		25:52	3-3	1.000	1-1	1.000	4-5	.800	1	1	2	2.0	2	2	1	0	2	11	2.9
at UConn	12/01/2022		09:11	0-2	.000	0-1	.000	0-0	.000	0	2	2	2.0	3	0	0	0	0	0	2.5
Sam Houston	12/06/2022		08:45	1-2	.500	1-1	1.000	0-0	.000	1	2	3	2.1	2	0	2	0	0	3	2.6
vs Virginia Tech	12/11/2022		02:16	0-0	.000	0-0	.000	0-0	.000	0	1	1	2.0	0	0	0	0	0	0	2.3
vs Wichita St.	12/17/2022		09:14	0-2	.000	0-1	.000	0-0	.000	1	0	1	1.9	2	1	0	0	0	0	2.1
A&M-Corpus Christi	12/20/2022		15:23	3-8	.375	2-5	.400	0-0	.000	1	1	2	1.9	0	1	1	0	1	8	2.6
West Virginia	01/02/2023		08:44	1-3	.333	0-0	.000	0-0	.000	0	1	1	1.8	3	1	0	0	0	2	2.5
Texas	01/07/2023		10:39	0-2	.000	0-0	.000	1-2	.500	0	4	4	2.0	2	1	1	1	1	1	2.4
at Kansas St.	01/10/2023		07:10	0-1	.000	0-1	.000	0-0	.000	1	2	3	2.1	1	1	0	0	0	0	2.3
at Baylor	01/14/2023		17:29	2-4	.500	1-3	.333	0-0	.000	0	1	1	2.0	1	3	2	1	0	5	2.4
Oklahoma	01/18/2023		12:08	1-2	.500	0-0	.000	0-0	.000	1	0	1	1.9	1	0	1	0	0	2	2.4
Iowa St.	01/21/2023		12:34	0-1	.000	0-1	.000	0-0	.000	2	0	2	1.9	1	0	1	0	0	0	2.3
at Texas	01/24/2023		12:45	1-4	.250	0-0	.000	2-2	1.000	1	1	2	1.9	3	1	0	0	0	4	2.4
Ole Miss	01/28/2023		17:55	2-3	.667	1-1	1.000	0-0	.000	3	3	6	2.2	1	0	1	1	0	5	2.5
at Oklahoma	02/01/2023		10:29	0-3	.000	0-0	.000	0-0	.000	1	2	3	2.2	4	1	0	0	0	0	2.4
TCU	02/04/2023		06:20	1-2	.500	0-1	.000	0-0	.000	0	0	0	2.1	2	0	0	0	1	2	2.4
Totals		0	248:02	19-52	.365	6-20	.300	8-12	.667	17	29	46	2.1	34	16	13	3	6	52	2.4

Player Averages

Games Played	Minutes/game	Points/game	FG Pct	3FG Pct	FT Pct	Rebounds/game	Assists/game	Turnovers/game	Assist/Turnover ratio	Steals/game	Blocks/game
22	11.3	2.4	36.5	30.0	66.7	2.1	0.7	0.6	1.2	0.3	0.1

CAREER STATS

WILLIAMS, Quion

			Field Goals		3-Point		F-Throws		Rebounds									Scoring		
SEASON	TEAM	GP-GS	MIN/AVG	FG-FGA	FG%	3FG-3FGA	3FG%	FT-FTA	FT%	OFF	DEF	TOT	AVG	PF-FO	A	TO	BLK	STL	PTS	AVG
2022-23	OSU	22-0	248/11.3	19-52	.365	6-20	.300	8-12	.667	17	29	46	2.1	34-0	16	13	3	6	52	2.4
TOTAL		22-0	248/11.3	19-52	.365	6-20	.300	8-12	.667	17	29	46	2.1	34-0	16	13	3	6	52	2.4

CAREER GAME HIGHS / SUPERLATIVES

Points	11 vs Prairie View A&M, 11/27/22
Rebounds	7 vs Tulsa, 11/25/22
Field Goals	3, 3X, last vs Texas A&M-Corpus Christi, 12/20/22
Field Goals Att.	8 vs Texas A&M-Corpus Christi, 12/20/22
3-Point FG	2 vs Texas A&M-Corpus Christi, 12/20/22
3-Point FG Att.	5 vs Texas A&M-Corpus Christi, 12/20/22
Free Throws Made	4 vs Prairie View A&M, 11/27/22
Free Throws Att.	5 vs Prairie View A&M, 11/27/22
Assists	3 at Baylor, 01/14/23
Steals	2 vs Prairie View A&M, 11/27/22
Blocks	1, 3X, last vs Ole Miss, 01/28/23
Minutes	25:52 vs Prairie View A&M, 11/27/22


Miscellaneous

	Career
Games with 10+ points	1
Games with 20+ points	-
Games with 5+ rebounds	2
Games with 10+ rebounds	-
Games with 3+ assists	1
Games with 2+ steals	1
Games with 2+ blocks	-
Double-Doubles	-
Games led OSU in points	-
Games led OSU in rebounds	1
Games led OSU in assists	1
Games led OSU in steals	-
Games led OSU in blocks	1

PLAYER SPOTLIGHT

15 CARSON SAGER

Guard • 6-4 • 207 • Junior • Wichita Falls, Texas • Rider HS



- Saw action in four games for the Cowboys and recorded a bucket against UT Arlington on Nov. 9 – the opening game of the year.
- Recorded two minutes of work against Big 12 foe West Virginia on Feb. 12.
- Recorded the first points of his collegiate career from the free throw line in the 2021-22 season opener vs UT Arlington to a standing ovation from the home crowd at Gallagher-Iba Arena.
- Joined the Cowboys as a walk-on in the fall of 2020 and provided a strong practice presence for the entire season.
- Accompanied OSU during their postseason run in Kansas City and Indianapolis.
- Played a part in OSU's nine wins over AP Top-25 squads, the program's first Big 12 Championship title game appearance since 2005 and its first NCAA Tournament victory since 2009.
- Younger brother of former Cowboy Christien Sager, who played at OSU from 2011-15. Christien informed Carson that he made the OSU team as a walk-on in a viral online video.
- Named a first-team All-District selection for Rider High School in Wichita Falls, Texas.
- Helped lead Rider to a program-best 32-5 record and a spot in the Region I-5A Tournament for the second time in program history.
- Named one of 25 2020 Oil Bowl All-Stars, a prestigious all-star game in the North Texas area.
- MVP of the Fantasy of Lights Tournament in Wichita Falls.
- Academic All-State selection.
- Played AAU ball for Texas Impact.
- Earned valedictorian honors at Rider.
- Son of Charlie and Tacy Sager. His father played basketball at Utah State and Midwestern State.
- Also has a sister named Kelsie, who plays beach volleyball at Central Arkansas.

2022-23 GAME-BY-GAME STATS

#15 SAGER, Carson

Opponent	Date	GS	MIN	FG-FGA	PCT	3FG-3FGA	PCT	FT-FTA	PCT	OFF	DEF	TOT	AVG	PF	A	TO	BLK	STL	PTS	AVG
at Oakland	11/13/2022		01:18	0-0	.000	0-0	.000	0-0	.000	0	0	0	0.0	1	0	0	0	0	0	0.0
Tulsa	11/25/2022		01:37	0-0	.000	0-0	.000	0-0	.000	0	0	0	0.0	0	0	1	0	0	0	0.0
Prairie View	11/27/2022		01:24	0-0	.000	0-0	.000	0-0	.000	0	1	1	0.3	0	0	0	0	0	0	0.0
A&M-Corpus Christi	12/20/2022		01:19	0-0	.000	0-0	.000	0-0	.000	0	0	0	0.3	0	0	0	0	0	0	0.0
Oklahoma	01/18/2023		00:47	0-0	.000	0-0	.000	0-0	.000	0	0	0	0.2	0	0	0	0	0	0	0.0
at Oklahoma	02/01/2023		00:56	0-0	.000	0-0	.000	0-0	.000	0	0	0	0.2	0	0	1	0	0	0	0.0
Totals		0	07:21	0-0	.000	0-0	.000	0-0	.000	0	1	1	0.2	1	0	2	0	0	0	0.0

Player Averages

Games Played	Minutes/game	Points/game	FG Pct	3FG Pct	FT Pct	Rebounds/game	Assists/game	Turnovers/game	Assist/Turnover ratio	Steals/game	Blocks/game
6	1.2	0.0	0.0	0.0	0.0	0.2	0.0	0.3	0.0	0.0	0.0

CAREER GAME HIGHS / SUPERLATIVES

Points	2 vs UT Arlington, 11/09/21
Rebounds	1, 2X, last vs Prairie View A&M, 11/27/22
Field Goals	-
Field Goals Att.	1 vs UT Arlington, 11/09/21
3-Point FG	-
3-Point FG Att.	-
Free Throws Made	2 vs UT Arlington, 11/09/21
Free Throws Att.	2 vs UT Arlington, 11/09/21
Assists	-
Steals	1 vs Col. of Charleston, 11/22/21
Blocks	-
Minutes	1:37 vs Tulsa, 11/25/22

Miscellaneous

Games with 10+ points	-
Games with 20+ points	-
Games with 5+ rebounds	-
Games with 10+ rebounds	-
Games with 3+ assists	-
Games with 2+ steals	-
Games with 2+ blocks	-
Double-Doubles	-
Games led OSU in points	-
Games led OSU in rebounds	-
Games led OSU in assists	-
Games led OSU in steals	-
Games led OSU in blocks	-

CAREER STATS

SAGER, Carson


SEASON	TEAM	GP-GS	MIN/AVG	FG-FGA	FG%	3FG-3FGA	3FG%	FT-FTA	FT%	OFF	DEF	TOT	AVG	PF-FO	A	TO	BLK	STL	PTS	AVG
2021-22	OSU	4-0	6/1.4	0-1	.000	0-0	.000	2-2	1.000	1	0	1	0.3	0-0	0	0	0	1	2	0.5
2022-23	OSU	6-0	7/1.2	0-0	.000	0-0	.000	0-0	.000	0	1	1	0.2	1-0	0	2	0	0	0	0.0
TOTAL		10-0	13/1.3	0-1	.000	0-0	.000	2-2	1.000	1	1	2	0.2	1-0	0	2	0	1	2	0.2

PLAYER SPOTLIGHT

21 BROOKS MANZER

Guard • 6-3 • 290 • Sophomore • Edmond, Okla. • Edmond Memorial HS

- A valuable member of the team, providing energy and motivation off the bench.
- Three-year letter winner after missing most of senior year due to ACL surgery.
- Played on three-consecutive State Tournament teams, including a state-runners up finish in 2021.
- Also played baseball. Was a two-year letter winner and hit .337 for the Bulldogs during his senior season.
- Received the Bulldog Spirit Award for outstanding leadership during his senior year of high school.
- Has completed all requirements necessary to become an Eagle Scout.
- Born on Oct. 23, 2002.
- Son of Bryndon and Janie Manzer.
- Is the 13th member of his family to attend Oklahoma State.
- Father, Bryndon, played basketball at OSU for Eddie Sutton from 1992-94. Grandfather, Lee, taught Marketing at OSU for 43 years and has been the official scorer for Cowboy home games for more than 30 years.
- Plans to major in Applied Exercise Science.



2022-23 GAME-BY-GAME STATS

#21 MANZER, Brooks

Opponent	Date	GS	MIN	Total		3-Pointers		Free throws		Rebounds				PF	A	TO	BLK	STL	PTS	AVG
				FG-FGA	PCT	3FG-3FGA	PCT	FT-FTA	PCT	OFF	DEF	TOT	AVG							
at Oakland	11/13/2022		01:18	0-0	.000	0-0	.000	0-0	.000	0	0	0	0.0	0	1	0	0	0	0	0.0
Tulsa	11/25/2022		01:37	0-0	.000	0-0	.000	0-0	.000	0	0	0	0.0	0	0	0	0	0	0	0.0
Prairie View	11/27/2022		01:24	0-0	.000	0-0	.000	0-0	.000	0	1	1	0.3	0	0	0	0	0	0	0.0
Totals		0	04:19	0-0	.000	0-0	.000	0-0	.000	0	1	1	0.3	0	1	0	0	0	0	0.0

Player Averages

Games Played	Minutes/game	Points/game	FG Pct	3FG Pct	FT Pct	Rebounds/game	Assists/game	Turnovers/game	Assist/Turnover ratio	Steals/game	Blocks/game
3	1.4	0.0	0.0	0.0	0.0	0.3	0.3	0.0	1.0	0.0	0.0

CAREER GAME HIGHS / SUPERLATIVES

Points	-
Rebounds	1 vs Prairie View A&M, 11/27/22
Field Goals	-
Field Goals Att.	-
3-Point FG	-
3-Point FG Att.	-
Free Throws Made	-
Free Throws Att.	-
Assists	1 at Oakland, 11/13/22
Steals	-
Blocks	-
Minutes	1:37 vs Tulsa, 11/25/22

Miscellaneous

Games with 10+ points	-
Games with 20+ points	-
Games with 5+ rebounds	-
Games with 10+ rebounds	-
Games with 3+ assists	-
Games with 2+ steals	-
Games with 2+ blocks	-
Double-Doubles	-
Games led OSU in points	-
Games led OSU in rebounds	-
Games led OSU in assists	-
Games led OSU in steals	-
Games led OSU in blocks	-

CAREER STATS

MANZER, Brooks

				Field Goals		3-Point		F-Throws		Rebounds				Scoring	
SEASON	TEAM	GP-GS	MIN/AVG	FG-FGA	FG%	3FG-3FGA	3FG%	FT-FTA	FT%	OFF	DEF	TOT	AVG	PF-FO	A TO BLK STL PTS AVG
2022-23	OSU	3-0	4/1.4	0-0	.000	0-0	.000	0-0	.000	0	1	1	0.3	0-0	1 0 0 0 0 0.0
TOTAL		3-0	4/1.4	0-0	.000	0-0	.000	0-0	.000	0	1	1	0.3	0-0	1 0 0 0 0 0.0

PLAYER SPOTLIGHT

22 KALIB BOONE

Forward • 6-9 • 198 • Senior • Tulsa, Okla. • Memorial HS

- Saw action in 26 games for OSU while fighting through early injuries. Earned four starts on the year with 10.9 minutes per game.
- Posted a season-best 20 points in the win over NC State on Nov. 17. Followed it up with 13 points against College of Charleston on Nov. 22 and 11 points at ORU on Nov. 26.
- Had a key 12 points in the win over Oklahoma on Feb. 5.
- Finished with the second-most blocks in the Big 12.



2022-23 GAME-BY-GAME STATS

#22 BOONE, Kalib

Opponent	Date	GS	MIN	Total		3-Pointers		Free throws		Rebounds				PF	A	TO	BLK	STL	PTS	AVG
				FG-FGA	PCT	3FG-3FGA	PCT	FT-FTA	PCT	OFF	DEF	TOT	AVG							
UT Arlington	11/07/2022	*	26:02	5-7	.714	0-0	.000	5-6	.833	4	4	8	8.0	4	2	1	2	0	15	15.0
Southern Ill.	11/10/2022	*	28:07	1-3	.333	0-1	.000	0-0	.000	2	3	5	6.5	3	2	1	1	1	2	8.5
at Oakland	11/13/2022	*	22:20	4-7	.571	0-0	.000	1-1	1.000	2	6	8	7.0	2	2	3	1	0	9	8.7
vs UCF	11/18/2022	*	19:18	3-7	.429	0-0	.000	4-4	1.000	3	2	5	6.5	4	2	3	0	0	10	9.0
vs DePaul	11/20/2022	*	24:29	7-11	.636	0-0	.000	3-3	1.000	4	1	5	6.2	5	3	3	0	2	17	10.6
Tulsa	11/25/2022	*	17:41	3-7	.429	0-1	.000	3-3	1.000	3	1	4	5.8	0	1	2	0	0	9	10.3
Prairie View	11/27/2022	*	16:22	2-5	.400	1-1	1.000	0-0	.000	2	1	3	5.4	1	2	3	1	0	5	9.6
at UConn	12/01/2022	*	34:18	5-12	.417	0-0	.000	5-7	.714	5	3	8	5.8	2	0	2	1	1	15	10.3
Sam Houston	12/06/2022	*	21:04	2-4	.500	0-1	.000	0-0	.000	3	0	3	5.4	1	2	2	0	1	4	9.6
vs Virginia Tech	12/11/2022	*	27:13	6-10	.600	0-0	.000	3-4	.750	3	4	7	5.6	3	0	2	4	1	15	10.1
vs Wichita St.	12/17/2022	*	28:48	2-5	.400	0-0	.000	2-4	.500	2	3	5	5.5	2	1	2	0	0	6	9.7
A&M-Corpus Christi	12/20/2022	*	13:26	2-3	.667	0-1	.000	3-3	1.000	1	2	3	5.3	2	1	1	1	0	7	9.5
at Kansas	12/31/2022	*	22:12	1-4	.250	0-0	.000	0-0	.000	2	5	7	5.5	1	2	1	1	0	2	8.9
West Virginia	01/02/2023	*	27:13	5-6	.833	0-0	.000	0-0	.000	1	5	6	5.5	3	0	1	0	0	10	9.0
Texas	01/07/2023	*	34:13	6-9	.667	0-1	.000	4-4	1.000	4	6	10	5.8	3	1	3	6	1	16	9.5
at Kansas St.	01/10/2023	*	29:25	9-15	.600	0-0	.000	5-6	.833	2	1	3	5.6	2	1	5	2	2	23	10.3
at Baylor	01/14/2023	*	17:48	3-4	.750	0-0	.000	2-3	.667	2	1	3	5.5	4	0	1	1	0	8	10.2
Oklahoma	01/18/2023	*	25:30	7-11	.636	0-0	.000	1-2	.500	2	5	7	5.6	2	0	2	5	1	15	10.4
Iowa St.	01/21/2023	*	18:18	4-9	.444	0-0	.000	5-6	.833	1	1	2	5.4	1	1	0	0	1	13	10.6
at Texas	01/24/2023	*	24:50	8-9	.889	0-0	.000	2-2	1.000	2	4	5.3	3	0	2	2	0	18	11.0	
Ole Miss	01/28/2023	*	21:39	6-6	1.000	0-0	.000	6-8	.750	1	3	4	5.2	2	1	1	1	1	18	11.3
at Oklahoma	02/01/2023	*	17:04	8-10	.800	0-0	.000	2-2	1.000	3	1	4	5.2	2	1	2	1	0	18	11.6
TCU	02/04/2023	*	27:55	11-15	.733	0-0	.000	3-6	.500	2	4	6	5.2	1	2	1	0	2	25	12.2
Totals		23	545:16	110-179	.615	1-6	.167	59-74	.797	56	64	120	5.2	53	27	44	30	14	280	12.2

Player Averages

Games Played	Minutes/game	Points/game	FG Pct	3FG Pct	FT Pct	Rebounds/game	Assists/game	Turnovers/game	Assist/Turnover ratio	Steals/game	Blocks/game
23	23.7	12.2	61.5	16.7	79.7	5.2	1.2	1.9	0.6	0.6	1.3

CAREER GAME HIGHS / SUPERLATIVES

Points	25 vs TCU, 02/04/23
Rebounds	15 vs Texas, 02/06/21
Field Goals	11 vs TCU, 02/04/23
Field Goals Att.	15, 3X, last vs TCU, 02/04/23
3-Point FG	1 vs Prairie View A&M, 11/27/22
3-Point FG Att.	1, 6X, last vs Texas, 01/07/23
Free Throws Made	12 vs vs Texas Tech, 02/15/20
Free Throws Att.	14 vs vs Texas Tech, 02/15/20
Assists	3, 3X, last vs DePaul, 11/20/22
Steals	4 vs Oakland, 12/05/20
Blocks	6, 3X, last vs Texas, 01/07/23
Minutes	40:55 vs Texas, 02/06/21

Miscellaneous

Miscellaneous	Career
Games with 10+ points	35
Games with 20+ points	5
Games with 5+ rebounds	38
Games with 10+ rebounds	4
Games with 3+ assists	3
Games with 2+ steals	7
Games with 2+ blocks	28
Double-Doubles	3
Games led OSU in points	14
Games led OSU in rebounds	16
Games led OSU in assists	2
Games led OSU in steals	13
Games led OSU in blocks	41

CAREER STATS

BOONE, Kalib

BOONE, Kalib																				
		Field Goals				3-Point		F-Throws		Rebounds				Scoring						
SEASON	TEAM	GP-GS	MIN/AVG	FG-FGA	FG%	3FG-3FGA	3FG%	FT-FTA	FT%	OFF	DEF	TOT	AVG	PF-FO	A	TO	BLK	STL	PTS	AVG
2019-20	OSU	31-4	36.3/11.7	56-102	.549	0-0	.000	35-48	.729	41	53	94	3.0	53-1	13	22	23	7	147	4.7
2020-21	OSU	30-24	61.9/20.6	113-176	.642	0-0	.000	56-86	.651	51	110	161	5.4	74-3	24	56	49	11	282	9.4
2021-22	OSU	26-4	28.4/10.9	59-104	.567	0-1	.000	32-46	.696	28	34	62	2.4	39-0	12	32	33	11	150	5.8
2022-23	OSU	23-23	54.5/23.7	110-179	.615	1-6	.167	59-74	.797	56	64	120	5.2	53-1	27	44	30	14	280	12.2
TOTAL		110-55	1811/16.5	338-561	.602	1-7	.143	182-254	.717	176	261	437	4.0	219-5	76	154	135	51	859	7.8

PLAYER SPOTLIGHT

23 TYREEK SMITH

Forward • 6-9 • 217 • Redshirt Junior • Baton Rouge, La. • Texas Tech/Trinity Christian HS

- Was a key member of the rotation off the bench, as he was the defender with the key block on the final shot of the game to help the Cowboys upset No. 12 Texas Tech at home to finish the season.
- Doing whatever was needed of him, saw action in 30 games with seven starts. He averaged 11.9 minutes per contest with 3.5 points, 2.8 rebounds and 0.6 blocks.
- Started the final seven games of the season as OSU went 4-3 during the stretch.
- Had a season-best 10 points in the win over NC State on Nov. 17.
- Had a season-high eight rebounds on Jan. 15 to help the Cowboys take down No. 1 Baylor on the road, marking the first time in program history OSU had defeated the top-ranked team in the country on the road.
- Proving to be a force in the paint, had five games in which he recorded two blocks.



2022-23 GAME-BY-GAME STATS

#23 SMITH, Tyreek

Opponent	Date	GS	MIN	Total		3-Pointers		Free throws		Rebounds		PF	A	TO	BLK	STL	PTS	AVG			
				FG-FGA	PCT	3FG-3FGA	PCT	FT-FTA	PCT	OFF	DEF								TOT	AVG	
UT Arlington	11/07/2022		12:22	3-5	.600	0-1	.000	0-0	.000	2	1	3	3.0	1	0	0	0	6	6.0		
Southern Ill.	11/10/2022		14:19	1-2	.500	0-0	.000	0-0	.000	0	2	2	2.5	0	1	1	0	2	4.0		
at Oakland	11/13/2022		15:14	3-3	1.000	0-0	.000	2-2	1.000	1	2	3	2.7	2	1	0	1	8	5.3		
vs UCF	11/18/2022		14:22	2-6	.333	0-1	.000	0-0	.000	2	2	4	3.0	1	0	0	1	4	5.0		
vs DePaul	11/20/2022		18:08	4-5	.800	0-0	.000	3-6	.500	3	4	7	3.8	0	2	1	1	11	6.2		
Tulsa	11/25/2022		13:50	5-5	1.000	0-0	.000	0-2	.000	2	5	7	4.3	0	1	0	0	10	6.8		
Prairie View	11/27/2022		15:40	4-4	1.000	0-0	.000	0-0	.000	1	3	4	4.3	2	0	1	1	8	7.0		
at UConn	12/01/2022		18:12	3-4	.750	0-0	.000	1-2	.500	1	2	3	4.1	2	0	1	1	7	7.0		
Sam Houston	12/06/2022		21:10	4-5	.800	1-2	.500	1-2	.500	3	2	5	4.2	0	0	1	0	10	7.3		
vs Virginia Tech	12/11/2022		15:41	1-4	.250	0-0	.000	0-0	.000	1	2	3	4.1	1	0	0	1	2	6.8		
vs Wichita St.	12/17/2022		15:20	3-3	1.000	0-0	.000	1-1	1.000	0	2	2	3.9	2	1	1	1	7	6.8		
A&M-Corpus Christi	12/20/2022		18:44	4-4	1.000	0-0	.000	4-4	1.000	1	2	3	3.8	0	0	0	0	12	7.3		
at Kansas	12/31/2022		16:09	2-2	1.000	0-0	.000	0-1	.000	1	1	2	3.7	1	1	0	1	4	7.0		
West Virginia	01/02/2023		26:34	0-0	.000	0-0	.000	4-4	1.000	2	4	6	3.9	3	0	1	2	4	6.8		
Texas	01/07/2023	*	23:09	0-2	.000	0-0	.000	0-0	.000	1	1	2	3.7	3	0	2	3	1	0	6.3	
at Kansas St.	01/10/2023	*	23:53	1-3	.333	0-0	.000	0-0	.000	3	4	7	3.9	1	0	1	3	2	2	6.1	
at Baylor	01/14/2023	*	28:12	2-4	.500	0-0	.000	0-0	.000	3	2	5	4.0	2	1	1	1	4	5.9		
Oklahoma	01/18/2023		11:34	0-4	.000	0-0	.000	0-0	.000	3	0	3	3.9	1	1	1	1	0	0	5.6	
Iowa St.	01/21/2023		07:17	0-0	.000	0-0	.000	0-4	.000	0	3	3	3.9	0	0	0	2	0	0	5.3	
at Texas	01/24/2023		13:40	0-2	.000	0-0	.000	4-4	1.000	3	1	4	3.9	2	0	2	2	1	4	5.3	
Ole Miss	01/28/2023		10:49	1-2	.500	0-0	.000	2-2	1.000	0	3	3	3.9	0	0	0	1	0	4	5.2	
at Oklahoma	02/01/2023		03:44	0-0	.000	0-0	.000	0-0	.000	0	0	0	3.7	0	0	0	1	0	0	5.0	
TCU	02/04/2023		05:15	1-1	1.000	0-0	.000	1-1	1.000	1	1	2	3.6	1	0	1	0	0	3	4.9	
Totals			3	363:18	44-70	.629	1-4	.250	23-35	.657	34	49	83	3.6	25	7	16	23	9	112	4.9

Player Averages

Games Played	Minutes/game	Points/game	FG Pct	3FG Pct	FT Pct	Rebounds/game	Assists/game	Turnovers/game	Assist/Turnover ratio	Steals/game	Blocks/game
23	15.8	4.9	62.9	25.0	65.7	3.6	0.3	0.7	0.4	0.4	1.0

CAREER GAME HIGHS / SUPERLATIVES

Points	12 vs Texas A&M-Corpus Christi, 12/20/22
Rebounds	8, 2X, last at Baylor, 01/15/22
Field Goals	5, 2X, last vs Tulsa, 11/25/22
Field Goals Att.	7 vs NC State, 11/17/21
3-Point FG	1, 4X, last vs Sam Houston, 12/06/22
3-Point FG Att.	2 vs Sam Houston, 12/06/22
Free Throws Made	4, 4X, last vs Texas, 01/24/23
Free Throws Att.	6 vs DePaul, 11/20/22
Assists	2, 2X, last at Baylor, 01/15/22
Steals	2, 2X, last at Kansas State, 01/10/23
Blocks	3, 4X, last at Kansas State, 01/10/23
Minutes	28:12 at Baylor, 01/14/23

Miscellaneous

Games with 10+ points	5
Games with 20+ points	-
Games with 5+ rebounds	13
Games with 10+ rebounds	-
Games with 3+ assists	-
Games with 2+ steals	2
Games with 2+ blocks	13
Double-Doubles	-
Games led OSU in points	-
Games led OSU in rebounds	5
Games led OSU in assists	-
Games led OSU in steals	2
Games led OSU in blocks	11

CAREER STATS

SMITH, Tyreek

SEASON	TEAM	GP-GS	MIN/AVG	Field Goals FG-FGA	FG%	3-Point 3FG-3FGA	3FG%	F-Throws FT-FTA	FT%	Rebounds OFF DEF TOT AVG	PF-FO	A	TO	BLK	STL	PTS	AVG
2020-21	TTU	29-0	244/8.4	28-46	.609	3-8	.375	17-28	.607	21 50 71 2.4	21-0	6	5	21	2	76	2.6
2021-22	OSU	30-7	358/11.9	42-65	.646	0-4	.000	21-36	.583	36 47 83 2.8	28-0	11	17	19	7	105	3.5
2022-23	OSU	23-3	363/15.8	44-70	.629	1-4	.250	23-35	.657	34 49 83 3.6	25-0	7	16	23	9	112	4.9
TOTAL FOR OSU		53-10	721/13.6	86-135	.637	1-8	.125	44-71	.620	70 96 166 3.1	53-0	18	33	42	16	217	4.1
TOTAL		82-10	965/11.8	114-181	.630	4-16	.250	61-99	.616	91 146 237 2.9	74-0	24	38	63	18	293	3.6

PLAYER SPOTLIGHT

25 BERNARD KOUMA

Forward • 6-10 • 240 • Senior • South Plains College / Our Saviour Lutheran HS [NY]

(Pronounced: COO-muh)

- Always a positive mind around the Cowboy program, Bernard Kouma saw action in six games.
- Was vital to team moral, on and off the court, with positive energy each day of the year.
- Record a season-best three points in the opening-day victory over UT-Arlington on Nov. 9.



2022-23 GAME-BY-GAME STATS

#25 KOUMA, Bernard

Opponent	Date	GS	MIN	Total FG-FGA	PCT	3FG-3FGA	PCT	Free throws FT-FTA	PCT	Rebounds OFF DEF TOT AVG	PF	A TO	BLK	STL	PTS	AVG
Tulsa	11/25/2022		01:37	0-0	.000	0-0	.000	0-0	.000	0 0 0 0.0	0	0	1	0	0	0.0
Prairie View	11/27/2022		01:24	0-1	.000	0-0	.000	0-2	.000	0 0 0 0.0	0	0	1	0	0	0.0
A&M-Corpus Christi	12/20/2022		03:43	0-1	.000	0-0	.000	0-0	.000	0 1 1 0.3	1	0	0	0	0	0.0
West Virginia	01/02/2023		02:28	0-0	.000	0-0	.000	0-0	.000	0 0 0 0.3	0	0	0	0	0	0.0
Texas	01/07/2023		01:48	0-0	.000	0-0	.000	0-0	.000	0 1 1 0.4	1	0	0	0	0	0.0
at Kansas St.	01/10/2023		04:05	1-2	.500	0-0	.000	0-0	.000	1 1 2 0.7	1	0	1	0	2	0.3
at Baylor	01/14/2023		02:05	0-0	.000	0-0	.000	0-0	.000	0 0 0 0.6	0	0	0	0	0	0.3
Oklahoma	01/18/2023		00:47	0-0	.000	0-0	.000	0-0	.000	0 0 0 0.5	0	0	0	0	0	0.3
at Oklahoma	02/01/2023		00:56	0-0	.000	0-0	.000	0-0	.000	0 0 0 0.4	1	0	0	0	0	0.2
Totals		0	18:53	1-4	.250	0-0	.000	0-2	.000	1 3 4 0.4	4	0	1	2	1	2 0.2

Player Averages

Games Played	Minutes/game	Points/game	FG Pct	3FG Pct	FT Pct	Rebounds/game	Assists/game	Turnovers/game	Assist/Turnover ratio	Steals/game	Blocks/game
9	2.1	0.2	25.0	0.0	0.0	0.4	0.0	0.1	0.0	0.1	0.2

CAREER GAME HIGHS / SUPERLATIVES

Points	6 at West Virginia, 03/06/21
Rebounds	10 at West Virginia, 03/06/21
Field Goals	3 at West Virginia, 03/06/21
Field Goals Att.	7 at West Virginia, 03/06/21
3-Point FG	-
3-Point FG Att.	-
Free Throws Made	2, 2X, last vs Oregon State, 03/21/21
Free Throws Att.	2, 5X, last vs Prairie View A&M, 11/27/22
Assists	2 vs Oakland, 12/05/20
Steals	1 at Kansas State, 01/10/23
Blocks	1, 5X, last vs Prairie View A&M, 11/27/22
Minutes	21:18 at West Virginia, 03/06/21

Miscellaneous

Miscellaneous	Career
Games with 10+ points	-
Games with 20+ points	-
Games with 5+ rebounds	1
Games with 10+ rebounds	1
Games with 3+ assists	-
Games with 2+ steals	-
Games with 2+ blocks	-
Double-Doubles	-
Games led OSU in points	-
Games led OSU in rebounds	1
Games led OSU in assists	-
Games led OSU in steals	-
Games led OSU in blocks	2

CAREER STATS

KOUMA, Bernard

SEASON	TEAM	GP-GS	MIN	AVG	Field Goals FG-FGA	FG%	3-Point 3FG-3FGA	3FG%	F-Throws FT-FTA	FT%	Rebounds OFF DEF TOT AVG	PF-FO	A TO	BLK	STL	PTS	AVG
2020-21	OSU	26-2	177	6.8	16-26	.615	0-0	.000	6-7	.857	20 16 36 1.4	30-1	2 10	3	0	38	1.5
2021-22	OSU	6-0	12	2.0	3-4	.750	0-0	.000	1-2	.500	1 1 2 0.3	3-0	0 3	0	0	7	1.2
2022-23	OSU	9-0	19	2.1	1-4	.250	0-0	.000	0-2	.000	1 3 4 0.4	4-0	0 1	2	1	2	0.2

PLAYER SPOTLIGHT

33 MOUSSA CISSE

Forward • 7-1 • 216 • Junior • Conakry, Guinea • Memphis

(pronounced: MOO-suh SEE-say)

- For his efforts throughout the year, named the 2022 Big 12 Defensive Player of the Year
- Started 26 of OSU's 30 games and saw action in 29 while averaging 20 minutes per contest. Posted 7.2 points per game with 6.5 rebounds, 1.86 blocks and 0.3 assists.
- Led the Big 12 in blocked shots.
- Earned the opening day start against UT Arlington on Nov. 9 and quickly showed the impact he would make as he played 17 minutes with 17 points and 10 rebounds with two blocked shots and a steal.
- Posted his second double-double of the season on Nov. 16 against UMass Lowell thanks to a 12 point and 11-rebound night.
- First Big 12 double-double came on Feb. 12 against West Virginia. There he finished with 18 points and 10 rebounds.
- Posted two-straight double-doubles in a stretch of games against Baylor and Oklahoma in late February.
- Had a season-best six blocks in the win over College of Charleston on Nov. 22. Recorded five against Baylor on Feb. 21 and Texas Tech on March 5.
- Recorded eight games with 10 or more rebounds on his way to five double-doubles.



2022-23 GAME-BY-GAME STATS

#33 CISSE, Moussa

Opponent	Date	GS	MIN	FG-FGA	PCT	3FG-3FGA	PCT	FT-FTA	PCT	OFF	DEF	TOT	AVG	PF	A	TO	BLK	STL	PTS	AVG
UT Arlington	11/07/2022	*	22:56	2-3	.667	0-0	.000	1-2	.500	1	4	5	5.0	3	2	3	4	2	5	5.0
Southern Ill.	11/10/2022	*	30:20	5-10	.500	0-0	.000	1-4	.250	5	10	15	10.0	1	0	3	3	0	11	8.0
at Oakland	11/13/2022	*	23:15	5-9	.556	0-0	.000	1-2	.500	2	8	10	10.0	2	0	1	3	0	11	9.0
vs UCF	11/18/2022	*	37:42	6-9	.667	0-0	.000	2-4	.500	8	6	14	11.0	4	2	3	6	2	14	10.3
vs DePaul	11/20/2022	*	17:11	2-3	.667	0-0	.000	0-2	.000	4	7	11	11.0	4	0	1	2	0	4	9.0
Tulsa	11/25/2022	*	24:26	6-7	.857	0-0	.000	0-2	.000	2	6	8	10.5	0	1	1	3	0	12	9.5
Prairie View	11/27/2022	*	22:56	6-9	.667	0-0	.000	1-3	.333	5	6	11	10.6	1	0	0	4	0	13	10.0
at UConn	12/01/2022	*	15:50	0-2	.000	0-0	.000	0-0	.000	2	8	10	10.5	5	0	2	1	0	0	8.8
Sam Houston	12/06/2022	*	34:55	2-5	.400	0-0	.000	2-3	.667	2	11	13	10.8	3	0	2	4	1	6	8.4
vs Virginia Tech	12/11/2022	*	29:30	3-5	.600	0-0	.000	6-9	.667	1	6	7	10.4	4	1	2	1	0	12	8.8
vs Wichita St.	12/17/2022	*	28:36	1-2	.500	0-0	.000	1-2	.500	3	9	12	10.5	1	0	2	3	0	3	8.3
A&M-Corpus Christi	12/20/2022	*	30:29	6-9	.667	0-0	.000	0-2	.000	1	13	14	10.8	2	1	2	1	1	12	8.6
at Kansas	12/31/2022	*	24:51	2-5	.400	0-0	.000	0-1	.000	3	3	6	10.5	1	2	0	2	1	4	8.2
West Virginia	01/02/2023	*	10:32	3-5	.600	0-0	.000	0-0	.000	0	3	3	9.9	2	0	0	1	1	6	8.1
Oklahoma	01/18/2023		02:09	0-0	.000	0-0	.000	0-0	.000	0	1	1	9.3	0	0	0	0	0	0	7.5
Iowa St.	01/21/2023		14:07	0-0	.000	0-0	.000	0-0	.000	0	3	3	8.9	1	0	0	1	1	0	7.1
Ole Miss	01/28/2023		07:32	0-2	.000	0-0	.000	1-2	.500	2	2	4	8.6	0	1	0	1	0	1	6.7
at Oklahoma	02/01/2023		18:16	8-10	.800	0-0	.000	2-2	1.000	3	2	5	8.4	1	1	1	1	0	18	7.3
TCU	02/04/2023		21:16	3-6	.500	0-0	.000	0-1	.000	1	5	6	8.3	3	1	1	2	0	6	7.3
Totals			14 416:47	60-101	.594	0-0	.000	18-41	.439	45	113	158	8.3	38	12	24	43	9	138	7.3

Player Averages

Games Played	Minutes/game	Points/game	FG Pct	3FG Pct	FT Pct	Rebounds/game	Assists/game	Turnovers/game	Assist/Turnover ratio	Steals/game	Blocks/game
19	21.9	7.3	59.4	0.0	43.9	8.3	0.6	1.3	0.5	0.5	2.3

CAREER STATS

CISSE, Moussa

SEASON	TEAM	GP-GS	MIN/AVG	FG-FGA	FG%	3FG-3FGA	3FG%	FT-FTA	FT%	OFF	DEF	TOT	AVG	PF-FO	A	TO	BLK	STL	PTS	AVG
2020-21	Mem	28-28	519/18.5	80-145	.552	0-1	.000	24-74	.324	63	113	176	6.3	66-2	13	44	46	8	184	6.6
2021-22	OSU	29-26	580/20.0	80-143	.559	0-0	.000	50-89	.562	77	112	189	6.5	65-1	10	38	54	12	210	7.2
2022-23	OSU	19-14	417/21.9	60-101	.594	0-0	.000	18-41	.439	45	113	158	8.3	38-1	12	24	43	9	138	7.3
TOTAL FOR OSU		48-40	997/20.8	140-244	.574	0-0	.000	68-130	.523	122	225	347	7.2	103-2	22	62	97	21	348	7.3
TOTAL		76-68	1517/20.0	220-389	.566	0-1	.000	92-204	.451	185	338	523	6.9	169-4	35	106	143	29	532	7.0

CAREER GAME HIGHS / SUPERLATIVES

Points	18, 2X, last at Oklahoma, 02/01/23
Rebounds	15 vs Southern Illinois, 11/10/22
Field Goals	8, 2X, last at Oklahoma, 02/01/23
Field Goals Att.	13 vs East Carolina, 01/24/21
3-Point FG	-
3-Point FG Att.	1 at South Florida, 03/02/21
Free Throws Made	6 vs Virginia Tech, 12/11/22
Free Throws Att.	9 vs Virginia Tech, 12/11/22
Assists	2, 3X, last at Kansas, 12/31/22
Steals	2, 2X, last vs UCF, 11/18/22
Blocks	6, 2X, last vs UCF, 11/18/22
Minutes	37:42 vs UCF, 11/18/22

Miscellaneous

Career	
Games with 10+ points	23
Games with 20+ points	-
Games with 5+ rebounds	55
Games with 10+ rebounds	22
Games with 3+ assists	-
Games with 2+ steals	2
Games with 2+ blocks	36
Double-Doubles	11
Games led OSU in points	4
Games led OSU in rebounds	24
Games led OSU in assists	-
Games led OSU in steals	4
Games led OSU in blocks	33

PLAYER SPOTLIGHT

35 WESTON CHURCH

Guard • 6-3 • 180 • Junior • Fairview, Okla. • Fairview HS



- With positive energy on and off the court, Weston Church impacted the Cowboy program each day with his positivity and work ethic.
- Saw action in four games for the Cowboys, including checking in against Big 12 foe West Virginia on Feb. 12.
- Recorded his first bucket in a Cowboy uniform in the final seconds of the 2021-22 season opener against UT Arlington to a standing ovation from the home crowd at Gallagher-Iba Arena.
- Joined the Cowboys as a walk-on in the fall of 2020 and provided a strong practice presence.
- Key cog in OSU's nine wins over AP Top-25 squads, the program's first Big 12 Championship title game appearance since 2005 and its first NCAA Tournament victory since 2009.
- The Enid News named Church to their All-Northwest Oklahoma First Team following the 2020 season.
- Averaged 24.7 points and 5.0 rebounds per game as a senior.
- Earned a spot on the Oklahoma Basketball Coaches Association All-District 1 Team and was named an All-Great Plains Conference selection.
- Named to the OCA Small West 2A All-Star Team.
- Named the valedictorian of his graduating class at Fairview.
- President of his school's Future Farmers of America chapter, and also served as Fairview's student council treasurer and was an active member of the school's National Honors Society and Fellowship of Christian Athletes groups.
- Born on March 15, 2002.
- Son of Scott and Natalie Church.
- Has one brother, Will.

2022-23 GAME-BY-GAME STATS

#35 CHURCH, Weston

Opponent	Date	GS	MIN	Total		3-Pointers		Free throws		Rebounds				PF A TO BLK STL PTS AVG					
				FG-FGA	PCT	3FG-3FGA	PCT	FT-FTA	PCT	OFF	DEF	TOT	AVG	A	TO	BLK	STL	PTS	AVG
at Oakland	11/13/2022		01:18	1-1	1.000	1-1	1.000	0-0	.000	0	0	0	0.0	0	0	0	0	3	3.0
Tulsa	11/25/2022		01:37	0-0	.000	0-0	.000	0-0	.000	0	1	1	0.5	0	0	0	0	0	1.5
Prairie View	11/27/2022		01:24	0-0	.000	0-0	.000	0-0	.000	0	0	0	0.3	0	0	0	0	0	1.0
A&M-Corpus Christi	12/20/2022		01:19	0-0	.000	0-0	.000	0-0	.000	0	0	0	0.3	0	0	0	0	0	0.8
Oklahoma	01/18/2023		00:47	0-0	.000	0-0	.000	0-0	.000	0	0	0	0.2	0	0	0	0	0	0.6
at Oklahoma	02/01/2023		00:56	0-0	.000	0-0	.000	0-0	.000	0	0	0	0.2	0	0	0	0	0	0.5
Totals		0	07:21	1-1	1.000	1-1	1.000	0-0	.000	0	1	1	0.2	0	0	0	0	3	0.5

Player Averages

Games Played	Minutes/game	Points/game	FG Pct	3FG Pct	FT Pct	Rebounds/game	Assists/game	Turnovers/game	Assist/Turnover ratio	Steals/game	Blocks/game
6	1.2	0.5	100.0	100.0	0.0	0.2	0.0	0.0	0.0	0.0	0.0

CAREER GAME HIGHS / SUPERLATIVES

Points	3 at Oakland, 11/13/22
Rebounds	1 vs Tulsa, 11/25/22
Field Goals	1, 2X, last at Oakland, 11/13/22
Field Goals Att.	2 vs UT Arlington, 11/09/21
3-Point FG	1 at Oakland, 11/13/22
3-Point FG Att.	1 at Oakland, 11/13/22
Free Throws Made	-
Free Throws Att.	-
Assists	-
Steals	1 vs West Virginia, 02/12/22
Blocks	-
Minutes	1:37 vs Tulsa, 11/25/22

Miscellaneous

Games with 10+ points	-
Games with 20+ points	-
Games with 5+ rebounds	-
Games with 10+ rebounds	-
Games with 3+ assists	-
Games with 2+ steals	-
Games with 2+ blocks	-
Double-Doubles	-
Games led OSU in points	-
Games led OSU in rebounds	-
Games led OSU in assists	-
Games led OSU in steals	1
Games led OSU in blocks	-

CAREER STATS

CHURCH, Weston

SEASON	TEAM	GP-GS	MIN	Field Goals		3-Point		F-Throws		Rebounds				Scoring			
				FG-FGA	FG%	3FG-3FGA	3FG%	FT-FTA	FT%	OFF	DEF	TOT	AVG	PF-FO	A	TO	BLK
2021-22	OSU	4-0	6/1.4	1-3	.333	0-0	.000	0-0	.000	1	0	1	0.3	1-0	0	1	0
2022-23	OSU	6-0	7/1.2	1-1	1.000	1-1	1.000	0-0	.000	0	1	1	0.2	0-0	0	0	0
TOTAL		10-0	13/1.3	2-4	.500	1-1	1.000	0-0	.000	1	1	2	0.2	1-0	0	1	0

PLAYER SPOTLIGHT

51 JOHN-MICHAEL WRIGHT

Guard • 6-1 • 190 • Senior • Fayetteville, N.C. • High Point/Fayetteville Academy



- In the 2021-22 season, his junior year of eligibility, he played and started in all 32 games for High Point while averaging 34.9 minutes per contest. He shot .410 from the field and .363 from behind the arc as he averaged 18.4 points, 4.4 rebounds 3.4 assists.
- He finished the year with the eight-best assist-turnover ratio in the Big South, the ninth-best field goal percentage, had the second-most free throw attempts (third-most made), led the conference in scoring average and had the eighth-most assists.
- Thanks to his play, he earned NABC District 3 First Team honors.
- For the season-straight season, was named to the All-Big South First Team in 2022.
- Wright entered the season outside the top-10 for scoring on HPU's D1 scoring leaders list but finished it in fourth with 1,464.
- A true scoring threat each time he took the court, was named to the All-Big South First Team his sophomore season.
- That year he was also selected as the Big South Player of the Week on Nov. 30.
- During the standout season, he led the Panthers in scoring (20.1 ppg), three pointers made (48), and free throw percentage (.779).
- He scored a season high 29 points on two separate occasions his sophomore year. At Davidson (Nov. 25) and against Winthrop (Feb. 19) and started all 22 games that he played in.
- Scored in double digits 21 times during that season and totaled 14 games with 20 or more points.
- Recorded his first double-double of the season against Winthrop with 27 points and 10 rebounds on Feb. 18, 2021, and earned his second against USC Upstate with 24 points and 10 rebounds on Feb. 27.
- As a freshman, he was named to the Big South All-Freshman Team and earned honorable mention All-Big South Conference honors.
- That year, he led the team in scoring (14.2 ppg), three-pointers made (60), and minutes per game (32.5).
- The conference quickly took notice of the freshman as he was a five-time Big South Freshman of the Week honoree (Nov. 11, Nov. 25, Dec. 16, Jan. 27, Mar. 2).
- During that first year, he scored in double-digits 23 times throughout the season and notably scored career-high 31 points against Gardner-Webb on Jan. 23.

2022-23 GAME-BY-GAME STATS

#51 WRIGHT, John-Michael

			Total			3-Pointers		Free throws		Rebounds											
Opponent	Date	GS	MIN	FG-FGA	PCT	3FG-3FGA	PCT	FT-FTA	PCT	OFF	DEF	TOT	AVG	PF	A	TO	BLK	STL	PTS	AVG	
UT Arlington	11/07/2022	*	22:55	4-8	.500	3-5	.600	3-3	1.000	1	2	3	3.0	1	1	2	0	1	14	14.0	
Southern Ill.	11/10/2022	*	30:59	1-6	.167	0-3	.000	2-2	1.000	1	4	5	4.0	1	2	3	0	0	4	9.0	
at Oakland	11/13/2022	*	28:50	6-10	.600	4-7	.571	0-0	.000	0	3	3	3.7	1	4	0	0	1	16	11.3	
vs UCF	11/18/2022	*	41:09	1-9	.111	0-5	.000	4-4	1.000	0	3	3	3.5	1	0	1	0	1	6	10.0	
vs DePaul	11/20/2022	*	34:22	5-14	.357	0-4	.000	4-4	1.000	0	4	4	3.6	0	3	1	0	0	14	10.8	
Tulsa	11/25/2022	*	26:42	3-9	.333	2-6	.333	0-0	.000	0	0	0	3.0	0	3	0	0	2	8	10.3	
Prairie View	11/27/2022	*	24:48	3-5	.600	1-3	.333	0-0	.000	0	1	1	2.7	0	2	2	0	3	7	9.9	
at UConn	12/01/2022	*	29:27	2-6	.333	1-3	.333	2-2	1.000	0	3	3	2.8	1	0	3	0	1	7	9.5	
Sam Houston	12/06/2022	*	20:37	4-6	.667	2-4	.500	0-0	.000	0	2	2	2.7	1	2	2	0	1	10	9.6	
vs Virginia Tech	12/11/2022	*	28:26	1-5	.200	1-4	.250	0-0	.000	3	3	6	3.0	2	3	0	0	1	3	8.9	
vs Wichita St.	12/17/2022	*	32:38	5-10	.500	4-7	.571	2-2	1.000	0	6	6	3.3	1	1	2	0	1	16	9.5	
A&M-Corpus Christi	12/20/2022	*	28:44	2-6	.333	2-6	.333	0-0	.000	0	3	3	3.3	3	3	2	0	1	6	9.3	
at Kansas	12/31/2022	*	33:27	6-15	.400	4-9	.444	3-4	.750	0	4	4	3.3	1	3	4	0	1	19	10.0	
West Virginia	01/02/2023	*	33:05	4-7	.571	2-4	.500	1-2	.500	0	1	1	3.1	3	4	5	0	1	11	10.1	
Texas	01/07/2023	*	29:45	2-9	.222	2-7	.286	1-1	1.000	0	2	2	3.1	1	1	4	0	0	7	9.9	
at Kansas St.	01/10/2023	*	25:51	1-9	.111	1-3	.333	0-0	.000	1	1	2	3.0	4	0	1	0	2	3	9.4	
at Baylor	01/14/2023	*	18:42	0-5	.000	0-5	.000	0-0	.000	0	0	0	2.8	4	1	0	0	0	0	8.9	
Oklahoma	01/18/2023	*	20:11	2-9	.222	1-5	.200	0-0	.000	0	0	0	2.7	0	1	0	0	0	5	8.7	
Iowa St.	01/21/2023	*	25:20	3-6	.500	2-4	.500	0-0	.000	0	1	1	2.6	1	2	1	0	0	8	8.6	
at Texas	01/24/2023	*	31:19	6-16	.375	4-10	.400	2-3	.667	2	1	3	2.6	2	1	0	0	2	18	9.1	
Ole Miss	01/28/2023	*	28:01	4-7	.571	2-4	.500	0-0	.000	0	5	5	2.7	2	1	3	0	0	10	9.1	
at Oklahoma	02/01/2023	*	19:55	1-5	.200	0-1	.000	0-1	.000	0	4	4	2.8	2	0	1	0	4	2	8.8	
TCU	02/04/2023	*	36:49	6-10	.600	4-6	.667	1-2	.500	0	3	3	2.8	2	1	3	2	0	17	9.2	
Totals			23	652:01	72-192	.375	42-115	.365	25-30	.833	8	56	64	2.8	34	39	40	2	23	211	9.2

Player Averages

Games Played	Minutes/game	Points/game	FG Pct	3FG Pct	FT Pct	Rebounds/game	Assists/game	Turnovers/game	Assist/Turnover ratio	Steals/game	Blocks/game
23	28.3	9.2	37.5	36.5	83.3	2.8	1.7	1.7	1.0	1.0	0.1

CAREER GAME HIGHS / SUPERLATIVES

Points	34 at Charleston So., 01/19/22
Rebounds	11 vs UNC Asheville, 02/27/20
Field Goals	13 at Charleston So., 01/19/22
Field Goals Att.	29 vs Furman, 11/30/21
3-Point FG	8 at Campbell, 01/30/20
3-Point FG Att.	12, 2X, last vs Furman, 11/30/21
Free Throws Made	10, 3X, last at Hampton, 01/22/22
Free Throws Att.	14 at Elon, 11/28/20
Assists	9 at Northwestern, 11/12/21
Steals	5 vs Charleston So., 02/11/21
Blocks	2, 2X, last vs TCU, 02/04/23
Minutes	46:00 vs Furman, 11/30/21

Miscellaneous

	Career
Games with 10+ points	83
Games with 20+ points	33
Games with 5+ rebounds	48
Games with 10+ rebounds	6
Games with 3+ assists	53
Games with 2+ steals	35
Games with 2+ blocks	2
Double-Doubles	6
Games led OSU in points	1
Games led OSU in rebounds	-
Games led OSU in assists	3
Games led OSU in steals	4
Games led OSU in blocks	1

CAREER STATS

WRIGHT, John-Michael

SEASON	TEAM	GP-GS	MIN/AVG	FG-FGA	FG%	3FG-3FGA	3FG%	FT-FTA	FT%	OFF	DEF	TOT	AVG	PF-FO	A	TO	BLK	STL	PTS	AVG
2019-20	HP	32-32	1038/32.4	153-392	.390	60-181	.331	88-116	.759	45	124	169	5.3	72-1	73	51	11	34	454	14.2
2020-21	HP	22-22	739/33.6	151-361	.418	48-140	.343	106-136	.779	29	86	115	5.2	48-1	71	49	7	35	456	20.7
2021-22	HP	32-32	1117/34.9	199-476	.410	65-179	.363	133-171	.779	22	118	140	4.4	73-4	108	82	9	32	588	18.4
2022-23	OSU	23-23	652/28.3	72-192	.375	42-115	.365	25-30	.833	8	56	64	2.8	34-0	39	40	2	23	211	9.2
TOTAL FOR OSU		23-23	652/28.3	72-192	.375	42-115	.365	25-30	.833	8	56	64	2.8	34-0	39	40	2	23	211	9.2
TOTAL		109-109	3546/32.5	571-1421	.402	215-615	.350	352-453	.777	104	384	488	4.5	227-6	291	222	29	124	1709	15.7

2022-23 CUMULATIVE STATS

Game Records

Record	Overall	Home	Away	Neutral
ALL GAMES	14-9	10-2	2-5	2-2
CONFERENCE	5-5	4-1	1-4	0-0
NON-CONFERENCE	9-4	6-1	1-1	2-2

Score by Periods

Team	1st	2nd	OT	TOT
Oklahoma St.	765	826	4	1595
Opponents	675	777	8	1460

Team Box Score

No.	Player				Total		3-Point		F-Throw		Rebounds													
		GP-GS	MIN	AVG	FG-FGA	FG%	3FG-3FGA	3FG%	FT-FTA	FT%	OFF	DEF	TOT	AVG	PF	DQ	A	TO	BLK	STL	PTS	AVG		
22	BOONE, Kalib	23-23	545:16	23.7	110-179	.615	1-6	.167	59-74	.797	56	64	120	5.2	53	1	27	44	30	14	280	12.2		
0	ANDERSON, III, Avery	22-22	614:18	27.9	77-193	.399	11-61	.180	79-96	.823	8	69	77	3.5	55	3	75	66	8	32	244	11.1		
1	THOMPSON, Bryce	23-23	665:37	28.9	92-245	.376	39-103	.379	25-45	.556	5	60	65	2.8	45	0	55	58	2	11	248	10.8		
51	WRIGHT, John-Michael	23-23	652:01	28.3	72-192	.375	42-115	.365	25-30	.833	8	56	64	2.8	34	0	39	40	2	23	211	9.2		
5	ASBERRY, Caleb	21-1	513:08	24.4	51-128	.398	35-97	.361	33-41	.805	6	66	72	3.4	45	0	37	25	6	12	170	8.1		
33	CISSE, Moussa	19-14	416:47	21.9	60-101	.594	0-0	.000	18-41	.439	45	113	158	8.3	38	1	12	24	43	9	138	7.3		
23	SMITH, Tyreek	23-3	363:18	15.8	44-70	.629	1-4	.250	23-35	.657	34	49	83	3.6	25	0	7	16	23	9	112	4.9		
4	NEWTON, Woody	16-6	262:31	16.4	27-65	.415	12-33	.364	11-19	.579	17	43	60	3.8	32	0	6	12	4	7	77	4.8		
2	HARRIS JR., Chris	23-0	296:25	12.9	18-66	.273	13-49	.265	9-12	.750	3	26	29	1.3	26	0	28	16	2	15	58	2.5		
13	WILLIAMS , Quion	22-0	248:02	11.3	19-52	.365	6-20	.300	8-12	.667	17	29	46	2.1	34	0	16	13	3	6	52	2.4		
35	CHURCH, Weston	6-0	07:21	1.2	1-1	1.000	1-1	1.000	0-0	.000	0	1	1	0.2	0	0	0	0	0	0	3	0.5		
25	KOUMA, Bernard	9-0	18:53	2.1	1-4	.250	0-0	.000	0-2	.000	1	3	4	0.4	4	0	0	1	2	1	2	0.2		
12	BROWN, Naz	6-0	09:45	1.6	0-4	.000	0-3	.000	0-0	.000	0	0	0	0.0	1	0	0	3	0	0	0	0.0		
15	SAGER, Carson	6-0	07:21	1.2	0-0	.000	0-0	.000	0-0	.000	0	1	1	0.2	1	0	0	2	0	0	0	0.0		
21	MANZER, Brooks	3-0	04:19	1.4	0-0	.000	0-0	.000	0-0	.000	0	1	1	0.3	0	0	1	0	0	0	0	0.0		
Team											44	27	71					11						
Total		23	4625		572-1300	.440	161-492	.327	290-407	.713	244	608	852	37.0	393	5	303	331	125	139	1595	69.3		
Opponents		23	4625		501-1320	.380	147-500	.294	311-416	.748	241	533	774	33.7	396	5	252	309	63	175	1460	63.5		

Team Statistics

	OSU	OPP
Scoring	1595	1460
Points per game	69.3	63.5
Scoring margin	+5.9	-
Field goals-att	572-1300	501-1320
Field goal pct	.440	.380
3 point fg-att	161-492	147-500
3-point FG pct	.327	.294
3-pt FG made per game	7.0	6.4
Free throws-att	290-407	311-416
Free throw pct	.713	.748
F-Throws made per game	12.6	13.5
Rebounds	852	774
Rebounds per game	37.0	33.7
Rebounding margin	+3.4	-
Assists	303	252
Assists per game	13.2	11.0
Turnovers	331	309
Turnovers per game	14.4	13.4
Turnover margin	-1.0	-
Assist/turnover ratio	0.9	0.8
Steals	139	175
Steals per game	6.0	7.6
Blocks	125	63
Blocks per game	5.4	2.7
Winning streak	3	-
Home win streak	4	-
Attendance	88063	74721
Home games-Avg/Game	12-7339	7-10674
Neutral site-Avg/Game	-	4-2296

Team Results

Date	Opponent		Score	Att.
11/07/2022	UT Arlington	W	77-66	5324
11/10/2022	Southern Ill.	L	60-61	5324
11/13/2022	at Oakland	W	91-62	3651
11/18/2022	vs UCF	Lot	56-60	687
11/20/2022	vs DePaul	W	82-78	714
11/25/2022	Tulsa	W	82-56	9856
11/27/2022	Prairie View	W	78-53	5683
12/01/2022	at UConn	L	64-74	10167
12/06/2022	Sam Houston	W	65-51	5368
12/11/2022	vs Virginia Tech	L	65-70	0
12/17/2022	vs Wichita St.	W	59-49	7783
12/20/2022	A&M-Corpus Christi	W	81-58	6007
12/31/2022	at Kansas	L	67-69	16300
01/02/2023	West Virginia	W	67-60	6134
01/07/2023	Texas	L	46-56	7368
01/10/2023	at Kansas St.	L	57-65	11000
01/14/2023	at Baylor	L	58-74	9616
01/18/2023	Oklahoma	W	72-56	10789
01/21/2023	Iowa St.	W	61-59	6656
01/24/2023	at Texas	L	75-89	10763
01/28/2023	Ole Miss	W	82-60	9973
02/01/2023	at Oklahoma	W	71-61	13224
02/04/2023	TCU	W	79-73	9581

BIG 12 ONLY

Game Records

Record	Overall	Home	Away	Neutral
ALL GAMES	5-5	4-1	1-4	0-0
CONFERENCE	5-5	4-1	1-4	0-0
NON-CONFERENCE	0-0	0-0	0-0	0-0

Score by Periods

Team	1st	2nd	OT	TOT
Oklahoma St.	321	332	0	653
Opponents	315	347	0	662

Team Box Score

No.	Player				Total		3-Point		F-Throw		Rebounds													
		GP-GS	MIN	AVG	FG-FGA	FG%	3FG-3FGA	3FG%	FT-FTA	FT%	OFF	DEF	TOT	AVG	PF	DQ	A	TO	BLK	STL	PTS	AVG		
22	BOONE, Kalib	10-10	244:28	24.4	62-92	.674	0-1	.000	24-31	.774	21	31	52	5.2	22	0	8	18	18	7	148	14.8		
1	THOMPSON, Bryce	10-10	283:29	28.3	36-98	.367	18-42	.429	13-22	.591	2	30	32	3.2	22	0	21	25	0	3	103	10.3		
51	WRIGHT, John-Michael	10-10	274:24	27.4	31-91	.341	20-54	.370	8-13	.615	3	17	20	2.0	20	0	14	19	2	10	90	9.0		
0	ANDERSON, III, Avery	9-9	238:43	26.5	30-81	.370	2-22	.091	19-31	.613	1	24	25	2.8	20	2	33	23	3	4	81	9.0		
5	ASBERRY, Caleb	10-1	253:53	25.4	26-61	.426	18-48	.375	15-22	.682	3	37	40	4.0	21	0	17	11	5	6	85	8.5		
33	CISSE, Moussa	6-2	91:11	15.2	16-26	.615	0-0	.000	2-4	.500	7	17	24	4.0	8	0	4	2	7	3	34	5.7		
4	NEWTON, Woody	10-5	207:21	20.7	17-47	.362	8-24	.333	9-14	.643	13	35	48	4.8	24	0	6	6	3	7	51	5.1		
2	HARRIS JR., Chris	10-0	131:31	13.2	6-28	.214	5-23	.217	5-5	1.000	1	9	10	1.0	11	0	9	8	1	8	22	2.2		
23	SMITH, Tyreek	10-3	159:27	15.9	6-18	.333	0-0	.000	9-14	.643	17	17	34	3.4	14	0	3	9	16	5	21	2.1		
13	WILLIAMS , Quion	9-0	98:18	10.9	6-22	.273	1-6	.167	3-4	.750	6	11	17	1.9	18	0	8	5	2	2	16	1.8		
25	KOUMA, Bernard	6-0	12:08	2.0	1-2	.500	0-0	.000	0-0	.000	1	2	3	0.5	3	0	0	1	0	1	2	0.3		
15	SAGER, Carson	2-0	01:42	0.9	0-0	.000	0-0	.000	0-0	.000	0	0	0	0.0	0	0	0	1	0	0	0	0.0		
35	CHURCH, Weston	2-0	01:42	0.9	0-0	.000	0-0	.000	0-0	.000	0	0	0	0.0	0	0	0	0	0	0	0	0.0		
12	BROWN, Naz	2-0	01:42	0.9	0-1	.000	0-0	.000	0-0	.000	0	0	0	0.0	0	0	0	1	0	0	0	0.0		
Team											19	15	34					8						
Total		10	2000		237-567	.418	72-220	.327	107-160	.669	94	245	339	33.9	183	2	123	137	57	56	653	65.3		
Opponents		10	2000		227-559	.406	64-191	.335	144-197	.731	107	260	367	36.7	174	2	128	139	31	69	662	66.2		

Team Statistics

	OSU	OPP
Scoring	653	662
Points per game	65.3	66.2
Scoring margin	-0.9	-
Field goals-att	237-567	227-559
Field goal pct	.418	.406
3 point fg-att	72-220	64-191
3-point FG pct	.327	.335
3-pt FG made per game	7.2	6.4
Free throws-att	107-160	144-197
Free throw pct	.669	.731
F-Throws made per game	10.7	14.4
Rebounds	339	367
Rebounds per game	33.9	36.7
Rebounding margin	-2.8	-
Assists	123	128
Assists per game	12.3	12.8
Turnovers	137	139
Turnovers per game	13.7	13.9
Turnover margin	+0.2	-
Assist/turnover ratio	0.9	0.9
Steals	56	69
Steals per game	5.6	6.9
Blocks	57	31
Blocks per game	5.7	3.1
Winning streak	2	-
Home win streak	3	-
Attendance	40528	60903
Home games-Avg/Game	5-8106	5-12181
Neutral site-Avg/Game	-	0-0

Team Results

Date	Opponent		Score	Att.
12/31/2022	at Kansas	L	67-69	16300
01/02/2023	West Virginia	W	67-60	6134
01/07/2023	Texas	L	46-56	7368
01/10/2023	at Kansas St.	L	57-65	11000
01/14/2023	at Baylor	L	58-74	9616
01/18/2023	Oklahoma	W	72-56	10789
01/21/2023	Iowa St.	W	61-59	6656
01/24/2023	at Texas	L	75-89	10763
02/01/2023	at Oklahoma	W	71-61	13224
02/04/2023	TCU	W	79-73	9581

GAME-BY-GAME / OPPONENT GAME-BY-GAME

OKLAHOMA STATE GAME-BY-GAME

Opponent	Date	Score		Total		3-Pointers		Free throws		Rebounds				PF	A	TO	BLK	STL	PTS	AVG
				FG-FGA	PCT	3FG-3FGA	PCT	FT-FTA	PCT	OFF	DEF	TOT	AVG							
UT Arlington	11/07/2022	77-66	W	26-60	.433	6-25	.240	19-27	.704	14	26	40	40.0	22	13	17	7	8	77	77.0
Southern Ill.	11/10/2022	60-61	L	24-57	.421	4-16	.250	8-16	.500	11	32	43	41.5	12	10	14	6	7	60	68.5
at Oakland	11/13/2022	91-62	W	35-64	.547	12-23	.522	9-10	.900	6	31	37	40.0	19	24	10	5	5	91	76.0
vs UCF	11/18/2022	56-60	Lot	17-58	.293	2-20	.100	20-24	.833	16	26	42	40.5	19	13	18	8	7	56	71.0
vs DePaul	11/20/2022	82-78	W	29-58	.500	3-14	.214	21-28	.750	14	24	38	40.0	22	13	17	3	6	82	73.2
Tulsa	11/25/2022	82-56	W	32-66	.485	9-27	.333	9-14	.643	12	31	43	40.5	8	16	13	4	9	82	74.7
Prairie View	11/27/2022	78-53	W	30-54	.556	5-15	.333	13-23	.565	15	26	41	40.6	9	13	11	9	8	78	75.1
at UConn	12/01/2022	64-74	L	22-56	.393	4-11	.364	16-19	.842	13	26	39	40.4	25	5	17	3	4	64	73.8
Sam Houston	12/06/2022	65-51	W	23-49	.469	9-24	.375	10-14	.714	14	23	37	40.0	14	13	17	4	6	65	72.8
vs Virginia Tech	12/11/2022	65-70	L	22-55	.400	7-24	.292	14-19	.737	11	27	38	39.8	21	14	17	7	6	65	72.0
vs Wichita St.	12/17/2022	59-49	W	19-48	.396	9-23	.391	12-15	.800	7	28	35	39.4	13	14	14	4	6	59	70.8
A&M-Corpus Christi	12/20/2022	81-58	W	29-57	.509	13-33	.394	10-13	.769	6	35	41	39.5	13	22	16	3	8	81	71.7
at Kansas	12/31/2022	67-69	L	23-54	.426	13-29	.448	8-11	.727	10	22	32	38.9	15	13	13	5	5	67	71.3
West Virginia	01/02/2023	67-60	W	25-52	.481	5-16	.313	12-17	.706	6	24	30	38.3	25	8	14	3	5	67	71.0
Texas	01/07/2023	46-56	L	14-46	.304	6-21	.286	12-21	.571	9	26	35	38.1	20	8	18	12	5	46	69.3
at Kansas St.	01/10/2023	57-65	L	22-66	.333	5-22	.227	8-9	.889	15	27	42	38.3	17	13	16	6	11	57	68.6
at Baylor	01/14/2023	58-74	L	23-60	.383	7-33	.212	5-8	.625	8	22	30	37.8	19	12	10	6	2	58	67.9
Oklahoma	01/18/2023	72-56	W	27-63	.429	7-17	.412	11-17	.647	9	28	37	37.8	12	13	7	7	5	72	68.2
Iowa St.	01/21/2023	61-59	W	18-41	.439	9-21	.429	16-28	.571	6	25	31	37.4	12	12	16	6	3	61	67.8
at Texas	01/24/2023	75-89	L	26-61	.426	8-26	.308	15-20	.750	11	16	27	36.9	26	16	16	5	7	75	68.2
Ole Miss	01/28/2023	82-60	W	27-51	.529	6-17	.353	22-25	.880	11	28	39	37.0	13	10	13	5	3	82	68.8
at Oklahoma	02/01/2023	71-61	W	29-67	.433	4-16	.250	9-12	.750	14	28	42	37.2	22	14	11	3	8	71	68.9
TCU	02/04/2023	79-73	W	30-57	.526	8-19	.421	11-17	.647	6	27	33	37.0	15	14	16	4	5	79	69.3
Total		1595		572-1300	.440	161-492	.327	290-407	.713	244	608	852	37.0	393	303	331	125	139	1595	69.3
Opponents		1460		501-1320	.380	147-500	.294	311-416	.748	241	533	774	33.7	396	252	309	63	175	1460	63.5

Oklahoma St. Averages

Games Played	Points/game	FG Pct	3FG Pct	FT Pct	Rebounds/game	Assists/game	Turnovers/game	Assist/Turnover ratio	Steals/game	Blocks/game
23	69.3	44.0	32.7	71.3	37.0	13.2	14.4	0.9	6.0	5.4

OPPONENT GAME-BY-GAME

Opponent	Date	Score		Total		3-Pointers		Free throws		Rebounds				PF	A	TO	BLK	STL	PTS	AVG
				FG-FGA	PCT	3FG-3FGA	PCT	FT-FTA	PCT	OFF	DEF	TOT	AVG							
UT Arlington	11/07/2022	77-66	W	21-59	.356	4-17	.235	20-25	.800	13	24	37	37.0	21	7	19	1	11	66	66.0
Southern Ill.	11/10/2022	60-61	L	23-60	.383	9-31	.290	6-7	.857	5	26	31	34.0	17	13	9	1	10	61	63.5
at Oakland	11/13/2022	91-62	W	22-60	.367	4-22	.182	14-15	.933	8	23	31	33.0	12	11	13	3	5	62	63.0
vs UCF	11/18/2022	56-60	Lot	18-59	.305	9-25	.360	15-17	.882	13	26	39	34.5	17	12	21	4	7	60	62.3
vs DePaul	11/20/2022	82-78	W	22-57	.386	7-23	.304	27-33	.818	13	14	27	33.0	23	11	14	3	5	78	65.4
Tulsa	11/25/2022	82-56	W	24-66	.364	7-30	.233	1-4	.250	13	25	38	33.8	14	11	19	2	7	56	63.8
Prairie View	11/27/2022	78-53	W	21-57	.368	7-24	.292	4-8	.500	10	15	25	32.6	19	7	15	3	10	53	62.3
at UConn	12/01/2022	64-74	L	21-56	.375	8-23	.348	24-33	.727	13	22	35	32.9	16	11	7	3	8	74	63.8
Sam Houston	12/06/2022	65-51	W	17-49	.347	6-21	.286	11-17	.647	8	14	22	31.7	15	8	11	2	12	51	62.3
vs Virginia Tech	12/11/2022	65-70	L	22-57	.386	7-20	.350	19-24	.792	11	26	37	32.2	18	12	10	3	11	70	63.1
vs Wichita St.	12/17/2022	59-49	W	19-52	.365	1-21	.048	10-15	.667	5	22	27	31.7	13	4	11	3	6	49	61.8
A&M-Corpus Christi	12/20/2022	81-58	W	21-65	.323	9-33	.273	7-10	.700	8	21	29	31.5	16	11	13	0	6	58	61.5
at Kansas	12/31/2022	67-69	L	26-56	.464	11-23	.478	6-10	.600	11	24	35	31.8	17	17	12	2	7	69	62.1
West Virginia	01/02/2023	67-60	W	19-52	.365	5-18	.278	17-28	.607	13	24	37	32.1	21	9	15	2	7	60	61.9
Texas	01/07/2023	46-56	L	17-54	.315	5-18	.278	17-21	.810	12	27	39	32.6	19	7	15	1	10	56	61.5
at Kansas St.	01/10/2023	57-65	L	21-59	.356	9-27	.333	14-19	.737	14	28	42	33.2	11	15	16	5	6	65	61.8
at Baylor	01/14/2023	58-74	L	25-54	.463	9-24	.375	15-22	.682	11	30	41	33.6	14	18	11	1	2	74	62.5
Oklahoma	01/18/2023	72-56	W	23-56	.411	4-15	.267	6-8	.750	3	29	32	33.6	16	11	14	3	3	56	62.1
Iowa St.	01/21/2023	61-59	W	25-63	.397	2-9	.222	7-12	.583	15	24	39	33.8	23	11	10	5	6	59	61.9
at Texas	01/24/2023	75-89	L	29-57	.509	8-13	.615	23-27	.852	14	27	41	34.2	19	18	18	4	10	89	63.3
Ole Miss	01/28/2023	82-60	W	23-64	.359	5-19	.263	9-11	.818	14	15	29	34.0	21	6	8	4	8	60	63.1
at Oklahoma	02/01/2023	71-61	W	16-46	.348	5-22	.227	24-33	.727	6	26	32	33.9	15	7	13	4	7	61	63.0
TCU	02/04/2023	79-73	W	26-62	.419	6-22	.273	15-17	.882	8	21	29	33.7	19	15	15	4	11	73	63.5
Total		1460		501-1320	.380	147-500	.294	311-416	.748	241	533	774	33.7	396	252	309	63	175	1460	63.5
Oklahoma St.		1595		572-1300	.440	161-492	.327	290-407	.713	244	608	852	37.0	393	303	331	125	139	1595	69.3

Opponents Averages

Games Played	Points/game	FG Pct	3FG Pct	FT Pct	Rebounds/game	Assists/game	Turnovers/game	Assist/Turnover ratio	Steals/game	Blocks/game
23	63.5	38.0	29.4	74.8	33.7	11.0	13.4	0.8	7.6	2.7

SUPERLATIVES

Oklahoma St. - Game Highs

POINTS	91		at Oakland (11/13/2022)
	82		Ole Miss (01/28/2023)
	82		Tulsa (11/25/2022)
	82		vs DePaul (N) (11/20/2022)
	81		A&M-Corpus Christi (12/20/2022)
FIELD GOALS MADE	35		at Oakland (11/13/2022)
	32		Tulsa (11/25/2022)
FIELD GOAL ATTEMPTS	67		at Oklahoma (02/01/2023)
	66		at Kansas St. (01/10/2023)
	66		Tulsa (11/25/2022)
FIELD GOAL PERCENTAGE	.556	(30-54)	Prairie View (11/27/2022)
	.547	(35-64)	at Oakland (11/13/2022)
3 PT FG MADE	13		at Kansas (12/31/2022)
	13		A&M-Corpus Christi (12/20/2022)
3 PT FG ATTEMPTS	33		at Baylor (01/14/2023)
	33		A&M-Corpus Christi (12/20/2022)
3 PT FG PERCENTAGE	.522	(12-23)	at Oakland (11/13/2022)
	.448	(13-29)	at Kansas (12/31/2022)
FREE THROWS MADE	22		Ole Miss (01/28/2023)
	21		vs DePaul (N) (11/20/2022)
FREE THROW ATTEMPTS	28		Iowa St. (01/21/2023)
	28		vs DePaul (N) (11/20/2022)
FREE THROW PERCENTAGE	.900	(9-10)	at Oakland (11/13/2022)
	.889	(8-9)	at Kansas St. (01/10/2023)
REBOUNDS	43		Tulsa (11/25/2022)
	43		Southern Ill. (11/10/2022)
ASSISTS	24		at Oakland (11/13/2022)
	22		A&M-Corpus Christi (12/20/2022)
STEALS	11		at Kansas St. (01/10/2023)
	9		Tulsa (11/25/2022)
BLOCKED SHOTS	12		Texas (01/07/2023)
	9		Prairie View (11/27/2022)
TURNOVERS	18		Texas (01/07/2023)
	18		vs UCF (N) (11/18/2022)
FOULS	26		at Texas (01/24/2023)
	25		West Virginia (01/02/2023)
	25		at UConn (12/01/2022)

SUPERLATIVES

Opponent - Game Highs

POINTS	89		at Texas (01/24/2023)
	78		vs DePaul (N) (11/20/2022)
	74		at Baylor (01/14/2023)
	74		at UConn (12/01/2022)
	73		TCU (02/04/2023)
FIELD GOALS MADE	29		at Texas (01/24/2023)
	26		TCU (02/04/2023)
	26		at Kansas (12/31/2022)
FIELD GOAL ATTEMPTS	66		Tulsa (11/25/2022)
	65		A&M-Corpus Christi (12/20/2022)
FIELD GOAL PERCENTAGE	.509	(29-57)	at Texas (01/24/2023)
	.464	(26-56)	at Kansas (12/31/2022)
3 PT FG MADE	11		at Kansas (12/31/2022)
	9		at Baylor (01/14/2023)
	9		at Kansas St. (01/10/2023)
	9		A&M-Corpus Christi (12/20/2022)
	9		vs UCF (N) (11/18/2022)
	9		Southern Ill. (11/10/2022)
3 PT FG ATTEMPTS	33		A&M-Corpus Christi (12/20/2022)
	31		Southern Ill. (11/10/2022)
3 PT FG PERCENTAGE	.615	(8-13)	at Texas (01/24/2023)
	.478	(11-23)	at Kansas (12/31/2022)
FREE THROWS MADE	27		vs DePaul (N) (11/20/2022)
	24		at Oklahoma (02/01/2023)
	24		at UConn (12/01/2022)
FREE THROW ATTEMPTS	33		at Oklahoma (02/01/2023)
	33		at UConn (12/01/2022)
	33		vs DePaul (N) (11/20/2022)
FREE THROW PERCENTAGE	.933	(14-15)	at Oakland (11/13/2022)
	.882	(15-17)	TCU (02/04/2023)
	.882	(15-17)	vs UCF (N) (11/18/2022)
REBOUNDS	42		at Kansas St. (01/10/2023)
	41		at Texas (01/24/2023)
	41		at Baylor (01/14/2023)
ASSISTS	18		at Texas (01/24/2023)
	18		at Baylor (01/14/2023)
STEALS	12		Sam Houston (12/06/2022)
	11		TCU (02/04/2023)
	11		vs Virginia Tech (N) (12/11/2022)
	11		UT Arlington (11/07/2022)
BLOCKED SHOTS	5		Iowa St. (01/21/2023)
	5		at Kansas St. (01/10/2023)
TURNOVERS	21		vs UCF (N) (11/18/2022)
	19		Tulsa (11/25/2022)
	19		UT Arlington (11/07/2022)
FOULS	24		vs DePaul (N) (11/20/2022)
	23		Iowa St. (01/21/2023)

SUPERLATIVES

Oklahoma St. - Game Lows

POINTS	46	Texas (01/07/2023)
	56	vs UCF (N) (11/18/2022)
	57	at Kansas St. (01/10/2023)
	58	at Baylor (01/14/2023)
	59	vs Wichita St. (N) (12/17/2022)
FIELD GOALS MADE	14	Texas (01/07/2023)
	17	vs UCF (N) (11/18/2022)
FIELD GOAL ATTEMPTS	41	Iowa St. (01/21/2023)
	46	Texas (01/07/2023)
FIELD GOAL PERCENTAGE	.293 (17-58)	vs UCF (N) (11/18/2022)
	.304 (14-46)	Texas (01/07/2023)
3 PT FG MADE	2	vs UCF (N) (11/18/2022)
	3	vs DePaul (N) (11/20/2022)
3 PT FG ATTEMPTS	11	at UConn (12/01/2022)
	14	vs DePaul (N) (11/20/2022)
3 PT FG PERCENTAGE	.100 (2-20)	vs UCF (N) (11/18/2022)
	.212 (7-33)	at Baylor (01/14/2023)
FREE THROWS MADE	5	at Baylor (01/14/2023)
	8	at Kansas St. (01/10/2023)
	8	at Kansas (12/31/2022)
	8	Southern Ill. (11/10/2022)
FREE THROW ATTEMPTS	8	at Baylor (01/14/2023)
	9	at Kansas St. (01/10/2023)
FREE THROW PERCENTAGE	.500 (8-16)	Southern Ill. (11/10/2022)
	.565 (13-23)	Prairie View (11/27/2022)
REBOUNDS	27	at Texas (01/24/2023)
	30	at Baylor (01/14/2023)
	30	West Virginia (01/02/2023)
ASSISTS	5	at UConn (12/01/2022)
	8	Texas (01/07/2023)
	8	West Virginia (01/02/2023)
STEALS	2	at Baylor (01/14/2023)
	3	Ole Miss (01/28/2023)
	3	Iowa St. (01/21/2023)
BLOCKED SHOTS	3	at Oklahoma (02/01/2023)
	3	West Virginia (01/02/2023)
	3	A&M-Corpus Christi (12/20/2022)
	3	at UConn (12/01/2022)
	3	vs DePaul (N) (11/20/2022)
TURNOVERS	7	Oklahoma (01/18/2023)
	10	at Baylor (01/14/2023)
	10	at Oakland (11/13/2022)
FOULS	8	Tulsa (11/25/2022)
	9	Prairie View (11/27/2022)

SUPERLATIVES

Opponent - Game Lows

POINTS	49	vs Wichita St. (N) (12/17/2022)
	51	Sam Houston (12/06/2022)
	53	Prairie View (11/27/2022)
	56	Oklahoma (01/18/2023)
	56	Texas (01/07/2023)
	56	Tulsa (11/25/2022)
FIELD GOALS MADE	16	at Oklahoma (02/01/2023)
	17	Texas (01/07/2023)
	17	Sam Houston (12/06/2022)
FIELD GOAL ATTEMPTS	46	at Oklahoma (02/01/2023)
	49	Sam Houston (12/06/2022)
FIELD GOAL PERCENTAGE	.305 (18-59)	vs UCF (N) (11/18/2022)
	.315 (17-54)	Texas (01/07/2023)
3 PT FG MADE	1	vs Wichita St. (N) (12/17/2022)
	2	Iowa St. (01/21/2023)
3 PT FG ATTEMPTS	9	Iowa St. (01/21/2023)
	13	at Texas (01/24/2023)
3 PT FG PERCENTAGE	.048 (1-21)	vs Wichita St. (N) (12/17/2022)
	.182 (4-22)	at Oakland (11/13/2022)
FREE THROWS MADE	1	Tulsa (11/25/2022)
	4	Prairie View (11/27/2022)
FREE THROW ATTEMPTS	4	Tulsa (11/25/2022)
	7	Southern Ill. (11/10/2022)
FREE THROW PERCENTAGE	.250 (1-4)	Tulsa (11/25/2022)
	.500 (4-8)	Prairie View (11/27/2022)
REBOUNDS	22	Sam Houston (12/06/2022)
	25	Prairie View (11/27/2022)
ASSISTS	4	vs Wichita St. (N) (12/17/2022)
	6	Ole Miss (01/28/2023)
STEALS	2	at Baylor (01/14/2023)
	3	Oklahoma (01/18/2023)
BLOCKED SHOTS	0	A&M-Corpus Christi (12/20/2022)
	1	at Baylor (01/14/2023)
	1	Texas (01/07/2023)
	1	Southern Ill. (11/10/2022)
	1	UT Arlington (11/07/2022)
TURNOVERS	7	at UConn (12/01/2022)
	8	Ole Miss (01/28/2023)
FOULS	11	at Kansas St. (01/10/2023)
	12	at Oakland (11/13/2022)

SUPERLATIVES

Oklahoma St. - Individual Game Highs

POINTS	25		Kalib Boone vs TCU (02/04/2023)
	23		Kalib Boone at Kansas St. (01/10/2023)
	23		Bryce Thompson at Kansas (12/31/2022)
	19		Caleb Asberry vs TCU (02/04/2023)
	19		Bryce Thompson vs Oklahoma (01/18/2023)
	19		John-Michael Wright at Kansas (12/31/2022)
	19		Bryce Thompson vs Wichita St. (N) (12/17/2022)
FIELD GOALS MADE	11		Kalib Boone vs TCU (02/04/2023)
	9		Kalib Boone at Kansas St. (01/10/2023)
FIELD GOAL ATTEMPTS	17		Bryce Thompson vs Wichita St. (N) (12/17/2022)
	16		John-Michael Wright at Texas (01/24/2023)
FIELD GOAL PERCENTAGE (min 5 made)	1.000	(6-6)	Kalib Boone vs Ole Miss (01/28/2023)
	1.000	(5-5)	Tyreek Smith vs Tulsa (11/25/2022)
3 PT FG MADE	7		Bryce Thompson at Kansas (12/31/2022)
	5		Bryce Thompson vs Wichita St. (N) (12/17/2022)
3 PT FG ATTEMPTS	11		Caleb Asberry at Baylor (01/14/2023)
	10		John-Michael Wright at Texas (01/24/2023)
	10		Bryce Thompson at Kansas (12/31/2022)
3 PT FG PERCENTAGE (min 2 made)	1.000	(3-3)	Bryce Thompson vs Oklahoma (01/18/2023)
	.750	(3-4)	Caleb Asberry at UConn (12/01/2022)
	.750	(3-4)	Chris Harris Jr. at Oakland (11/13/2022)
FREE THROWS MADE	11		Avery Anderson, III vs Ole Miss (01/28/2023)
	10		Avery Anderson, III vs UCF (N) (11/18/2022)
FREE THROW ATTEMPTS	12		Avery Anderson, III vs UCF (N) (11/18/2022)
	11		Avery Anderson, III vs Ole Miss (01/28/2023)
FREE THROW PERCENTAGE (min 3 made)	1.000	(11-11)	Avery Anderson, III vs Ole Miss (01/28/2023)
	1.000	(6-6)	Avery Anderson, III vs Wichita St. (N) (12/17/2022)
	1.000	(4-4)	Tyreek Smith at Texas (01/24/2023)
	1.000	(4-4)	Kalib Boone vs Texas (01/07/2023)
	1.000	(4-4)	Tyreek Smith vs West Virginia (01/02/2023)
	1.000	(4-4)	Tyreek Smith vs A&M-Corpus Christi (12/20/2022)
	1.000	(4-4)	Avery Anderson, III at UConn (12/01/2022)
	1.000	(4-4)	John-Michael Wright vs DePaul (N) (11/20/2022)
	1.000	(4-4)	Kalib Boone vs UCF (N) (11/18/2022)
	1.000	(4-4)	John-Michael Wright vs UCF (N) (11/18/2022)
	1.000	(4-4)	Caleb Asberry vs Southern Ill. (11/10/2022)
	1.000	(3-3)	Chris Harris Jr. at Texas (01/24/2023)
	1.000	(3-3)	Kalib Boone vs A&M-Corpus Christi (12/20/2022)
	1.000	(3-3)	Avery Anderson, III vs Sam Houston (12/06/2022)
	1.000	(3-3)	Kalib Boone vs Tulsa (11/25/2022)
	1.000	(3-3)	Kalib Boone vs DePaul (N) (11/20/2022)
	1.000	(3-3)	Avery Anderson, III at Oakland (11/13/2022)
	1.000	(3-3)	Avery Anderson, III vs UT Arlington (11/07/2022)
	1.000	(3-3)	John-Michael Wright vs UT Arlington (11/07/2022)
REBOUNDS	15		Moussa Cisse vs Southern Ill. (11/10/2022)
	14		Moussa Cisse vs A&M-Corpus Christi (12/20/2022)
	14		Moussa Cisse vs UCF (N) (11/18/2022)
ASSISTS	9		Avery Anderson, III at Texas (01/24/2023)
	9		Avery Anderson, III vs A&M-Corpus Christi (12/20/2022)
STEALS	5		Avery Anderson, III vs Southern Ill. (11/10/2022)
	4		John-Michael Wright at Oklahoma (02/01/2023)
	4		Avery Anderson, III vs Wichita St. (N) (12/17/2022)
BLOCKED SHOTS	6		Kalib Boone vs Texas (01/07/2023)
	6		Moussa Cisse vs UCF (N) (11/18/2022)

SUPERLATIVES

Opponent - Individual Game Highs

POINTS	26		Jordan Hawkins at UConn (12/01/2022)
	25		Eral Penn vs DePaul (N) (11/20/2022)
	21		Marcus Carr at Texas (01/24/2023)
	20		Markquis Nowell at Kansas St. (01/10/2023)
	20		Jalen Wilson at Kansas (12/31/2022)
	20		Adama Sanogo at UConn (12/01/2022)
FIELD GOALS MADE	8		Lance Jones vs Southern Ill. (11/10/2022)
	7		Emanuel Miller vs TCU (02/04/2023)
	7		Marcus Carr at Texas (01/24/2023)
	7		Osun Osunniyi vs Iowa St. (01/21/2023)
	7		Erik Stevenson vs West Virginia (01/02/2023)
	7		Jalen Wilson at Kansas (12/31/2022)
	7		Ross Williams vs A&M-Corpus Christi (12/20/2022)
	7		Craig Porter Jr. vs Wichita St. (N) (12/17/2022)
	7		Adama Sanogo at UConn (12/01/2022)
	7		Eral Penn vs DePaul (N) (11/20/2022)
FIELD GOAL ATTEMPTS	17		Jalen Wilson at Kansas (12/31/2022)
	17		Lance Jones vs Southern Ill. (11/10/2022)
FIELD GOAL PERCENTAGE (min 5 made)	1.000	(6-6)	KJ Adams, Jr. at Kansas (12/31/2022)
	.833	(5-6)	Brock Cunningham at Texas (01/24/2023)
3 PT FG MADE	5		Markquis Nowell at Kansas St. (01/10/2023)
	5		Ross Williams vs A&M-Corpus Christi (12/20/2022)
	5		Jordan Hawkins at UConn (12/01/2022)
3 PT FG ATTEMPTS	11		Trevian Tennyson vs A&M-Corpus Christi (12/20/2022)
	11		Ross Williams vs A&M-Corpus Christi (12/20/2022)
	11		C.J. Kelly vs UCF (N) (11/18/2022)
3 PT FG PERCENTAGE (min 2 made)	1.000	(3-3)	Brock Cunningham at Texas (01/24/2023)
	1.000	(2-2)	Marcus Carr at Texas (01/24/2023)
	1.000	(2-2)	Brock Cunningham vs Texas (01/07/2023)
	1.000	(2-2)	Dajuan Harris at Kansas (12/31/2022)
	1.000	(2-2)	Joey Calcaterra at UConn (12/01/2022)
	1.000	(2-2)	Trajan Wesley vs Prairie View (11/27/2022)
FREE THROWS MADE	11		Umoja Gibson vs DePaul (N) (11/20/2022)
	9		Jordan Hawkins at UConn (12/01/2022)
FREE THROW ATTEMPTS	13		Umoja Gibson vs DePaul (N) (11/20/2022)
	12		Jordan Hawkins at UConn (12/01/2022)
FREE THROW PERCENTAGE (min 3 made)	1.000	(6-6)	Flo Thamba at Baylor (01/14/2023)
	1.000	(6-6)	Mylyjael Poteat vs Virginia Tech (N) (12/11/2022)
	1.000	(6-6)	C.J. Kelly vs UCF (N) (11/18/2022)
	1.000	(5-5)	Keaton Hervey at Oakland (11/13/2022)
	1.000	(5-5)	Shemar Wilson vs UT Arlington (11/07/2022)
	1.000	(5-5)	Kyron Gibson vs UT Arlington (11/07/2022)
	1.000	(4-4)	Abayomi Iyiola at Kansas St. (01/10/2023)
	1.000	(4-4)	Tre Mitchell vs West Virginia (01/02/2023)
	1.000	(4-4)	Da'Sean Nelson vs DePaul (N) (11/20/2022)
	1.000	(4-4)	Lorne Bowman II at Oakland (11/13/2022)
	1.000	(4-4)	Taj Anderson vs UT Arlington (11/07/2022)
	1.000	(3-3)	Jaemyn Brakefield vs Ole Miss (01/28/2023)
	1.000	(3-3)	Markquis Nowell at Kansas St. (01/10/2023)
	1.000	(3-3)	Taylor Hendricks vs UCF (N) (11/18/2022)
REBOUNDS	12		Dillon Mitchell vs Texas (01/07/2023)
	12		Taylor Hendricks vs UCF (N) (11/18/2022)
ASSISTS	9		Dajuan Harris at Kansas (12/31/2022)
	8		Adam Flagler at Baylor (01/14/2023)

THE LAST TIME ...

TEAM

OSU Scored 100 Points..... 102 vs UT-Rio Grande Valley (Dec. 22, 2017)
Opponent Scored 100 Points..... 109 by Oklahoma (Jan. 3, 2018)

OSU Scored 90 Points..... 91 at Oakland (Nov. 13, 2022)
Opponent Scored 90 Points..... 93 by Cleveland State (Dec. 13, 2021)

OSU Scored Fewer than 60 Points..... 58 at Baylor (Jan. 14, 2023)
Opponent Scored Fewer than 60 Points..... 59 by Iowa State (Jan. 21, 2023)

OSU Scored Fewer than 50 Points..... 46 vs Texas (Jan. 7, 2023)
Opponent Scored Fewer than 50 Points..... 49 by Wichita State (Dec. 17, 2022)

OSU Won by 30 Points..... 30 vs Col. of Charleston (Nov. 22, 2021)
Opponent Won by 30 Points..... 35 by Texas Tech (Jan. 4, 2020)

OSU shot 65% from the floor..... 66.0 at Texas (March 7, 2020)
Opponent shot 65% from the floor..... 66.0 by Arizona (March 24, 2005)

OSU shot 60% from the floor..... 66.0 at Texas (March 7, 2020)
Opponent shot 60% from the floor..... 61.5 by Kansas State (Feb. 23, 2019)

OSU shot less than 25% from the floor..... 24.6 at South Carolina (Dec. 6, 2014)
Opponent shot less than 25% from the floor..... 22.4 by Southeastern Louisiana (Dec. 29, 2019)

OSU shot less than 35% from the floor..... 33.3 at Kansas State (Jan. 10, 2023)
Opponent shot less than 35% from the floor..... 34.8 by Oklahoma (Feb. 1, 2023)

OSU shot 50% from beyond the arc..... 52.2 at Oakland (Nov. 13, 2022)
Opponent shot 50% from beyond the arc..... 61.5 by Texas (Jan. 24, 2023)

OSU shot less than 20% from beyond the arc..... 10.0 vs UCF (Nov. 18, 2022)
Opponent shot less than 20% from beyond the arc..... 4.8 by Wichita State (Dec. 17, 2022)

OSU made 10 three-pointers..... 13 at Kansas (Dec. 31, 2022)
Opponent made 10 three-pointers..... 11 by Kansas (Dec. 31, 2022)

OSU shot 100% from the FT line (min. 10)..... 22-of-22 vs Texas Tech (Feb. 25, 2017)
Opponent shot 100% from the FT line (min. 10)..... 12-of-12 by Iowa State (Feb. 29, 2020)

OSU shot less than 50% from the FT line..... 42.9 at Iowa State (Jan. 25, 2021)
Opponent shot less than 50% from the FT line..... 25.0 by Tulsa (Nov. 25, 2022)

OSU had 50 Rebounds..... 51 vs Oral Roberts (Nov. 26, 2021)
Opponent had 50 Rebounds..... 50 by Kansas, (Jan. 4, 2022)

OSU had 20 Offensive Rebounds..... 20 vs Oklahoma (Jan. 20, 2018)
Opponent had 20 Offensive Rebounds..... 22 by Texas (Feb. 6, 2021)

OSU had 20 Assists..... 22 vs Texas A&M-Corpus Christi (Dec. 20, 2022)
Opponent had 20 Assists..... 21 by Iowa State (Jan. 26, 2022)

OSU had 10 Steals..... 11 at Kansas State (Jan. 10, 2023)
Opponent had 10 Steals..... 11 by TCU (Feb. 04, 2023)

OSU had 10 Blocked Shots..... 12 vs Texas (Jan. 7, 2023)
Opponent had 10 Blocked Shots..... 11 by Oregon State (March 21, 2021)

OSU had two 30-point scorers..... vs Southwestern State (Jan. 2, 2007)
Opponent had two 30-point scorers..... Never
OSU had three 30-point scorers..... vs Oral Roberts (March 4, 1993)

OSU had two 20-point scorers..... vs Kansas State (Feb. 19, 2022)
Opponent had two 20-point scorers..... UConn (Dec. 1, 2022)

OSU had three 20-point scorers..... vs Oklahoma (Feb. 18, 2017)
Opponent had three 20-point scorers..... West Virginia (Jan. 4, 2021)
OSU had four 20-point scorers..... vs Northwestern State (Jan. 3, 2009)

Teams combined for four 20-point scorers..... vs Oklahoma (Feb. 18, 2017)
Teams combined for five 20-point scorers..... vs West Virginia (Jan. 4, 2021)
Teams combined for six 20-point scorers..... vs Providence (Nov. 25, 1993)

OSU had five double-figure scorers..... vs UMass Lowell (Nov. 16, 2021)
Opponent had five double-figure scorers..... by TCU (Feb. 04, 2023)

OSU had six double-figure scorers..... vs Col. of Charleston (Nov. 22, 2021)
Opponent had six double-figure scorers..... by Minnesota (Nov. 30, 2018)

OSU had seven double-figure scorers..... vs Rogers State (Nov. 30, 2016)
Opponent had seven double-figure scorers..... Never

Teams combined for 10 double-figure scorers..... 10 vs Baylor (Feb. 8, 2020)

OSU had all 5 starters score in double figures..... vs TCU (March 13, 2019)
Opp. had all 5 starters score in double figures..... Kansas (Feb. 14, 2022)

OSU had no players score in double figures..... at Iowa State (Feb. 29, 2016)
Opp. had no players score in double figures..... UT Arlington (Nov. 9, 2021)

OSU had only one player score in double figures..... vs Texas (Jan. 7, 2023)
Opp. had only one player score in double figures..... Wichita State (Dec. 17, 2022)

OSU had two double-figure rebounders..... at Oklahoma (Feb. 27, 2021)
OSU had three double-figure rebounders..... at UT Arlington (Nov. 25, 2020)
Opp. had two double-figure rebounders..... Kansas (Jan. 4, 2022)

OSU had two double-doubles..... vs Texas (Feb. 6, 2021)
OSU had three double-doubles..... vs Seattle (Nov. 14, 2009)
Opponent had two double-doubles..... Kansas (Feb. 8, 2021)*

*(Kansas totaled three double-doubles on Feb. 8, 2021)

THE LAST TIME ...

OSU scored 50 points in first half..... 53 vs UT-Rio Grande Valley (Dec. 22, 2017)
OSU scored 50 points in second half 51 vs Prairie View A&M (Nov. 27, 2022)

Opponent scored 50 points in first half..... 50, Oklahoma (Jan. 3, 2018)
Opponent scored 50 points in second half 50, Kansas (Feb. 08, 2021)

OSU scored less than 20 points in first half..... 19 at Oklahoma (Feb. 26, 2022)
OSU scored less than 20 points in second half 14 at West Virginia (Feb. 19, 2020)

Opponent scored less than 20 points in first half..... 17, UCF (Nov. 18, 2022)
Opponent scored less than 20 points in second half 16, Iowa State (March 2, 2022)

OSU had three players foul out at Baylor (Feb. 8, 2020)
Opponent had three players foul out West Virginia (Jan. 25, 2014)

OSU failed to make a 3-point attempt vs Iowa State (Jan. 8, 2001)
Opponent failed to make a 3-point attempt TCU (Feb. 14, 2015)

OSU defeated an AP ranked opponent..... 79-73 vs 15/16 TCU (Feb. 04, 2023)
OSU lost to an AP ranked opponent..... 75-89 vs 10/10 Texas (Jan. 24, 2023)

OSU won an overtime game 82-79 vs Kansas State (Feb. 19, 2022)
OSU lost an overtime game..... 56-60 vs UCF (Nov. 18, 2022)

OSU won a double-overtime game..... 75-67 vs Texas (Feb. 6, 2021)
OSU lost a double-overtime game..... 67-68 vs Kansas (Feb. 20, 2013)

OSU won a triple-overtime game 105-103 vs Texas (Jan. 16, 2007)
OSU lost a triple-overtime game 97-98 vs Iowa State (Feb. 3, 2014)

OSU won a quadruple-overtime game 96-91 at Colorado (Feb. 5, 1983)
OSU lost a quadruple-overtime game..... Never

INDIVIDUAL

A Cowboy had a Triple-Double (P/R/A) 19/14/10, Maurice Baker vs UTSA (Jan. 3, 2001)
An Opponent had a Triple-Double (P/R/A) 19/10/11, Anthony Bowie, Oklahoma (Feb. 27, 1985)

A Cowboy had a Double-Double (PTS/REB)..... 16/10, Kalib Boone vs Texas (Jan. 7, 2023)
An Opponent had a Double-Double (PTS/REB) 25/11, Eral Penn, DePaul (Nov. 20, 2022)

A Cowboy had a Double-Double (PTS/AST).....15/11, Isaac Likekele vs TCU (Feb. 6, 2020)
An Opponent had a Double-Double (PTS/AST)10/11, Alex Robinson, TCU (Feb. 6, 2019)

A Cowboy had a 20/20 Performance (PTS/REB)... 37/20, Mario Boggan vs Texas (Jan. 16, 2007)
An Opponent had a 20/20 Performance (PTS/REB) 20/23, Reginald King, Alabama (Dec. 17, 1976)

A Cowboy had a 20/10 Performance (PTS/REB).....22/15 Kalib Boone vs Texas (Feb. 6, 2021)
An Opponent had a 20/10 Performance (PTS/REB).....25/11, Eral Penn, DePaul (Nov. 20, 2022)

A Cowboy scored 30 points 34, Avery Anderson III vs Iowa State (Jan. 26, 2022)
An Opponent Scored 30 Points 31, D'Moi Hodge, Cleveland State (Dec. 13, 2021)

A Cowboy Scored 20 Points.....25, Kalib Boone vs TCU (Feb. 04, 2023)
An Opponent Scored 20 points 21, Marcus Carr, Texas (Jan. 24, 2023)

A Cowboy had 20 Rebounds 20, Mario Boggan vs Texas (Jan. 16, 2007)
An Opponent had 20 Rebounds 21, Derek Culver, West Virginia (March 9, 2019)

A Cowboy had 15 Rebounds..... 15, Moussa Cisse, vs Southern Illinois (Nov. 11, 2022)
An Opponent had 15 Rebounds.....15, David McCormack, Kansas (Jan. 4, 2022)
..... 15, Jalen Wilson, Kansas (Jan. 4, 2022)

A Cowboy had 10 Offensive Rebounds..... 10, Mario Boggan vs Texas (Jan. 16, 2007)
An Opponent had 10 Offensive Rebounds..... 12, Rico Gathers, Baylor (Jan. 5, 2016)

A Cowboy had 10 Assists 11, Isaac Likekele vs TCU (Feb. 6, 2020)
An Opponent had 10 Assists 11, Jamarius Burton, Wichita State (Dec. 8, 2019)

A Cowboy had five Steals 5, Avery Anderson III vs Southern Illinois (Nov. 10, 2022)
An Opponent had five Steals 6, Justyn Mutts, Virginia Tech (Dec. 11, 2022)

A Cowboy had five Blocked Shots 5, Kalib Boone vs Oklahoma, 01/18/23
An Opponent had five Blocked Shots 5, Connor Vanover, Arkansas (Jan. 30, 2021)

A Cowboy won a game in the final 3 seconds.....Offensively: Avery Anderson hit a pull-up three pointer from the top of the key with 3.5 remaining to defeat Kansas State, 82-79, in overtime at Gallagher-Iba Arena on Feb. 19, 2022.

..... Defensively: Mitchell Solomon drew a charge with a second remaining to defeat No. 19 Florida State, 71-70, in Sunrise, Fla., on Dec. 16, 2017.

An Opponent won a game in the final 3 seconds... Kansas State's Nijel Pack hit a 22-foot three-pointer with 2.2 remaining to beat OSU, 71-68, in Manhattan, Kan. on Feb. 2, 2022.

BOX SCORES

Game 1 • Nov. 7, 2022 • Gallagher-Iba Arena (Stillwater, Okla.) • Att: 5,324

UT ARLINGTON

66

OKLAHOMA STATE

77

Official Basketball Box Score - Final
UT Arlington at Oklahoma St.
11/07/22 Gallagher-Iba Arena, Stillwater
ESPN-30 Sports IllustratedGame Time 8:00 PM
Game Duration 1:24
Attendance 5,324

Oklahoma: Devan Gage, Arliss Pelly, Noah Nicks

UT Arlington - 66

Records: 9-1

NO. Name	Min	FG	3P	FT	Rebounds	Fouls	TP	AS	TO	ST	Blocks	SA	+/			
22 Shemar Wilson	F 18:18	3-6	0-1	5-5	0	5	5	4	11	0	2	0	1	-12		
00 Aaron Cash	G 16:58	2-4	0-1	2-3	2	0	2	2	1	8	0	1	2	1	-1	
5 Brandyn Tabor	F 15:38	1-3	0-2	0-0	1	1	2	0	0	2	1	0	2	0	-5	
11 Pedro Castro	G 19:44	1-5	1-2	0-0	5	5	1	0	3	2	1	0	0	1	-3	
55 Marlon Humphrey	G 24:50	0-5	0-0	1-2	0	2	2	3	1	0	2	0	0	1	-21	
4 Kyron Gibson	F 25:11	2-9	0-3	5-5	1	1	2	0	6	9	3	3	1	0	2	-3
23 Darlo Domingos	F 16:43	3-7	0-1	3-4	3	2	5	2	4	9	0	0	1	0	0	0
3 Taj Anderson	T 23:02	4-11	2-5	4-4	0	2	2	3	14	0	1	4	0	1	-3	
2 Brandon Walker	F 20:01	4-6	1-2	0-0	1	3	4	3	0	9	1	4	0	0	-18	
1 Chensell Weaver	F 15:46	1-3	0-0	0-2	1	3	4	2	1	2	0	0	0	1	-6	
24 Montez Young Jr.	F 03:51	0-0	0-0	0-0	0	0	0	1	0	0	0	0	0	0	5	0
Team					4	0	4	0	3							
Totals	21:59	4-17	20-25	13-24	37	21	21	66	7	19	11	1	7	-11		

Shooting By Period	1st	2nd	3rd	4th	OT
FG%	25.0%	28.6%	28.6%	28.6%	28.6%
3PT%	0.0%	0.0%	0.0%	0.0%	0.0%
FT%	6.7%	85.7%	7.7%	7.7%	7.7%
GM FG%	19.3%	41.9%	14.3%	14.3%	14.3%
GM 3PT%	0.0%	44.4%	0.0%	0.0%	0.0%
GM FT%	21.9%	36.9%	4.8%	4.8%	4.8%
FT%	4.1%	23.9%	20.5%	20.5%	20.5%
Dead Ball Rebounds	3	1			

Oklahoma St. - 77

Records: 1-0

NO. Name	Min	FG	3P	FT	Rebounds	Fouls	TP	AS	TO	ST	Blocks	SA	+/		
22 Kaleb Boone	F 26:02	5-7	0-0	5-6	4	4	8	4	15	2	0	2	0	4	
33 Moussa Cisse	G 22:56	2-3	0-0	1-2	1	4	5	3	2	5	2	3	2	0	10
0 Avery Anderson, III	G 25:21	2-9	0-4	3-3	0	7	7	5	1	7	1	2	1	1	5
1 Bryce Thompson	G 35:04	6-13	1-5	5-7	0	7	7	0	4	18	2	3	1	0	19
51 John-Michael Wright	G 22:55	4-8	3-5	3-3	1	2	3	1	2	14	1	2	1	0	23
5 Caleb Asberry	G 23:44	2-7	0-4	0-0	0	1	1	4	1	4	4	5	2	0	8
23 Tyreek Smith	T 12:22	3-5	0-1	0-0	2	1	3	1	1	6	0	0	0	0	5
4 Woody Newton	T 14:23	2-5	2-4	0-2	0	2	2	2	2	6	0	2	0	0	-3
2 Chris Harris Jr.	08:28	0-3	0-2	1-2	0	0	0	2	2	1	1	0	0	0	-13
13 Quion Williams	08:45	0-0	0-0	1-2	0	0	0	0	1	1	0	0	0	0	-3
Team					4	0	4	0	0	0					
Totals	26:50	6-25	19-27	14-26	40	22	20	77	13	7	8	7	1	11	

Shooting By Period	1st	2nd	3rd	4th	OT
FG%	9.3%	30.0%	20.0%	20.0%	20.0%
3PT%	2.1%	12.5%	7.7%	7.7%	7.7%
FT%	7.7%	77.9%	56.7%	56.7%	56.7%
GM FG%	17.3%	66.7%	14.3%	14.3%	14.3%
GM 3PT%	4.9	44.4%	12.1%	12.1%	12.1%
GM FT%	26.9%	43.3%	6.2%	6.2%	6.2%
FT%	19.2%	70.4%	19.2%	19.2%	19.2%
Dead Ball Rebounds	3	1			

Technical Fouls: NONE

Period by Period Scoring

1st 2nd 3rd 4th OT

Points from Turnovers

Points from Fouls

Points from Bench

Points from OSU

Points from OAK

Points from UCF

Points from OSU

Points from OAK

Points from UCF

Points from OSU

Points from OAK

Points from UCF

Points from OSU

Points from OAK

Points from UCF

Points from OSU

Points from OAK

Points from UCF

Points from OSU

Points from OAK

Points from UCF

Points from OSU

Points from OAK

Points from UCF

Points from OSU

Points from OAK

Points from UCF

Points from OSU

Points from OAK

Points from UCF

Points from OSU

Points from OAK

Points from UCF

Points from OSU

Points from OAK

Points from UCF

Points from OSU

Points from OAK

Points from UCF

Points from OSU

Points from OAK

Points from UCF

Points from OSU

Points from OAK

Points from UCF

Points from OSU

Points from OAK

Points from UCF

Points from OSU

Points from OAK

Points from UCF

Points from OSU

Points from OAK

Points from UCF

Points from OSU

Points from OAK

Points from UCF

Points from OSU

Points from OAK

Points from UCF

Points from OSU

Points from OAK

Points from UCF

Points from OSU

Points from OAK

Points from UCF

Points from OSU

Points from OAK

Points from UCF

Points from OSU

Points from OAK

Points from UCF

Points from OSU

Points from OAK

Points from UCF

Points from OSU

Points from OAK

Points from UCF

Points from OSU

Points from OAK

Points from UCF

Points from OSU

Points from OAK

Points from UCF

Points from OSU

Points from OAK

Points from UCF

Points from OSU

Points from OAK

Points from UCF

Points from OSU

Points from OAK

Points from UCF

Points from OSU

Points from OAK

Points from UCF

Points from OSU

Points from OAK

Points from UCF

Points from OSU

Points from OAK

Points from UCF

Points from OSU

Points from OAK

Points from UCF

Points from OSU

Points from OAK

Points from UCF

Points from OSU

Points from OAK

Points from UCF

Points from OSU

Points from OAK

Points from UCF

Points from OSU

Points from OAK

Points from UCF

Points from OSU

Points from OAK

Points from UCF

Points from OSU

Points from OAK

Points from UCF

Points from OSU

Points from OAK

Points from UCF

Points from OSU

Points from OAK

Points from UCF

Points from OSU

Points from OAK

Points from UCF

Points from OSU

Points from OAK

Points from UCF

Points from OSU

Points from OAK

Points from UCF

Points from OSU

Points from OAK

Points from UCF

Points from OSU

Points from OAK

Points from UCF

Points from OSU

Points from OAK

Points from UCF

Points from OSU

Points from OAK

Points from UCF

Points from OSU

Points from OAK

Points from UCF

Points from OSU

Points from OAK

Points from UCF

Points from OSU

Points from OAK

Points from UCF

Points from OSU

Points from OAK

Points from UCF

Points from OSU

Points from OAK

Points from UCF

Points from OSU

Points from OAK

Points from UCF

Points from OSU

Points from OAK

Points from UCF

Points from OSU

Points from OAK

Points from UCF

Points from OSU

Points from OAK

Points from UCF

Points from OSU

Points from OAK

Points from UCF

Points from OSU

Points from OAK

Points from UCF

Points from OSU

Points from OAK

Points from UCF

Points from OSU

Points from OAK

Points from UCF

Points from OSU

Points from OAK

Points from UCF

Points from OSU

Points from OAK

Points from UCF

Points from OSU

Points from OAK

Points from UCF

Points from OSU

Points from OAK

Points from UCF

Points from OSU

Points from OAK

Points from UCF

Points from OSU

Points from OAK

Points from UCF

Points from OSU

Points from OAK

Points from UCF

Points from OSU

Points from OAK

Points from UCF

Points from OSU

Points from OAK

Points from UCF

Points from OSU

Points from OAK

BOX SCORES

Game 5 • Nov. 20, 2022 • Baha Mar Convention Center (Nassau, Bahamas)

OKLAHOMA STATE

82

DEPAUL

78

Official Basketball Box Score - Final
DePaul at Oklahoma St.
11/20/22 Baha Mar Convention Center, Nassau
ESPN-30 North Basketball

Game Time 4:00 PM
Game Duration: 8:00

DePaul - 78

Records: 2-9

NO. Name	Min	FG	3P	FT	Rebounds		Fouls		TP	AS	TO	ST	Blocks	Shooting By Period		
					OR	DR	OT	FF						FD	BS	BA
1 Javan Johnson	F 35:47	4-10	0-4	2-2	0	3	3	5	3	3	4	0	1	0	-7	1st FG% 11-31 35.5%
11 Eral Penn	F 36:40	7-13	3-5	8-11	7	4	11	2	7	25	0	0	1	0	0	3PT% 3-10 30.0%
21 Da'Sean Nelson	F 23:24	3-7	1-2	4-4	0	3	3	4	2	11	0	4	1	1	1	FT% 1-14 7.8%
2 Umofa Gibson	G 33:30	3-14	0-5	11-13	1	1	2	3	8	17	6	3	2	0	-5	2nd FG% 11-25 44.2%
5 Philmon Gebrewit	G 34:52	1-2	1-2	0-0	1	1	2	3	1	3	0	0	0	1	0	3PT% 4-13 30.8%
3 Jalen Terry	04:37	0-2	0-1	0-0	0	0	0	0	0	0	0	1	0	0	-4	FT% 16-19 84.2%
12 Ahamd Bynum	20:06	3-6	2-4	2-3	0	1	1	3	1	10	2	1	1	0	4	GM FG% 22-57 38.6%
0 Zion Cruz	08:56	1-3	0-0	0-0	0	1	1	1	0	2	0	0	0	0	0	FT% 7-23 30.4%
4 K.T. Raimy	02:08	0-0	0-0	0-0	0	0	0	2	0	0	0	0	0	0	-2	FT% 27-33 81.8%
Dead End Rebounds:-2																
Team					4	0	4									
Totals		22-57	7-23	27-33	13	14	27	24	22	78	11	14	5	3	3	-4

Technical Fouls: Coach 2nd 0:02

Oklahoma St. - 82

Records: 9-8

NO. Name	Min	FG	3P	FT	Rebounds		Fouls		TP	AS	TO	ST	Blocks	a/-	Shooting By Period	
					M-A	OR DR TOT	FF FD									1st
22 Kalib Boone	F 24:29	7-11	0-0	3-3	4 1 5	5 3	17	3	3	2	0	0	11		1st	FG% 16-28 57.1%
33 Moussa Cisse	G 17:11	2-3	0-0	0-2	4 7 11	4 1	4	0	1	0	2	1	7		3PT% 1-5 20.0%	
0 Avery Anderson, III	G 30:11	4-9	1-3	7-9	1 1 2	7 16	1	4	2	0	0	0	5		FT% 11-14 78.6%	
1 Bryce Thompson	G 27:27	4-9	0-2	0-0	0 2 2	3 2	8	1	4	2	0	0	5		2nd FG% 13-30 43.3%	
51 John-Michael Wright	G 34:22	5-14	0-4	4-4	0 4 4	0 3	14	3	1	0	0	1	11		3PT% 2-9 22.2%	
5 Caleb Asberry	26:00	2-4	1-2	2-2	1 2 3	3 3	7	3	0	0	0	0	1		FT% 10-14 71.4%	
23 Tyreek Smith	18:08	4-5	0-0	3-6	3 4 7	0 3	11	0	2	1	1	0	-1		GM FG% 29-58 50.0%	
2 Chris Harris Jr.	10:21	1-2	1-2	2-2	0 1 1	0 1	5	1	0	0	0	0	0		3PT% 3-14 21.4%	
13 Quion Williams	11:51	0-1	0-1	0-0	0 2 2	3 0	0	1	1	0	0	0	-11		FT% 21-28 75.0%	
Team					1 0 1	0	0								Dead Ball Rebounds: 7	
Totals		29-50	3-14	21-28	14 24 38	22 23	82	13	17	6	3	3	4			

Technical Fouls: Harris Jr. 1st 4:27

DEP	OSU
Biggest lead	1 (2 nd 6:11) 18 (1 st 11:48)
Best Scoring Run	11 (2 nd 17:32) 11 (1 st 12:40)
Lead Changes	6
Times Tied	4
Time with Lead	05:55 38:19

Points from	DEP	OSU
Turnovers	17	16
Paint	26	42
Second Chance	11	12
Fast Breaks	4	2
Bench	12	23

Period by Period Scoring
1st 2nd TOT
DEP 38 42 78
OSU 44 38 82

Game 6 • Nov. 25, 2022 • Gallagher-Iba Arena (Stillwater, Okla.) • Att: 9,856

TULSA

56

OKLAHOMA STATE

82

Official Basketball Box Score - Final
Tulsa at Oklahoma St.
11/25/22 Gallagher-Iba Arena, Stillwater
ESPN-30 North Basketball

Game Time 7:00 PM
Game Duration: 1:28
Attendance: 9,805

Tulsa - 56

Records: 3-4

NO. Name	FG	3P	FT	Rebounds	Fouls	TP	AS	TO	ST	Blocks	+/	Shooting By Period
M-A	M-A	M-A	OR DR TOT	FF FD						BS BA		
10 Tim Delger	F 22:39	2-8	1-4	0-0	1 3 4	1 1	5	1	2	0	0 1	-20
33 Bryant Selebague	F 22:39	4-6	0-0	0 0	3 2 5	2 0	8	0	2	0	1 0	-8
1 Sam Griffin	G 26:51	3-9	0-4	1-1	0 2 2	1 2	7	3	0	1	0 0	-18
3 Sterling Gaston-Chapman	G 16:48	3-5	1-2	0-0	2 3 5	2 0	7	0	4	0	0 1	-8
14 Anthony Pritchard	G 21:09	0-6	0-2	0-0	0 0 0	1 2	0	1	6	1	0 0	-26
2 Kayshawn Embury-Simpson	22:52	4-10	2-6	0-2	0 0 0	0 3	2	10	0	1 1	0	-20
11 Brandon Detson	17:55	3-0	3-0	0-0	0 2 2	2 0	9	5	1	0 0	0	-11
15 Charles Chukwu	17:21	3-4	0-0	0-0	2 2 4	0 0	6	0	0	1 0	1	-18
4 Brian Knight	16:04	0-6	0-4	0-0	1 2 3	1 0	0	0	1	0 0	0	-6
0 Jesiah McWright	12:28	1-5	0-2	0-1	0 3 3	1 1	2	1	2	3 0	1	1
5 Payton Urbanovic	01:37	1-1	0-0	0-0	0 0 0	0 0	2	0	0	0 0	0	2
23 Ari Swale	01:37	0-0	0-0	0-0	0 0 0	0 0	0	0	0	0 0	0	2
Team					4 6 10	0	0					
Totals		24-66	7-30	1-4	13 25 38	14 8	56	11	19	7	2 4	-26

Technical Fouls: Delger 2nd 18:02; Gaston-Chapman 2nd 17:44

Oklahoma St. - 82

Records: 4-8

NO. Name	Min	FG	3P	FT	Rebounds		Fouls	TP	AS	TO	ST	Blocks	+/-	Shooting By Period			
					OR	DR								TOT	FG%	FT%	
22 Kalib Boone	F 17:41	3-7	0-1	3-3	3	1	4	0	2	9	1	2	0	0	2	3PT% 51- 55 33.3%	
33 Moussa Cisse	C 24:28	6-7	0-0	0-2	2	6	8	0	2	12	1	1	0	3	0	19	FT% 2-5 40%
0 Avery Anderson, III	G 21:09	2-7	0-2	2-2	0	5	5	4	2	0	3	4	2	0	0	30	FT% 15-30 50.0%
1 Bryce Thompson	G 25:18	6-14	4-8	2-2	0	1	1	1	0	18	1	2	0	0	0	15	3PT% 41- 32 33.3%
51 John-Michael Wright	G 28:42	3-9	2-6	0-0	0	0	0	0	1	8	3	2	0	0	0	16	FT% 7-9 77.8%
2 Chris Harris Jr.	21:34	2-5	1-3	0-0	0	3	3	0	0	5	4	0	1	0	0	25	GM FG% 32-66 48.5%
5 Caleb Asberry	20:29	2-7	2-5	2-2	1	4	5	2	3	8	1	0	3	0	2	12	3PT% 9-27 33.3%
23 Tyreek Smith	13:50	5-5	0-0	0-2	2	5	7	0	1	10	1	0	0	0	0	20	FT% 9-14 64.3%
13 Quion Williams	18:21	3-4	0-1	0-1	3	4	7	0	2	6	1	1	1	0	0	15	Dead End Rebound 2, 0
12 Naz Brown	04:32	0-1	0-1	0-0	0	0	0	1	0	0	0	2	0	0	0	-6	
15 Carson Sager	01:37	0-0	0-0	0-0	0	0	0	0	0	0	0	1	0	0	0	-2	
21 Brooks Manzer	01:37	0-0	0-0	0-0	0	0	0	0	0	0	0	0	0	0	0	-2	
25 Bernard Kouma	01:37	0-0	0-0	0-0	0	0	0	0	0	0	0	0	1	0	0	-2	
35 Weston Church	01:37	0-0	0-0	0-0	0	1	1	0	0	0	0	0	0	0	0	-2	
Team					1	1	2	0	0	0	0						
Totals		32-66	9-27	9-14	12	31	43	8	13	82	16	13	9	4	2	26	

Technical Fouls: NONE

TULSA	OSU
Biggest lead	6 (1 st 15:41) 28 (2 nd 6:40)
Best Scoring Run	7 (2 nd 2:49) 17 (2 nd 6:40)
Lead Changes	5
Times Tied	2
Time with Lead	07:19 30:44

Points from	TULSA	OSU
Turnovers	13	18
Paint	30	44
Second Chance	18	17
Fast Breaks	10	14
Bench	29	28

Period by Period Scoring
1st 2nd TOT
TULSA 28 27 55
OSU 41 41 82

Game 7 • Nov. 27, 2022 • Gallagher-Iba Arena (Stillwater, Okla.) • Att: 5,683

PRARIE VIEW A&M

53

OKLAHOMA STATE

78

Official Basketball Box Score - Final
Prairie View at Oklahoma St.
11/27/22 Gallagher-Iba Arena, Stillwater
ESPN-30 North Basketball

Game Time 8:00 PM
Game Duration: 1:28
Attendance: 5,683

Prairie View - 53

Records: 4-9

Shooting By Period												
NO.	Name	FG	3P	FT	Rebounds	Fouls	TP	AS	TO	ST	Blocks	+/
M-A	M-A	M-A	M-A	OR DR TOT	FF FD						BS BA	
21	Nikkil Rutty	F 19:21	0-3	0-0	1-2	2 2	1	0	0	1 1	1	-12
3	Trajan Wesley	G 26:13	4-6	2-2	0-0	1 3 4	1 1	10	0	3 3	0 2	-11
4	Will Douglas	G 26:46	3-7	1-3	0-2	2 4 6	4 1	7	0	4 2	0 1	-25
10	Jeremiah Gambrell	G 27:30	6-13	3-8	1-2	0 1 1	1 0	16	1	3 1	0 2	-15
4	Tekorian Smith	G 13:19	1-6	0-2	0-0	0 0 0	2 0	2	1	2 2	0 1	-12
11	Hegel Augustin	17:16	0-3	0-0	0 0 0	2 2	0	2	0	0 1	0	-15
2	Braden Bell	15:11	1-8	0-5	0 0 0	2 0	2	0	0	0 0	0	-7
5	Kortrijk Miles	21:17	2-6	0-0	2-2	0 1 1	1 2	2	6	0 1	0 0	-12
55	Ricky Nelson	08:57	0-0	0-0	0-0	0 1 1	0 0	0	1	0 0	0 0	-7
32	Patrick Neal	08:12	1-1	0-0	0 0 0	1 0 1	1 0	2	0	0 0	0 0	-4
3	McKinley Harris	03:50	0-1	0-0	0-0	0 0 0	0 0	0	1	0 0	0 1	2
23	Brian Myles	03:29	2-2	0-0	0-0	0 0 0	0 0	4	0	0 0	0 0	-3
13	Kyle Harding	06:39	1-1	1-1	0-0	0 0 0	2 0	3	2	0 1	1 1	-4
Team					5 0 5	0	0	0	1			
Totals		21-57	7-24	4-8	10 15 25	19 8	53	7	15	10	3 9	-25

Technical Fouls: NONE

Oklahoma St. - 78

Records: 8-9

NO. Name	Min	FG	3P	FT	Rebounds		Fouls	TP	AS	TO	ST	Blocks	+/-	Shooting By Period				
		M-A	M-A	M-A	OR	DR	TOT	FF	FD					BS	BA	1 st	2 nd	3 rd
22 Kalib Boone	F 16:22	2-5	1-1	0-0	2	1	3	1	5	2	3	0	1	0	11	3PT%	1-6	12.5%
33 Moussa Cisse	G 22:56	6-9	0-0	1-3	5	6	11	1	3	13	0	0	4	2	17	FT%	6-9	66.7%
0 Avery Anderson, III	G 27:45	4-8	1-4	7-8	2	2	4	1	1	16	3	1	1	0	21	2P%	20-32	62.5%
1 Bryce Thompson	G 28:30	6-12	1-3	0-2	0	1	1	0	3	13	3	1	1	1	19	3PT%	4-7	57.1%
51 John-Michael Wright	G 24:48	3-5	1-3	0-0	0	1	1	0	1	7	2	2	3	0	20	FT%	7-14	50.0%
5 Caleb Asberry	17:55	2-4	0-2	0-0	1	5	6	1	1	4	1	1	0	0	9	GM FG%	30-54	55.6%
23 Tyreek Smith	15:40	4-4	0-0	0-0	1	3	4	2	0	8	0	1	0	1	10	3PT%	5-15	33.3%
2 Chris Harris Jr.	13:12	0-3	0-1	1-3	0	2	2	1	2	1	0	1	1	1	5	FT%	13-23	56.5%
13 Quion Williams	25:52	3-5	1-1	4-5	1	1	2	2	3	11	2	1	2	0	23	Dead Ball Rebound: 4		
12 Naz Brown	01:24	0-0	0-0	0-0	0	0	0	0	0	0	0	0	0	0	-2			
15 Carson Sager	01:24	0-0	0-0	0-0	0	0	0	0	0	0	0	0	0	0	-2			
21 Brooks Manzer	01:24	0-0	0-0	0-0	0	1	1	0	0	0	0	0	0	0	-2			
25 Bernard Kouma	01:24	0-1	0-0	0-2	0	0	0	0	1	0	0	0	1	0	-2			
35 Weston Church	01:24	0-0	0-0	0-0	0	0	0	0	0	0	0	0	0	0	-2			
Team					3		2	5	0	0	0	0						
Totals		30-54	5-15	13-23	15	26	41	9	19	78	13	8	9	3	25			

BOX SCORES

Game 9 • Dec. 6, 2022 • Gallagher-Iba Arena (Stillwater, Okla.) • Att: 5,368

SAM HOUSTON	51
OKLAHOMA STATE	65

Official Basketball Box Score - Final
Sam Houston at Oklahoma St.
 190002 Gallagher-Iba Arena, Stillwater
 12/06/22 10:00 PM CST

Game Time 1:00 PM
 Game Duration: 1:00
 Attendance: 5,368

Sam Houston - #1

Records: 7-9

Oklahoma RHP: Ralston, Morgan Polgreen, Owen Scott

NO.	Name	Min	FG		3P		FT		Rebounds		Fouls		TP	AS	TO	ST	Blocks		+/-	Shooting By Period				
			M	A	M	A	M	A	OR	DR	PF	FD					BS	BA		1st FG	1st 3PT	1st FT	2nd FG	2nd 3PT
1	Kaeli Ezeogu	F 17:26	1-2	0-0	0-2	1	0	1	2	1	2	0	0	1	0	1	0	-10	1st FG	7-23	30.4%	3PT%	3-10	30.0%
12	Tristan Ikpe	F 17:44	1-3	1-2	0-0	2	3	5	4	0	3	0	1	2	0	3	0	3	3PT%	3-10	30.0%	FT%	10-12	83.3%
2	Qua Grant	G 35:16	6-14	1-6	2-2	1	0	1	1	2	15	2	3	4	1	-12		1st FG	10-26	38.5%	3PT%	11-21	52.4%	
11	Javion May	G 22:26	2-4	0-1	0-0	1	3	4	0	2	4	1	2	1	0	-1		FT%	8-14	57.1%	GM FG%	17-49	34.7%	
24	Donte Powers	G 30:04	3-9	2-5	2-3	0	0	3	3	2	4	10	2	1	3	0	-3	3PT%	6-21	28.6%	FT%	28-31	89.9%	
40	Klan Scroggins	22:34	1-2	0-0	7-8	0	2	2	1	4	9	1	0	0	0	-4		Def Blk	11-17	64.7%				
3	Lamar Wilkerson	15:25	0-4	0-2	0-0	2	1	3	3	0	0	0	0	0	0	-1								
13	Jaden Ray	15:10	1-4	0-1	0-2	0	1	1	0	1	2	2	1	2	0	-16								
25	Cameron Huefner	22:16	2-6	2-3	0-0	1	1	2	0	6	0	0	0	0	0	-17								
0	Ron Mitchell	01:39	0-1	0-1	0-0	0	0	0	0	0	0	0	0	0	0	-4								
Team						1	0	1	0	0	3													
Totals			17-49	6-21	11-17	8	14	22	15	14	51	8	11	12	2	4	-14							

Technical Fouls: NONE

Oklahoma St. - #5

Records: 6-9

Oklahoma RHP: Ralston, Morgan Polgreen, Owen Scott

NO.	Name	Min	FG		3P		FT		Rebounds		Fouls		TP	AS	TO	ST	Blocks		+/-	Shooting By Period																												
			M	A	M	A	M	A	OR	DR	TOT	PF					FD	B		BA	1st	FG%	12-31	38.7%	2nd	FG%	31-39	38.7%	3rd	FG%	40-49	38.7%	4th	FG%	50-59	38.7%	5th	FG%	60-69	38.7%	6th	FG%	70-79	38.7%	7th	FG%	80-89	38.7%
22	Kalib Boone	F 21:04	2-4	0-1	0-0	3	0	3	1	2	4	2	2	1	0	1	1	1	1	1	11																											
33	Moussa Clisse	C 34:55	2-5	0-0	2-3	2	11	13	3	6	0	2	1	4	0	20																																
0	Avery Anderson, III	G 29:11	3-8	1-3	3-3	1	2	3	2	4	10	4	2	1	0	8																																
1	Bryce Thompson	G 29:10	6-10	4-6	1-2	0	0	0	3	17	3	3	2	0	0	22																																
51	John-Michael Wright	G 20:37	4-6	2-4	0-0	2	2	2	1	10	10	2	2	1	0	12																																
5	Caleb Asberry	23:02	1-6	0-4	3-4	0	1	1	1	2	5	1	0	0	0	5																																
23	Tyreek Smith	21:10	4-5	1-2	1-2	3	2	5	0	1	10	0	1	0	0	0	1																															
13	Quion Williams	09:45	1-2	1-1	0-0	1	2	3	2	0	3	0	2	0	0	0	0	8																														
2	Chris Harris Jr.	09:55	0-3	0-0	0-0	0	0	0	1	0	0	1	2	0	0	0	0	3																														
4	Woody Newton	02:11	0-0	0-0	0-0	0	0	0	0	0	0	0	0	0	0	0	0	0	4																													
Team						4	3	7	0	0	0	0	0	0	0	0	0	0	0	0	0																											
Totals			23-49	9-24	10-14	14	23	37	14	15	65	13	17	6	4	2	14																															

Technical Fouls: NONE

	SHU	OSU
Biggest lead	3 (1 st 10:00)	19 (2 nd 1:09)
Best Scoring Run	7 (2 nd 15:52)	8 (2 nd 6:36)
Lead Changes	2	2
Times Tied	3	0
Time with Lead	04:22	32:21

Points from	SHU	OSU
Turnovers	14	19
Points	20	24
Second Chance	12	18
Fast Breaks	10	13
Bench	17	19

Game 10 • Dec. 11, 2022 • Barclays Center (Brooklyn, NY)

OKLAHOMA STATE	65
VIRGINIA TECH	70

Official Basketball Box Score - Final
Oklahoma St. at Virginia Tech
 18111111 Barclays Center, Brooklyn, NY
 12/11/22 10:00 PM EST

Game Time 1:00 PM
 Game Duration: 1:00
 Attendance: 12,500

Oklahoma St. - #5

Records: 6-9

Oklahoma RHP: Ralston, Morgan Polgreen, Owen Scott

NO.	Name	Min	FG	3P	FT	Reb	Fouls	TP	AS	TO	ST	Blocks	Shooting By Period	
			M-A	M-A	M-A	OR DR TOT	PF	FD					BS BA	
22	Kalib Boone	F 27:13	6-10	0-0	3-4	3 4 7	3 4	15	0	2	1	4	-3	1 st FG 11-29 37.9%
33	Moussa Clisse	C 29:30	3-5	0-0	6-9	1 6 7	4 5	12	1	2	0	1	0	3 rd FT 9-12 75.0%
0	Avery Anderson, III	G 28:24	5-9	3-5	2-2	0 2 2	2 3	15	4	5	3	1	-4	2 nd FG 11-18 61.1%
1	Bryce Thompson	G 28:10	2-9	0-4	0-0	0 1 1	4 0	4	4	4	0	0	1	3 rd FT 4-12 33.3%
51	John-Michael Wright	G 28:26	1-5	1-4	0-0	3 3 6	2 2	3	3	0	1	0	1	FT 14-19 73.7%
5	Caleb Asberry	24:43	2-8	2-8	2-2	0 3 3	3 3	8	2	1	0	0	-13	GM FG 22-55 40.0%
23	Tyreek Smith	15:41	1-4	0-0	0-0	1 2 3	1 1	2	0	0	0	1	-3	3 rd FT 7-24 29.2%
2	Chris Harris Jr.	09:48	1-2	0-1	0-0	1 3 4	2 1	2	0	0	0	1	-4	FT 14-19 73.7%
13	Quion Williams	02:16	0-0	0-0	0-0	1 1 0	0 0	0	0	0	0	0	-1	
4	Woody Newton	05:49	1-3	1-2	1-2	1 2 3	0 0	4	0	2	0	0	-2	
Team						1 0 1	0 1	0						Dead Ball Rebounds: 8
Totals			22-55	7-24	14-19	11 27 38	21 18	65	14 17	6 7	3 5			

Technical Fouls: NONE

Virginia Tech - #1

Records: 18-1

Oklahoma RHP: Ralston, Morgan Polgreen, Owen Scott

HAWKS													SHOOTING BY PERIOD					
NO.	Name	Min	FG	3P	FT	Rebounds	Fouls	TP	AS	TO	ST	Blocks	+/	1 st	2 nd	3 rd	4 th	
			M-A	M-A	M-A	OR DR TOT	PF FD					BS BA		FG%	FG%	FG%	FG%	
21	Grant Basile	F 27:45	4-12	2-5	3-5	1 4 5	3 4	13	2	0	1	2	1	5	3PT%	4-14	26.0%	
25	Justin Motts	F 26:06	5-8	2-3	1-2	1 3 4	4 2	13	4	4	6	0	1	-2	1 st	4-5	80%	
0	Hunter Cattoor	G 35:05	1-5	0-3	7-8	0 6 6	1 6	9	1	1	3	0	0	0	2 nd	FG%	9-26	34.6%
3	Sean Padilla	G 39:05	6-16	2-4	2-3	1 4 5	3 6	16	4	1	1	0	3	5	3PT%	3-6	50.0%	
13	Darius Maddox	G 32:48	3-9	1-3	0-0	3 0 3	0 2	7	0	2	0	1	5	5	FG%	15-19	78.9%	
34	Myjaiel Poteat	15:21	1-2	0-0	6-6	2 4 6	3 3	8	1	0	0	0	0	4	GM FG%	22-57	38.6%	
2	MJ Collins	13:47	1-3	0-2	0-0	1 1 0	0 0	2	0	0	0	0	0	4	3PT%	7-20	35.0%	
15	Lynn Kidd	10:03	1-2	0-0	0-0	1 1 2	2 0	2	0	2	0	0	1	3	FT%	19-24	79.2%	
Team							2 3 5	0 0						Feet Behind Rebounds: 8				
Totals			22-57	7-20	19-24	11 26 37	16 21	70	12	10	11	3	7 5	Technical Fouls: NONE				

Technical Fouls: NONE

	OSU	VT
Biggest lead	3 (2 nd 11:29)	12 (1 st 7:19)
Best Scoring Run	5 (1 st 4:00)	9 (1 st 7:19)
Lead Changes	3	2
Times Tied	0	8
Time with Lead	05:32	25:48

Game 11 • Dec. 17, 2022 • Intrust Bank Arena (Wichita, Kan.) • Att: 7,783

Game 12 • Dec. 20, 2022 • Gallagher-Iba Arena (Stillwater, Okla.) • Att: 6,007

OKLAHOMA STATE	59
WICHITA STATE	49

TEXAS A&M-CORPUS CHRISTI	58
OKLAHOMA STATE	81

Official Basketball Box Score - Final
Oklahoma St. at Wichita St.
 181703 Intrust Bank Arena, Wichita, Kan.
 12/17/22 10:00 PM CST

Game Time 1:00 PM
 Game Duration: 1:00
 Attendance: 7,783

Oklahoma St. - #5

Records: 7-9

Oklahoma RHP: Ralston, Morgan Polgreen, Owen Scott

NO.	Name	Min	FG	3P	FT	Rebounds		Fouls		TP	AS	TO	ST	Blocks		+/-	Shooting By Period		
						OR	DR	PF	FD					BS	BA		1st FG%	2nd FG%	
22	Kalib Boone	F 26:48	2-5	0-0	2-4	2	3	5	2	2	6	1	2	0	0	1	9	3PT%	5-11 45.5%
33	Moussa Clisse	C 28:36	1-2	0-0	1-2	3	9	12	1	2	3	0	2	0	3	0	3	3PT%	1-5 100%
0	Avery Anderson, III	G 27:37	1-5	0-4	6-6	0	5	5	3	4	0	2	4	0	0	0	5	2nd FG%	9-22 36.4%
1	Bryce Thompson	G 33:45	7-17	5-9	0-0	0	1	1	0	1	19	5	4	0	0	2	8	3PT%	4-12 33.3%
51	John-Michael Wright	G 32:38	5-10	4-7	2-2	0	6	6	1	1	16	1	2	1	0	0	14	3PT%	7-10 70%
23	Tyreek Smith	15:20	3-3	0-0	1-1	0	2	2	2	1	7	1	1	0	1	0	2	GM FG%	19-48 39.6%
13	Quion Williams	09:14	0-2	0-1	0-0	1	0	1	2	0	0	1	0	0	0	0	-7	3PT%	9-23 39.1%
2	Chris Harris Jr.	18:05	0-2	0-1	0-0	1	0	1	1	2	0	0	0	1	0	16	3PT%	12-15 80.0%	
4	Woody Newton	05:57	0-2	0-1	0-0	0	2	1	0	0	0	0	1	0	0	0		Dead End Rebounds: 2	
Team						0	0	0	0	0	0	0	0	0	0	0			
Totals			19-48	9-23	12-15	7	28	35	13	13	59	14	6	4	3	10			
Total Rebounds: 34																			
Total Fouls: 34																			

Technical Fouls: NONE

Wichita St. - #5

Records: 6-9

Oklahoma RHP: Ralston, Morgan Polgreen, Owen Scott

NO.	Name	Min	FG	3P	FT	OR	DR	TOT	PF	FD	TP	AS	TO	ST	BS	BA	+/
11	Kenny Ponto	F 25:27	1-4	0-3	0-2	0	1	1	2	1	2	1	1	0	0	0	-13
23	Qua Okator	F 19:29	1-6	0-2	2-2	1	0	1	0	1	4	0	0	0	0	1	-6
3	Craig Porter Jr.	G 36:38	7-13	0-2	0-0	1	6	7	1	1	14	1	2	3	1	2	-10
5	Jaron Pierre Jr.	G 26:14	2-9	1-6	0-0	0	2	2	2	1	5	1	1	1	0	0	-6
10	Jaykwon Walton	G 31:20	2-6	0-2	2-2	0	3	3	3	2	6	0	2	0	0	1	-10
33	James Rojas	20:31	3-5	0-2	1-3	1	4	5	3	4	7	0	3	0	0	0	-4
12	Melvin Flanagan	16:36	2-6	0-3	5-6	1	1	2	1	3	9	1	0	1	0	0	12
15	Quincy Ballard	14:33	1-1	0-0	0-0	1	4	5	0	2	0	0	1	1	0	0	3
1	Xavier Bell	09:12	0-2	0-1	0-0	0	1	1	1	0	0	0	2	0	0	0	-16
Team						0	0	0	0	0	0						
Totals			19-52	1-21	10-15	5	22	27	13	13	49	4	11	6	3	4	-10

1st FG%	10-28	35.7%
2nd FG%	1-12	8.3%
3rd FG%	5-6	62.5%
FT%	9-24	37.5%
3PM	0-9	0.0%
3PTM	5-7	71.4%
GM FG%	19-52	36.5%
3PM FG%	1-21	4.8%
FT%	10-15	66.7%

Dead Ball Rebounds: 2, 1

Technical Fouls: NONE

Technical Fouls: NONE

	OSU	WICH
Biggest lead	14 (2 nd 10:31)	0 (1 st 20:00)
Best Scoring Run	10 (1 st 16:13)	8 (2 nd 16:01)
Lead Changes	0	0
Times Tied	0	0
Time with Lead	38:40	00:00

Points from	OSU	WICH
Turnovers	11	16
Points	18	30
Second Chance	1	8
Fast Breaks	2	8
Bench	7	16

Official Basketball Box Score - Final
A&M-Corpus Christi at Oklahoma St.
 181802 Gallagher-Iba Arena, Stillwater
 12/18/22 10:00 PM CST

Game Time 1:00 PM
 Game Duration: 1:00
 Attendance: 1,007

A&M-Corpus Christi - #5

BOX SCORES

Game 13 • Dec. 31, 2022 • Allen Fieldhouse (Lawrence, Kan.) • Att: 16,300

OKLAHOMA STATE
4/4 KANSAS67
69Official Basketball Box Score - Final
Oklahoma St. at Kansas
1991EB Allen Fieldhouse, Lawrence
12/31/22 North BasketballGame Time 1:19 PM
Season Duration: 8:51
Attendance: 15,990

Oklahoma Doug Wenzel, Rob Hinkle, Brad Smith

Oklahoma St. - 47

Records: 6-5 (2-2)

NO. Name	Min	FG	3P	FT	Rebounds	Fouls	TP	AS	TO	ST	Blocks	±
		M-A	M-A	M-A	OR DR TOT	PF	FD				BS BA	
22 Kalib Boone	F 22:11	1-4	0-0	0-0	2 5 7	1 0	2	2	1	0	1 1	-6
33 Moussa Cisse	C 24:52	2-5	0-0	0-1	3 3 6	1 3	4	2	0	1	2 0	1
0 Avery Anderson, III	G 31:47	1-5	0-3	0-0	0 4 4	0 2	2	2	3	2	0 0	3
1 Bryce Thompson	G 29:14	7-13	7-10	2-2	0 1 1	4 2	23	1	3	0	0 1	0
51 John-Michael Wright	G 33:27	6-15	4-9	3-4	0 4 4	1 4	19	3	4	1	0 0	-2
23 Tyreek Smith	16:09	2-2	0-0	0-1	1 1 2	1 2	4	1	0	0	1 0	-1
2 Chris Harris Jr.	15:29	1-3	1-2	0-0	0 0 0	2 0	3	0	1	0	0 0	-8
4 Woody Newton	10:16	2-5	0-3	1-1	1 2 3	2 2	5	0	0	0	0 0	-3
5 Caleb Asberry	16:35	1-2	1-2	2-2	0 2 2	3 2	5	2	0	0	1 0	6
Team					3 0 3	0	0	2				
Totals		23-54	13-29	8-11	10 22 32	15 17	67	13	13	5	5 2	-2

Technical Fouls: NONE

Kansas - 69

Records: 13-1 (2-2)

NO. Name	Min	FG	3P	FT	Rebounds	Fouls	TP	AS	TO	ST	Blocks	±
		M-A	M-A	M-A	OR DR TOT	PF	FD				BS BA	
10 Jalen Wilson	F 35:41	7-17	3-8	3-5	1 3 4	1 5	20	2	1	0	1 1	4
24 KJ Adams, Jr.	F 23:22	6-6	0-0	2-3	1 1 4	4 3	14	1	4	1	0 0	-2
3 Dajuan Harris	G 33:23	2-6	2-2	0-0	3 3 3	0 1	6	9	1	1	0 1	2
4 Grady Dick	G 32:47	3-9	2-4	0-0	3 6 9	4 2	8	4	1	1	0 1	-2
15 Kevin McCullar	G 33:02	2-6	2-4	1-2	0 5 5	4 2	7	1	5	2	1 0	6
0 Bobby Pettiford	09:09	1-1	0-0	0-0	1 1 2	0 0	2	0	0	0	0 0	2
3 Zubey Ejoror	09:30	2-4	0-0	0-0	1 2 3	1 1	4	0	0	0	0 1	8
1 Joseph Yesufu	13:33	2-6	2-5	0-0	2 2 2	1 1	6	0	0	0	0 1	1
21 Zach Clemence	04:41	0-0	0-0	0-0	0 0 0	0 0	0	0	0	0	0 0	1
11 MJ Rice	02:24	0-0	0-0	0-0	0 0 0	0 0	0	0	0	0	0 0	-5
31 Cam Martin	02:27	1-1	0-0	0-0	1 0 1	1 0	2	0	0	0	0 0	-5
23 Ernest Uden Jr.	00:01	0-0	0-0	0-0	0 0 0	0 0	0	0	0	0	0 0	0
Team					1 1 2	0	0	0				
Totals		28-56	11-23	6-10	11 24 35	17 15	69	17	12	7	2 5	2

Technical Fouls: NONE

	OSU	KAN
Biggest lead	16 (1 st 0:38)	3 (2 nd 8:17)
Best Scoring Run	8 (1 st 8:15)	11 (2 nd 13:31)
Lead Changes	0	
Times Tied	6	
Time with Lead	27:10	07:57
	OSU	KAN
Points from Turnovers	22	7
Points from Second Chances	16	19
Fast Breaks	6	1
Bench	17	14
	OSU	KAN
1st	45	22
2nd	22	07
TOT	67	08

Game 14 • Jan. 2, 2023 • Gallagher-Iba Arena (Stillwater, Okla.) • Att: 6,134

WEST VIRGINIA
OKLAHOMA STATE60
67Official Basketball Box Score - Final
West Virginia at Oklahoma St.
1/02/23 Gallagher-Iba Arena, Stillwater
12/31/22 North BasketballGame Time 1:03 PM
Season Duration: 8:58
Attendance: 6,134

Oklahoma John Higgins, Garry Pickett, Pablo Pelly

West Virginia - 60

Records: 19-4 (2-2)

NO. Name	Min	FG	3P	FT	Rebounds	Fouls	TP	AS	TO	ST	Blocks	±
		M-A	M-A	M-A	OR DR TOT	PF	FD				BS BA	
1 Emmitt Matthews Jr.	F 15:35	2-3	0-0	4-5	1 2 3	3 3	8	0	2	1	0 0	-9
3 Tre Mitchell	F 40:00	5-12	2-4	4-4	4 3 7	1 6	18	2	2	1	2 2	-7
15 Jimmy Bell Jr.	F 22:30	0-2	0-0	4-8	3 6 9	0 4	4	1	1	0	1 1	-10
0 Kadrian Johnson	G 32:37	0-8	0-2	4-6	0 1 1	4 7	4	1	2	0	0 0	-6
10 Erik Stevenson	G 25:33	7-12	3-7	0-0	0 4 4	5 1	17	2	4	3	0 0	-4
2 Kobe Johnson	08:27	1-2	0-1	0-0	1 0 1	1 0	2	0	1	0	0 0	-3
11 Mohamed Wague	05:30	1-1	0-0	0-0	1 0 1	3 1	2	0	1	0	0 0	-7
14 Seth Wilson	16:18	1-4	0-2	0-0	0 1 1	1 0	2	1	0	1	0 0	5
5 Joe Toussaint	25:12	1-5	0-2	1-2	0 5 5	3 3	2	2	0	0	0 0	1
32 James Okonkwo	01:36	0-0	0-0	0-0	0 0 0	0 0	0	0	0	0	0 0	-1
24 Pat Suernick	06:42	1-3	0-0	0-2	3 1 4	0 1	2	0	0	0	0 0	6
Team					0 1 1	0	0	0				
Totals		19-52	5-18	17-28	13 24 37	21 25	60	9	15	7	2 3	-7

Technical Fouls: Stevenson 2nd 7:17

Oklahoma St. - 67

Records: 6-5 (1-1)

NO. Name	Min	FG	3P	FT	Rebounds	Fouls	TP	AS	TO	ST	Blocks	±
		M-A	M-A	M-A	OR DR TOT	PF	FD				BS BA	
22 Kalib Boone	F 27:13	5-6	0-0	0-0	1 5 6	3 2	10	0	1	0	0 0	3
33 Moussa Cisse	C 10:32	3-5	0-0	0-0	0 3 3	2 0	6	0	0	1	1 0	8
0 Avery Anderson, III	G 21:23	6-10	0-2	1-1	0 5 5	5 1	13	2	5	0	0 0	10
1 Bryce Thompson	G 33:40	5-14	2-5	3-6	0 1 1	3 6	15	1	1	1	0 0	0
51 John-Michael Wright	G 33:05	4-7	2-4	1-2	0 1 1	3 2	11	4	5	1	0 0	6
2 Chris Harris Jr.	09:50	0-3	0-2	0-0	0 2 2	0 1	0	0	1	2	0 0	-2
23 Tyreek Smith	25:34	0-0	0-0	4-4	2 4 6	3 3	4	0	1	0	2 0	0
5 Caleb Asberry	18:50	1-3	1-3	3-4	0 2 2	2 3	6	0	0	0	0 0	-1
4 Woody Newton	08:11	0-1	0-0	0-0	2 0 2	1 1	0	0	0	0	0 0	-1
13 Quion Williams	08:44	1-3	0-0	0-0	0 1 1	3 0	2	1	0	0	0 2	1
25 Bernard Kouma	02:28	0-0	0-0	0-0	0 0 0	0 0	1	0	0	0	0 0	1
Team					1 0 1	0	0	0				
Totals		25-52	5-16	12-17	6 24 30	25 20	67	8	14	5	3 2	7

Technical Fouls: NONE

	WVU	OSU
Biggest lead	3 (2 nd 0:30)	13 (2 nd 18:48)
Best Scoring Run	2 (2 nd 11:45)	8 (2 nd 18:47)
Lead Changes	2	
Times Tied	1	
Time with Lead	03:25	34:45
	WVU	OSU
Points from Turnovers	19	12
Points from Second Chances	8	12
Fast Breaks	8	6
Bench	11	12
	WVU	OSU
1st	22	35
2nd	38	80
TOT	60	67

Game 15 • Jan. 7, 2023 • Gallagher-Iba Arena (Stillwater, Okla.) • Att: 7,358

6/6 TEXAS
OKLAHOMA STATE56
46Official Basketball Box Score - Final
Texas at Oklahoma St.
1/07/23 Gallagher-Iba Arena, Stillwater
12/31/22 North BasketballGame Time 11:09 AM
Season Duration: 8:55
Attendance: 7,358

Oklahoma Gary Norwood, Marques Phillips, Jay Dawes

Texas - 56

Records: 13-1 (2-2)

NO. Name	Min	FG	3P	FT	Rebounds	Fouls	TP	AS	TO	ST	Blocks	±
		M-A	M-A	M-A	OR DR TOT	PF	FD				BS BA	
0 Timmy Allen	F 30:21	3-8	0-2	5-6	1 5 6	1 5	11	2	3	0	1 1	7
1 Dylan Disu	F 19:07	2-5	1-1	1-2	0 3 3	4 2	6	0	2	0	1 1	0
23 Dillon Mitchell	F 29:49	2-6	0-0	0-0	3 9 12	1 0	4	0	1	3	0 4	7
4 Tyrese Hunter	G 27:19	1-8	0-3	3-4	2 4 6	1 2	5	0	3	2	0 3	12
5 Marcus Carr	G 38:21	4-11	2-5	2-2	0 1 1	0 3	12	4	3	0	0 1	12
32 Christian Bishop	13:12	2-5	0-0	2-3	1 2 3	4 4	8	0	0	0	0 2	-4
2 Arterio Morris	10:19	0-2	0-2	0-0	0 0 0	1 0	0	0	1	0	0 0	-2
10 Sir Jafari Rice	17:28	1-6	0-3	2-2	0 1 1	4 2	4	1	1	2	0 0	8
30 Brock Cunningham	14:06	2-3	2-2	2-2	3 1 4	3 2	8	0	0	0	0 0	10
Team					2 1 3	0	0	1				
Totals		17-54	5-18	17-21	12 27 39	19 20	58	7	15	10	1 12	10

Technical Fouls: NONE

Oklahoma St. - 46

Records: 6-5 (1-1)

NO. Name	Min	FG	3P	FT	Rebounds	Fouls	TP	AS	TO	ST	Blocks	±
		M-A	M-A	M-A	OR DR TOT	PF	FD				BS BA	
22 Kalib Boone	F 34:13	6-9	0-1	4-4	4 6 10	3 4	16	1	3	1	6 0	-7
23 Tyreek Smith	F 23:09	0-2	0-0	0-0	1 1 2	3 0	0	0	2	1	3 0	-2
0 Avery Anderson, III	G 24:22	2-9	0-3	1-4	1 1 2	2 5	5	1	1	0	0 1	-1
1 Bryce Thompson	G 26:54	1-5	1-2	2-3	0 1 1	1 3	5	0	2	0	0 0	-1
51 John-Michael Wright	G 29:45	2-9	2-7	1-1	0 2 2	1 1	7	1	4	0	0 0	-15
2 Chris Harris Jr.	13:36	1-3	1-3	0-0	0 0 0	0 0	3	1	0	2	1 0	-6
4 Woody Newton	12:59	0-1	0-0	3-5	1 3 4	4 4	3	0	1	0	0 0	-5
5 Caleb Asberry	22:33	2-6	2-5	0-2	1 4 5	1 1	6	3	2	0	1 0	-8
13 Quion Williams	10:39	0-2	0-0	1-2	0 4 4	2 3	1	1	1	1	0 0	-4
25 Bernard Kouma	01:48	0-0	0-0	0-0	0 1 1	0 0	0	0	0	0	0 0	-1
Team					1 3 4	0	0	2				
Totals		14-46	6-21	12-21	9 26 35	20 19	46	8	18	5	12 1	-10

Technical Fouls: NONE

	TEXAS	OSU
Biggest lead	10 (2 nd 18:47)	1 (1 st 17:28)
Best Scoring Run	8 (2 nd 3:26)	8 (2 nd 10:39)
Lead Changes	4	
Times Tied	2	
Time with Lead	36:25	00:58
	TEXAS	OSU
Points from Turnovers	11	8
Points from Second Chances	16	14
Fast Breaks	16	12
Bench	3	3
	TEXAS	OSU
1st	32	24
2nd	24	08
TOT	56	46

Game 16 • Jan. 10, 2023 • Bramlage Coliseum (Manhattan, Kan.) • Att: 11,000

OKLAHOMA STATE
11/13 KANSAS STATE57
65Official Basketball Box Score - Final
Oklahoma St. at Kansas St.
1/10/23 Bramlage Coliseum, Manhattan
12/31/22 North Basketball

Game Time 10:03

BOX SCORES

Game 17 • Jan. 14, 2023 • Ferrell Center (Waco, Texas) • Att: 9,616

OKLAHOMA STATE	58
BAYLOR	74

Official Basketball Box Score - Final
Oklahoma St. at Baylor
OU/MSU Ferrell Center, Waco, Texas
12:00-01 North Standalone

Game Time 2:07 PM
Game Duration: 2:07
Attendance: 9,616

Oklahoma St. - 58

Records: 9-9 (5-9)

														Shooting By Period		
NO.	Name	Min	FG M-A	3P M-A	FT M-A	Rebounds OR DR TOT	Fouls PF	TP	AS	TO	ST	Blocks BS BA	±			
22	Kaleb Boone	F 17:48	3-4	0-0	2-3	2 1 3	4 5	8	0	1	0	1	0	-8		
23	Tyreek Smith	F 28:12	2-4	0-0	0-0	3 2 5	2 1	4	1	1	0	1	0	-14		
0	Avery Anderson, III	G 30:34	5-12	0-3	1-3	0 2 2	1 2	11	3	1	0	0	0	-22		
1	Bryce Thompson	G 20:53	4-10	1-4	0-0	0 1 1	2 0	9	0	2	0	0	0	-10		
51	John-Michael Wright	G 18:42	0-5	0-0	0-0	0 0 0	4 1	0	1	0	0	0	0	-7		
4	Woody Newton	18:32	2-7	1-5	2-2	1 5 6	3 2	7	1	1	1	1	1	-1		
5	Caleb Asberry	33:13	5-12	4-11	0-0	0 7 7	1 3	14	2	0	1	2	0	2		
2	Chris Harris Jr.	12:32	0-2	0-0	0 2 2	1 0 0	1 1	2	0	0	0	0	0	-10		
13	Quion Williams	17:29	2-4	1-3	0-0	0 1 1	1 0	5	0	1	2	0	1	0		
25	Bernard Kouma	02:05	0-0	0-0	0-0	0 0 0	0 0	0	0	0	0	0	0	-5		
Team						2 1 3				0	0					
Totals			23-60	7-33	5-9	8 22 30	19 14	58	12	10	2	6	1	-16		
														1st FG 10-31 32.3%		
														2nd FG 3-20 15.0%		
														3rd FG 6-25 24.0%		
														4th FG 13-26 46.9%		
														5th FG 4-13 30.8%		
														FT 56 83.3%		
														GM FG 23-60 38.3%		
														FT 56 83.3%		
														Dead Ball Rebounds: 2		
														FT% 56 62.5%		

Technical Fouls: NONE

Baylor - 74

Records: 19-6 (9-6)

														Shooting By Period				
NO.	Name	Min	FG	3P	FT	Rebounds	Fouls	TP	AS	TO	ST	Blocks	±	1st	FG%	11-25	44.0%	
			M-A	M-A	M-A	OR DR TOT	PF	FD				BS BA		3PT%	8-15	53.3%		
0	Flo Thumbe	F 21:51	3-7	0-0	6-6	1 3 4	2 3	12	1	2	1	0	1	25	FT%	9-10	90%	
11	Jalen Bridges	F 24:53	5-7	1-3	1-2	2 6 8	2 2	12	1	1	0	1	0	21				
1	Keyonte George	G 29:56	2-8	2-5	2-5	2 6 8	1 5	8	5	0	0	0	2	26	2nd	FG%	14-29	48.3%
4	LJ Crier	G 35:05	6-9	4-5	0-0	0 2 2	0 1	16	2	1	0	0	0	20	3PT%	1-9	11.1%	
10	Adam Flagler	G 32:24	2-5	2-4	5-6	0 1 1	2 3	11	8	3	1	0	0	30	FT%	6-12	50%	
3	Dale Bonner	03:29	0-1	0-1	0-0	0 0 0	0 0	0	0	0	0	0	0	-9	GM	FG%	25-54	46.3%
13	Langston Love	16:48	1-6	0-4	0-0	0 2 2	0 2	0	1	0	0	0	0	-9	3PT%	9-24	37.5%	
15	Josh Olanrewaju	17:00	3-6	0-0	1-2	1 2 3	3 2	7	0	1	0	0	2	-4	FT%	15-22	68.2%	
33	Caleb Lohner	15:07	3-4	0-1	0-1	1 5 6	2 3	6	1	1	0	0	0	-5	Dead Ball Rebounds: 2			
2	Jake Younk	01:09	0-1	0-1	0-0	0 0 0	0 0	0	0	0	0	0	0	-5				
5	Jordan Turner	01:39	0-0	0-0	0-0	1 0 1	0 0	0	0	0	0	0	0	-5				
32	Zach Loveday	01:09	0-0	0-0	0-0	0 0 0	0 0	0	0	0	0	0	0	-5				
Team						3 3 6				0	1							
Totals			25-54	9-24	15-22	11 30 41	14 19	74	18	11	2	1	6	16				

Technical Fouls: NONE

OSU	BAY
Biggest lead	0 (1 st 20:00) 25 (2 nd 6:48)
Best Scoring Run	10 (1 st 10:24) 19 (1 st 16:19)
Lead Changes	0
Times Tied	0
Time with Lead	00:00 39:43

Game Notes: OSU's Personal Fouls of 28 seconds: 1st 11:00 OSU 5 • Last year at 11 minutes 18 seconds: 18 minutes: 0 •

Game 19 • Jan. 21, 2023 • Gallagher-Iba Arena (Stillwater, Okla.) • Att: 6,656

12/12 IOWA STATE	59
OKLAHOMA STATE	61

Official Basketball Box Score - Final
Iowa St. at Oklahoma St.
OU/MSU Gallagher-Iba Arena, Stillwater
12:00-01 North Standalone

Game Time 1:07 PM
Game Duration: 2:06
Attendance: 6,656

Iowa St. - 59

Records: 14-6 (9-6)

NO.	Name	Min	FG		3P		FT		Rebounds		Fouls		TP	AS	TO	ST	Blocks		4+	Shooting By Period			
			M-A	B-A	M-A	B-A	M-A	B-A	OR	DR	TOT	PF					FD	BS		BA	1st	FG%	16-39
21	Oaun Osumnyi	C 23:28	7-15	0-1	1-4	4	3	7	1	2	15	0	1	0	3	1	5			3PT%	1-6	16.7%	
2	Caleb Grill	G 17:11	0-1	0-1	0-0	1	2	3	2	0	0	0	0	0	0	0	6			3PT%	2-2	100%	
3	Tamin Lipeey	G 22:45	3-6	0-0	2-3	1	0	1	3	2	8	3	0	2	0	0	-2			3PT%	9-24	37.5%	
13	Jaren Holmes	G 36:59	3-13	0-1	2-2	3	4	7	2	2	8	6	4	0	0	1	1			3PT%	1-3	33.3%	
22	Gabe Kalscheur	G 40:00	5-13	2-4	2-3	1	1	2	1	3	14	1	0	0	0	1	2			3PT%	5-10	50%	
0	The King	29:52	5-10	0-2	0-0	2	6	8	5	2	10	0	1	4	0	0	-2			GM FG%	25-63	39.7%	
12	Robert Jones	11:42	1-4	0-0	0-0	2	0	2	3	1	2	1	1	0	0	2	1			3PT%	2-9	22.2%	
4	Demarion Watson	14:03	0-0	0-0	0-0	1	4	5	4	0	0	0	1	0	0	0	-9			FT%	7-12	58.3%	
24	Hason Ward	04:50	1-1	0-0	0-0	0	0	0	2	0	2	0	0	0	0	1	-7						
Team									0	4	4				0	2				Dead Ball Rebounds: 2, 9			
Totals			25-63	2-9	7-12	15	24	39	23	12	59	11	10	6	5	6	-2						

Technical Fouls: NONE

Oklahoma St. - 61

Records: 19-6 (9-6)

NO.	Name	Min	FG	3P	FT	Reb		Fouls	TP	AS	TO	ST	Blocks	±						
			M-A	M-A	M-A	OR	DR	TOT	PF	FD					BS	BA				
Shooting By Percentage																				
4	Woody Newton	F 27:26	3-6	2-4	1-2	0	6	6	1	2	9	1	0	1	0	3	1st	FG% 7-23	30.4%	
22	Kaleb Boone	F 18:18	4-9	0-0	5-6	1	1	2	1	3	13	1	0	0	1	3	2	3rd	3P% 3-11	27.3%
0	Avery Anderson, III	G 36:15	5-9	2-3	6-9	0	3	3	2	9	18	5	8	0	0	3	2	3rd	FT% 6-9	66.7%
1	Bryce Thompson	G 09:31	0-1	0-1	1-2	0	0	0	2	1	1	0	2	0	0	0	-14	2nd	FG% 11-18	61.1%
51	John-Michael Wright	G 25:20	3-6	2-4	0-0	0	1	1	1	8	2	1	0	0	0	0	8	3rd	FT% 6-10	60.0%
23	Tyreek Smith	07:17	0-0	0-0	0-0	0	3	3	2	0	0	0	0	0	2	0	1	1st	FT% 8-15	53.3%
5	Caleb Asberry	33:42	2-5	2-4	1-3	1	5	6	2	4	7	2	2	0	0	0	9	GM FG%	18-41	43.9%
33	Moussa Cisse	14:07	0-0	0-0	0-0	0	3	3	1	0	0	0	0	0	1	0	0	3rd	3P% 19-41	46.3%
13	Quion Williams	12:34	0-1	0-0	0-0	0	0	0	1	0	0	0	0	0	1	0	0	1st	FT% 16-25	57.1%
2	Chris Harris Jr.	15:30	1-4	1-4	2-2	1	0	1	1	5	1	1	0	0	0	0	0	Dead End Rebound: 1		
Team						1 3 4						0	1							
Totals			16-41	9-21	16-28	6 25 31			12	23	61	12	16	3	6	5	2			

Technical Fouls: NONE

ISU	OSU
Biggest lead	18 (1 st 8:01) 3 (2 nd 1:42)
Best Scoring Run	7 (1 st 12:30) 9 (2 nd 12:17)
Lead Changes	1
Times Tied	4
Time with Lead	36:59 02:45

Game 18 • Jan. 18, 2023 • Gallagher-Iba Arena (Stillwater, Okla.) • Att: 10,789

OKLAHOMA	56
OKLAHOMA STATE	72

Official Basketball Box Score - Final
Oklahoma St. at Oklahoma St.
OU/MSU Gallagher-Iba Arena, Stillwater
12:00-01 North Standalone

Game Time 2:07 PM
Game Duration: 2:06
Attendance: 10,789

Oklahoma St. - 56

Records: 17-7 (9-6)

NO.	Name	Min	FG	3P	FT	Rebounds	Fouls	TP	AS	TO	ST	Blocks	Shooting % by Period				
													FT%	3P%			
1	Jalen Hill	F 34:48	3-8	0-1	2-2	1 5 6	3	2	8	0	1	0	0	-12	FT%	2-6 33.3%	
35	Tanner Groves	F 27:17	2-9	0-1	0-0	0 11 11	3	0	4	1	1	0	1	4	-15	FT%	4-6 66.7%
12	Milos Uzan	G 32:15	4-7	0-0	0-0	0 4 4	2	0	8	1	4	1	0	1	-22	FT%	11-27 40.7%
25	Grant Sherfield	G 33:14	5-13	1-4	4-6	0 2 2	1	7	15	4	4	1	0	1	-12	3P%	2-9 22.2%
34	Jacob Groves	G 21:19	4-8	2-4	0-0	0 0 0	0	1	1	0	1	0	0	0	-6	FT%	2-2 100%
10	Sam Godwin	10:52	1-2	0-0	0-0	1 1 2	2	1	2	0	0	0	1	0	4	GM FG%	23-56 41.1%
14	Bijan Cortes	17:59	2-3	0-0	0-0	0 1 1	1	0	4	2	0	0	0	0	-9	3P%	4-15 26.7%
22	CJ Noland	20:51	1-4	1-4	0-0	0 4 4	1	1	3	1	0	0	0	0	-6	FT%	5-6 83.3%
3	Otega Oweh	01:25	1-2	0-0	0-0	1 1 2	2	0	2	0	2	1	0	0	-2		
Team						0 0 0				0	2						Dead Ball Rebound: 4
Totals			23-56	4-15	6-8	3 29 32	16	12	56	11	14	3	3	7	-16	Technical Fouls: NONE	

Technical Fouls: NONE

Oklahoma St. - 72

Records: 19-6 (9-6)

NO.	Name	Min	M-A	M-A	OR	DR	TOT	PF	FD	TP	AS	TO	ST	Blocks	±		
			M-A	M-A	M-A	M-A	M-A	M-A	M-A	M-A	M-A	M-A	M-A	M-A	M-A		
4	Woody Newton	F 27:52	4-6	2-3	2-4	1	4	5	0	2	12	0	0	1	1	0	12
22	Kaleb Boone	F 25:30	7-11	0-0	1-2	2	5	7	2	2	15	0	2	1	5	0	29
0	Avery Anderson, III	G 28:54	4-15	0-3	6-9	0	3	3	3	6	14	5	0	1	0	3	24
1	Bryce Thompson	G 37:24	7-12	3-3	2-2	0	9	9	1	3	19	4	1	0	0	0	22
51	John-Michael Wright	G 20:11	2-9	1-5	0-0	0	0	0	0	1	5	1	0	0	0	0	-3
5	Caleb Asberry	28:04	2-3	1-2	0-0	0	5	5	4	0	5	2	1	1	0	0	6
23	Tyreek Smith	11:34	0-4	0-0	0-0	3	0	3	1	2	0	1	1	1	0	0	-11
13	Quion Williams	12:08	1-2	0-0	0-0	1	0	1	1	0	2	0	1	0	0	0	-4
33	Moussa Cisse	02:09	0-0	0-0	0-0	0	1	1	0	0	0	0	0	0	0	0	-1
2	Chris Harris Jr.	03:06	0-1	0-1	0-0	0	0	0	0	0	0	0	0	0	0	0	-4
12	Naz Brown	00:47	0-0	0-0	0-0	0	0	0	0	0	0	0	0	0	0	0	-2
15	Carson Sager	00:47	0-0	0-0	0-0	0	0	0	0	0	0	0	0	0	0	0	-2
25	Bernard Kouma	00:47	0-0	0-0	0-0	0	0	0	0	0	0	0	0	0	0	0	-1
35	Weston Church	00:47	0-0	0-0	0-0	0	0	0	0	0	0	0	0	0	0	0	-1
Team						2	1	3		0	0						

1st FG% 10-32 31.3%

3PT% 1-7 14.3%

FT% 3-4 75%

2nd FG% 17-31 54.8%

3PT% 6-10 60.0%

FT% 8-13 61.5%

GM FG% 27-63 42.9%

3PT% 7-17 41.2%

FT% 11-17 64.7%

Feed Ball Rebound: 4

BOX SCORES

Game 21 • Jan. 28, 2023 • Gallagher-Iba Arena (Stillwater, Okla.) • Att: 9,973

OKLAHOMA STATE

82

OLE MISS

60

Official Basketball Box Score - Final
Ole Miss at Oklahoma St.
01/28/23 Gallagher-Iba Arena, Stillwater
2022-23 Men's BasketballGame Time: 7:00 PM
Game Duration: 2:05
Attendance: 9,973

Officials: Gerry Polard, Bret Smith, Chance Moore

Ole Miss - 60

Record: 9-12

NO. Name	Min	FG M-A	3P M-A	FT M-A	Rebounds OR DR TOT	Fouls PF FD	TP	AS	TO	ST	Blocks BS BA	+/
00 Jayveous McKinnis	F 17:20	2-4	0-0	2-2	4 2 6	5 3	6	0	0	0	1 0	-6
3 Myles Burns	F 27:58	3-10	1-3	2-3	3 2 5	1 3	9	1	2	3	0 0	-9
4 Jaemyn Brakefield	F 34:58	4-9	1-3	3-3	2 3 5	0 3	12	1	0	3	1 1	-22
1 Amaree Abram	G 31:57	4-13	1-4	0-0	1 1 2	2 2	1 9	2	1	0	0 0	-17
5 James White	G 13:23	1-3	0-1	0-0	0 2 2	2 1	2	1	1	0	1 1	-7
2 TJ Caldwell	27:43	5-14	2-5	0-0	1 1 2	1 0	12	1	2	2	0 2	-12
14 Tye Fagan	21:10	2-6	0-3	1-1	0 1 1	1 1	5	0	0	0	0 0	-22
21 Robert Allen	11:23	0-1	0-0	1-2	0 1 1	1 5	1	0	1	0	0 0	-2
10 Theo Akwuba	12:39	2-4	0-0	0-0	1 1 2	4 0	4	0	0	0	1 1	-11
33 Josh Mbaila	01:29	0-0	0-0	0-0	0 0 0	0 0	0	0	0	0	0 0	-2
Team					2 1 3		0		1			
Totals		23-64	5-19	9-11	14 15 29	21 13	60	6	8	8	4 5	-22

Technical Fouls: NONE

Shooting By Period	1st	2nd	3rd	4th	OT
FG%	10-31 32.3%	5-12 41.7%	2-2 100%	13-33 39.4%	0-7 0.0%
3PT%	1-3 33.3%	0-0 0.0%	0-0 0.0%	1-3 33.3%	0-0 0.0%
FT%	2-2 100%	2-2 100%	2-2 100%	2-2 100%	0-0 0.0%
GM FG%	23-64 35.9%	5-19 26.3%	9-11 81.8%		
Dead Ball Rebounds:	1, 0				

Oklahoma St. - 82

Record: 12-9

NO. Name	Min	FG M-A	3P M-A	FT M-A	Rebounds OR DR TOT	Fouls PF FD	TP	AS	TO	ST	Blocks BS BA	+/
4 Woody Newton	F 22:33	5-6	1-2	1-1	0 2 2	4 2	12	0	0	0	1 0	19
22 Kalib Boone	F 21:39	6-6	0-0	6-8	1 3 4	2 6	18	1	1	1	1 0	14
0 Avery Anderson, III	G 22:09	3-5	0-1	11-11	1 2 3	2 6	17	2	6	1	0 0	18
1 Bryce Thompson	G 31:58	3-11	1-5	0-0	0 1 1	1 1	7	3	0	1	0 1	24
51 John-Michael Wright	G 28:01	4-7	2-4	0-0	0 5 5	2 1	10	1	3	0	0 1	16
5 Caleb Asberry	24:42	2-6	1-3	1-1	0 4 4	0 2	6	2	2	0	0 1	10
2 Chris Harris Jr.	12:42	1-3	0-1	0-0	0 1 1	1 0	2	0	0	0	0 0	-2
13 Quion Williams	17:55	2-3	1-1	0-0	3 3 6	1 0	5	0	1	0	1 0	3
23 Tyreek Smith	10:49	1-2	0-0	2-2	0 3 3	0 1	4	0	0	0	1 0	12
33 Moussa Cisse	07:32	0-2	0-0	1-2	2 2 4	0 2	1	0	0	0	1 1	-4
Team					4 2 6		0		0			
Totals		27-51	6-17	22-25	11 28 39	13 21	82	10	13	3	5 4	22

Technical Fouls: NONE

OM	OSU
Biggest lead	0 (1st 20:00) 22 (2nd 1:16)
Best Scoring Run	8 (2nd 10:04) 9 (2nd 14:03)
Lead Changes	0
Times Tied	1
Time with Lead	00:00 38:25
Points from Turnovers	13 13
Paint	30 36
Second Chance	9 12
Fast Breaks	13 7
Bench	22 18

Period by Period Scoring	1st	2nd	TOT
OM	27	33	60
OSU	38	44	82

Game 23 • Feb. 4, 2023 • Gallagher-Iba Arena (Stillwater, Okla.) • Att: 9,581

OKLAHOMA STATE

79

TCU

73

Official Basketball Box Score - Final
TCU at Oklahoma St.
02/04/23 Gallagher-Iba Arena, Stillwater
2022-23 Men's BasketballGame Time: 1:00 PM
Game Duration: 2:03
Attendance: 9,581

Officials: Kipp Kassing, Rick Crawford, Marques Pettig

TCU - 73

Record: 17-6 (4-4)

NO. Name	Min	FG M-A	3P M-A	FT M-A	Rebounds OR DR TOT	Fouls PF FD	TP	AS	TO	ST	Blocks BS BA	+/
2 Emanuel Miller	F 34:56	7-13	1-2	2-2	1 3 4	4 2	17	2	2	0	0 1	-4
5 Chuck O'Bannon	F 29:58	3-9	2-8	3-4	0 0 0	4 3	11	2	1	3	2 0	-6
12 Xavier Cork	F 15:22	0-1	0-0	0-0	0 1 1	4 0	0	0	1	0	1 0	-18
10 Damion Baugh	G 37:45	3-12	0-3	6-7	0 6 6	2 4	12	5	2	3	0 1	-9
13 Shahada Wells	G 29:46	5-10	2-4	2-2	0 4 4	1 3	14	2	3	4	0 2	2
0 Micah Peavy	10:02	1-3	0-1	0-0	1 2 3	2 0	2	0	3	0	1 0	0
21 JaKobe Coles	19:01	6-10	1-1	2-2	3 1 4	2 1	15	2	1	0	0 0	6
11 Rondel Walker	12:29	0-3	0-3	0-0	0 1 1	0 0	0	2	0	0	0 0	-5
25 Souleymane Dombia	10:41	1-1	0-0	0-0	1 2 3	0 2	2	0	0	1	0 0	4
Team					2 1 3		0		2			
Totals		26-62	6-22	15-17	8 21 29	19 15	73	15	15	11	4 4	-6

Technical Fouls: Team 1st0:27

Shooting By Period	1st	2nd	3rd	4th	OT
FG%	11-29 37.9%	1-10 10.0%	6-6 100%	15-33 45.5%	5-12 41.7%
3PT%	1-10 10.0%	0-0 0.0%	0-0 0.0%	1-3 33.3%	1-1 50.0%
FT%	2-2 100%	2-2 100%	2-2 100%	2-2 100%	2-2 100%
GM FG%	26-62 41.9%	6-22 27.3%	15-17 88.2%		
Dead Ball Rebounds:	2, 1				

Oklahoma St. - 79

Record: 14-9 (5-5)

NO. Name	Min	FG M-A	3P M-A	FT M-A	Rebounds OR DR TOT	Fouls PF FD	TP	AS	TO	ST	Blocks BS BA	+/
4 Woody Newton	F 21:30	1-6	1-2	0-0	1 1 2	4 1	3	2	0	0	0 1	5
22 Kalib Boone	F 27:55	11-15	0-0	3-6	2 4 6	1 5	25	2	1	2	0 0	13
1 Bryce Thompson	G 34:53	2-6	0-3	0-0	0 5 5	0 4	4	3	6	0	0 0	10
5 Caleb Asberry	G 33:11	5-9	3-6	6-7	0 5 5	2 3	19	3	1	1	0 0	5
51 John-Michael Wright	G 36:49	6-10	4-6	1-2	0 3 3	2 2	17	1	3	0	2 2	8
2 Chris Harris Jr.	12:51	0-2	0-1	0-0	0 2 2	0 0	0	2	2	1	0 0	-3
33 Moussa Cisse	21:16	3-6	0-0	0-1	1 5 6	3 2	6	1	1	0	2 1	0
13 Quion Williams	06:20	1-2	0-1	0-0	0 0 0	2 0	2	0	0	1	0 0	-2
23 Tyreek Smith	05:15	1-1	0-0	1-1	1 1 2	1 2	3	0	1	0	0 0	-6
Team					1 1 2		0		1			
Totals		30-57	8-19	11-17	6 27 33	15 19	79	14	16	5	4 4	6

Technical Fouls: NONE

TCU	OSU
Biggest lead	2 (2nd 5:08) 19 (2nd 18:50)
Best Scoring Run	11 (2nd 13:43) 12 (1st 17:27)
Lead Changes	2
Times Tied	3
Time with Lead	00:55 37:41
Points from Turnovers	23 17
Paint	30 42
Second Chance	10 9
Fast Breaks	17 14
Bench	19 11

Period by Period Scoring	1st	2nd	TOT
TCU	29	44	73
OSU	43	36	79

Game 22 • Feb. 1, 2023 • Lloyd Noble Center (Norman, Okla.) • Att: 13,224

OKLAHOMA STATE

71

OKLAHOMA

61

Official Basketball Box Score - Final
Oklahoma St. at Oklahoma
02/01/23 Lloyd Noble Center, Norman
2022-23 Men's BasketballGame Time: 8:00 PM
Game Duration: 2:11
Attendance: 13,224

Officials: Matt Ralston, Devon George, Proton Yolo

Oklahoma St. - 71

Record: 15-6 (4-3)

NO. Name	Min	FG M-A	3P M-A	FT M-A	Rebounds OR DR TOT	Fouls PF FD	TP	AS	TO	ST	Blocks BS BA	+/
4 Woody Newton	F 32:36	2-7	1-4	0-0	3 7 10	4 3	5	1	1	2	0 1	10
22 Kalib Boone	F 17:04	8-10	0-0	2-2	3 1 4	2 4	18	1	2	0	1 0	8
0 Avery Anderson, III	G 26:56	4-11	0-2	4-5	0 1 1	1 2	12	3	2	1	0 0	11
1 Bryce Thompson	G 33:25	4-14	2-4	1-2	2 4 6	2 2	11	5	1	0	0 0	13
51 John-Michael Wright	G 19:55	1-5	0-1	0-1	0 4 4	2 1	2	0	1	4	0 0	8
5 Caleb Asberry	21:54	2-4	1-3	0-0	0 2 2	3 0	5	1	1	0	0 0	0
33 Moussa Cisse	18:16	6-10	0-0	2-2	3 2 5	1 2	18	1	1	0	1 0	4
2 Chris Harris Jr.	06:56	0-2	0-2	0-0	0 1 1	2 0	0	0	0	0	0 0	0
13 Quion Williams	10:29	0-3	0-0	0-0	1 2 3	4 1	0	1	0	0	0 1	4
23 Tyreek Smith	03:44	0-0	0-0	0-0	0 0 0	0 0	0	0	0	0	1 0	0
12 Naz Brown	00:56	0-1	0-0	0-0	0 0 0	0 0	0	0	0	0	0 0	-2
15 Carson Sager	00:56	0-0	0-0	0-0	0 0 0	0 0	0	0	0	0	1 0	-2
25 Bernard Kouma	00:56	0-0	0-0	0-0	0 0 0	1 0	0	0	0	0	0 0	-2
35 Weston Church	00:56	0-0	0-0	0-0	0 0 0	0 0	0	0	0	0	0 0	-2
Team					2 4 6		0		1			
Totals		29-67	4-16	9-12	14 28 42	22 15	71	14	11	8	3 4	10

Technical Fouls: NONE

Oklahoma - 61

Record: 12-9 (2-7)


NO. Name	Min	FG M-A	3P M-A	FT M-A	Rebounds OR DR TOT	Fouls PF FD	TP	AS	TO	ST	Blocks BS BA	+/
1 Jalen Hill	F 33:31	0-6	0-1	5-6	1 4 5	0 3	5	2	1	0	1 2	-17
35 Tanner Groves	F 21:30	3-6	1-2	0-0	1 4 5	3 1	7	0	1	2	2 1	-12
12 Miles Uzan	G 27:36	4-10	1-5	2-2	0 4 4	3 2	11	1	1	0	0 0	-7
25 Grant Sherfield	G 32:41	4-12	3-10	3-5	0 0 0	1 3	14	2	2	1	0 0	-13
34 Jacob Groves	G 13:36	0-2	0-1	0-0	1 1 2	0 1	0	0	2	0	0 0	-1
22 CJ Noland	14:44	1-3	0-2	3-4	1 2 3	1 2	5	0	1	1	0 0	-7
10 Sam Godwin	11:28	1-1	0-0	3-4	0 2 2	2 4	5	0	1	1	1 0	-7
14 Bijan Cortes	24:54	1-3	0-1	3-4	0 3 3	1 2	5	2	1	0	0 0	1
3 Otega Oweh	15:09	2-2	0-0	5-8	2 2 4	3 4	9	0	1	2	0 0	10
0 Benny Schroder	04:51	0-1	0-0	0-0	0 0 0	1 0	0	0	0	2	0 0	3
Team					0 4 4		0		0			
Totals		16-46	5-22	24-33	6 26 32	15 22	61	7	13	7	4 3	-10

Technical Fouls: Coach 2nd13:38

OSU	OKLA
Biggest lead	22 (2nd 8:17) 0 (1st 20:00)
Best Scoring Run	8 (1st 18:18) 7 (2nd 8:12)
Lead Changes	0
Times Tied	0
Time with Lead	38:48 00:00
Points from Turnovers	10 14
Paint	44 22
Second Chance	13 2
Fast Breaks	2 6
Bench	23 24

Period by Period Scoring			
	1st	2nd	TOT
OSU	42	28	71
OKLA	28	33	61

TV/RADIO ROSTER



**0 AVERY
ANDERSON III**

6-3 • 158 • Sr • G
Justin, Texas



**1 BRYCE
THOMPSON**

6-6 • 194 • Jr • G
Tulsa, Okla.



**2 CHRIS
HARRIS JR**

6-2 • 223 • Sr • G
Dallas, Texas



**4 WOODY
NEWTON**

6-9 • 195 • Jr • G
District Heights, Md.



**5 CALEB
ASBERRY**

6-3 • 165 • R-Sr • G
Pflugerville, Texas



**12 NAZ
BROWN**

6-0 • 181 • Fr • G
Fort Worth, Texas



**13 QUION
WILLIAMS**

6-4 • 208 • Fr • G
Jonesboro, Ark.



**15 CARSON
SAGER**

6-4 • 207 • Jr • G
Wichita Falls, Texas



**21 BROOKS
MANZER**

6-3 • 190 • So • G
Edmond, Okla.



**22 KALIB
BOONE**

6-9 • 198 • Sr • F
Tulsa, Okla.




**23 TYREEK
SMITH**

6-9 • 217 • R-Jr • F
Baton Rouge, La.



**25 BERNARD
KOUMA**

6-10 • 240 • Sr • F
N'Djamena, Chad, Africa



**33 MOUSSA
CISSE**

7-1 • 216 • Jr • F
Conakry, Guinea



**35 WESTON
CHURCH**

6-3 • 180 • Jr • G
Fairview, Okla.



**51 JOHN-MICHAEL
WRIGHT**

6-1 • 190 • Sr • G
Fayetteville, N.C.