



OKLAHOMA STATE

BASKETBALL

Communications Contact: Patrick Osborne | patrick.osborne10@okstate.edu | O: 405.744.7756 | C: 405-496-0533

2022-23 Season Details

Overall / Home / Road / Neutral: 8-5 / 5-1 / 2-2 / 1-2

Date: Monday, Jan. 2 (6 PM CT)

Opponent: #24 West Virginia

Series: Tied, 11-11

Watch: ESPNU (Mark Neely & Chris Spatola)

Listen: Cowboy Radio Network

2022-23 Schedule

Date	Opponent	Time/Result	TV
11/3	Ouachita Baptist	W, 85-51	ESPN+
11/7	UTA	W, 77-66	ESPN+
11/10	Southern Ill.	L, 61-60	ESPN+
11/13	@ Oakland	W, 91-62	ESPN+
Bah Mar Hoops			
11/18	UCF	L, 60-56 (OT)	CBSSN
11/20	DePaul	W, 82-78	CBSSN
11/25	Tulsa	W, 82-56	ESPN+
11/27	PVA	W, 78-53	ESPN+
Big 12/Big East Battle			
12/1	#8 @ UConn	L, 74-64	FS1
12/6	Sam Houston	W, 65-51	ESPNU
Basketball Hall of Fame Invitational			
12/11	RV Virginia Tech	L, 70-65	ESPN2
12/17	@ Wichita State	W, 59-49	ESPNU
12/20	Texas A&M CC	W, 81-58	ESPN+
12/31	@ #4 Kansas	L, 69-67	CBS
1/2	#24 WVU	6 PM CT	ESPNU
1/7	#6 Texas	11 AM CT	ESPNU
1/10	@ RV Kansas State	6 PM CT	ESPNU
1/14	@ #12 Baylor	5 PM CT	TBA
1/18	Oklahoma	8 PM CT	ESPNU
1/21	RV Iowa State	1 PM CT	ESPNU
1/24	@ #6 Texas	8 PM CT	LHN
Big 12/SEC Challenge			
1/28	Ole Miss	7 PM CT	ESPN2
2/1	@ Oklahoma	8 PM CT	TBA
2/4	#18 TCU	1 PM CT	ESPN+
2/8	RV Texas Tech	7 PM CT	ESPN+
2/11	@ RV Iowa State	5 PM CT	TBA
2/14	#4 Kansas	8 PM CT	TBA
2/18	@ #18 TCU	1 PM CT	ESPN+
2/20	@ #24 West Virginia	6 PM CT	ESPN2
2/25	RV Kansas State	1 PM CT	ESPNU
2/27	#12 Baylor	8 PM CT	TBA
3/4	@ RV Texas Tech	5 PM CT	ESPN2
3/8	Big 12 Tournament	TBA	TBA

Possible Cowboy Starters



Guard

0 Avery Anderson III | 6-3 | 158 | Sr. | Justin, Texas

Min.	PPG	RPG	APG	BPG	SPG	FG%	3FG%	FT%
29.6	11.4	4.1	3.2	0.4	2.2	40.2	22.0	90.7

• 13th in Big 12 in assists... Leader in free throw percentage... 4th in steals



Guard

51 John-Michael Wright | 6-1 | 190 | Sr. | Fayetteville, N.C.

Min.	PPG	RPG	APG	BPG	SPG	FG%	3FG%	FT%
29.5	10.0	3.3	2.1	--	1.1	39.4	36.4	95.2

• High Point transfer... 12th in Big 12 in three-point shots made... 10.8 points over last 5



Guard

1 Bryce Thompson | 6-6 | 194 | Jr. | Tulsa, Okla.

Min.	PPG	RPG	APG	BPG	SPG	FG%	3FG%	FT%
29.2	12.4	2.5	2.5	0.2	0.5	40.3	40.9	56.0

• 16th in Big 12 in scoring... 10th in three-point shots made... 15.2 points over last 5



Forward

22 Kalib Boone | 6-9 | 198 | Sr. | Tulsa, Okla.

Min.	PPG	RPG	APG	BPG	SPG	FG%	3FG%	FT%
23.2	8.9	5.5	1.5	0.9	0.5	50.6	20.0	82.9

• 14th in Big 12 in rebounds... 8th in blocked shots... 3rd in offensive rebounds



Forward

33 Moussa Cisse | 7-1 | 216 | Jr. | Conakry, Guinea

Min.	PPG	RPG	APG	BPG	SPG	FG%	3FG%	FT%
26.4	8.2	10.5	0.7	2.9	0.5	59.0	--	41.7

• Big 12 leader in rebounds... And blocked shots... 2nd in offensive rebounds

Other Key Cowboys



Guard

5 Caleb Asberry | 6-3 | 165 | R-Sr. | Pflugerville, Texas

Min.	PPG	RPG	APG	BPG	SPG	FG%	3FG%	FT%
22.8	7.6	2.7	1.8	0.2	0.6	38.1	35.4	95.0

• Texas State transfer... 6.0 points in 21.4 minutes off the bench over past 5 games



Forward

23 Tyreek Smith | 6-9 | 217 | RS-Jr. | Baton Rouge, La.

Min.	PPG	RPG	APG	BPG	SPG	FG%	3FG%	FT%
16.1	7.0	3.7	0.4	0.5	0.3	75.0	25.0	60.0

• 7.0 points with 3.0 rebounds off the bench over the past five games



Guard

2 Chris Harris, Jr. | 6-2 | 223 | Sr. | Dallas Texas

Min.	PPG	RPG	APG	BPG	SPG	FG%	3FG%	FT%
12.9	2.8	1.4	1.5	0.1	0.6	31.6	33.3	57.1

• 2.8 points in 14.3 minutes off the bench over the past five games

COACH CAPSULE • ROSTERS

Mike Boynton



• In six seasons at the helm (this year being the sixth), Boynton has compiled an 95-78 record while leading the Cowboys to 20 wins over ranked opponents, including 11 victories over top-10 squads. Notably during the 2021-22 season, he led the Cowboys to the first win in program history over the top-ranked team in the country on the road with a 61-54 win in Waco against the Baylor Bears.

- The author of back-to-back top-25 recruiting classes, OSU's first trip to the Big 12 Championship finals since 2005 and its first NCAA Tournament victory since 2009.

HEAD COACHING RECORD

Year	Record	Big 12	Post
2022-23	8-5 (.615)	0-0	
2021-22	15-15 (.500)	8-10 (.444)	-
2020-21	21-9 (.700)	11-7 (.611)	NCAA 32
2019-20	18-14 (.563)	7-11 (.389)	Canceled
2018-19	12-20 (.375)	5-13 (.278)	-
2017-18	21-15 (.583)	8-10 (.444)	NIT QF
Totals	95-78 (.549)	39-51 (.427)	

AS AN ASSISTANT COACH

Year	School	Role
2016-17	Oklahoma State	Asst. Coach
2013-16	Stephen F. Austin	Asst. Coach
2008-13	South Carolina	Asst. Coach
2007-08	Wofford	Assoc. HC
2005-07	Coastal Carolina	Asst. Coach
2004-05	Furman	Grad. Man.

THE COWBOYS UNDER BOYNTON

vs. Ranked Opponents	20-33
Big 12 Games	39-52
Home Games	58-29
Road Games	23-38
Neutral Games	14-11
Postseason Games	7-5
Leading at Half	77-22
Out-rebounding Opponent	64-25
Forcing 10+ Turnovers	92-62
Scoring 80+ Points	41-6

THE BOYNTON FILE

- Birthday: Jan. 17, 1982
- Hometown: Brooklyn, New York
- Alma Mater: South Carolina, 2003
- Degree: African American Studies
- Playing Career: South Carolina (2001-04)

2022-23 Rosters

NUMERICAL

No.	Name	Pos.	Ht.	Wt.	Class	Hometown
0	Avery Anderson III	G	6-3	158	Sr.	Justin, Texas
1	Bryce Thompson	G	6-6	194	Jr.	Tulsa, Okla.
2	Chris Harris Jr.	G	6-2	200	Sr.	Dallas, Texas
4	Woody Newton	G	6-9	195	Jr.	District Heights, Md.
5	Caleb Asberry	G	6-3	165	Sr.	Pflugerville, Texas
12	Naz Brown	G	6-0	181	Fr.	Fort Worth, Texas
13	Quion Williams	G	6-4	208	Fr.	Jonesboro, Ark.
15	Carson Sager	G	6-4	207	Jr.	Wichita Falls, Texas
21	Brooks Manzer	G	6-3	190	So.	Edmond, Okla.
22	Kalib Boone	F	6-9	198	Sr.	Tulsa, Okla.
23	Tyreek Smith	F	6-9	217	Jr.	Baton Rouge, La.
25	Bernard Kouma	F	6-10	240	Sr.	N'djamena, Chad
33	Moussa Cisse	F	7-1	216	Jr.	Conakry, Guinea
35	Weston Church	G	6-3	180	Jr.	Fairview, Okla.
51	John-Michael Wright	G	6-1	190	Sr.	Fayetteville, N.C.

ALPHABETICAL

No.	Name	Pos.	Ht.	Wt.	Class	Previous School
0	Avery Anderson III	G	6-3	158	Sr.	Northwest HS
5	Caleb Asberry	G	6-3	165	Sr.	Texas State
22	Kalib Boone	F	6-9	198	Sr.	Memorial HS
12	Naz Brown	G	6-0	281	Fr.	Coppell HS
35	Weston Church	G	6-3	180	Jr.	Fairview HS
33	Moussa Cisse	F	7-1	216	Jr.	Memphis
2	Chris Harris Jr.	G	6-2	223	Sr.	South Garland HS
25	Bernard Kouma	F	6-10	240	Sr.	South Plains College
21	Brooks Manzer	G	6-3	190	So.	Edmond Memorial HS
4	Woody Newton	G	6-9	195	Jr.	Syracuse
15	Carson Sager	G	6-4	207	Jr.	Rider HS
23	Tyreek Smith	F	6-9	217	Jr.	Texas Tech
1	Bryce Thompson	G	6-6	194	Jr.	Kansas
13	Quion Williams	G	6-4	208	Fr.	Jonesboro HS
51	John-Michael Wright	G	6-1	190	Sr.	High Point

COACHES

Name	Role	Season at OSU (alma mater)
Mike Boynton, Jr.	Head Coach	Sixth season (South Carolina, 2003)
Terrence Rencher	Assistant Coach	Second Season (Texas, 2007)
Larry Blunt	Assistant Coach	Second Season (James Madison, 2005)
David Cason	Assistant Coach	Second Season (Illinois State, 1996)
Keiton Page	Director of Player Development	11th season (Oklahoma State, 2012)
Scott Sutton	Director of Basketball Admin.	Sixth season (Oklahoma State, 1995)
Mark Mitchell	Strength & Conditioning Coach	Second Season (Eastern Michigan, 2010)
Kris Quintana	Video Coordinator	First Season (St. John's University, 2016)

PRONUNCIATIONS

No.	Name	Pronunciation
5	Caleb Asberry	As-berry
12	Naz Brown	Nah-z
13	Quion Williams	Key-on
22	Kalib Boone	Caleb
25	Bernard Kouma	COO-muh
33	Moussa Cisse	See-Say

GAME NOTES

Facing WVU - Here's The Scout

- Oklahoma State is set to continue conference play Monday when it returns to GIA for the first of two-straight home games to play host to No. 24 West Virginia at 6 p.m. CT. Mark Neely and Chris Spatola will have the call on ESPN while Cowboy fans can listen to Dave Hunziker and John Holcomb on the Cowboy Radio Network or Varsity App.
- West Virginia comes into the 23rd meeting between the two schools with a 10-3 record after dropping its conference opener on the road at Kansas State on Saturday night in overtime. Erik Stevenson has led the way, averaging 13.9 points per game. WVU is 1-2 this year on the road with an impressive 81-56 win at Pittsburgh on Nov. 11.
- The series between the two schools sits at 11-11 as Oklahoma State has won three of the past four dating back to 2021. OSU also won four of the first five games in the series that dates back to 1958. The Cowboys have averaged 71.4 points in the 22 games and are 6-4 overall in the past 10 meetings between the two Big 12 schools.
- West Virginia head coach Bob Huggins was selected to the Naismith Memorial Basketball Hall of Fame in 2022. He ranks second in total victories among active Division I head coaches and has the fourth-most wins in college basketball history among Division I head coaches.
- West Virginia has plenty of experience with Oklahoma State's Avery Anderson III. In seven games against WVU, Anderson has averaged 12.7 points (89 total points) and 4.7 rebounds in 183 minutes of action.

The New Sheriffs In Town

- John-Michael Wright, a High Point transfer, brings experience and poise to the Oklahoma State locker room. In the 2021-22 season, his junior year of eligibility, he played and started in all 32 games for High Point while averaging 34.9 minutes per contest. He shot .410 from the field and .363 from behind the arc as he averaged 18.4 points, 4.4 rebounds and 3.4 assists.
- He finished the year with the eighth-best assist-turnover ratio in the Big South, the ninth-best field goal percentage, had the second-most free throw attempts (third-most made), led the conference in scoring average and had the eighth-most assists.
- Alongside Wright from the transfer ranks is Caleb Asberry from Texas State. He started all 29 games during the 2021-22 season, the only Bobcat to do that, as he led the team in scoring with a career-high 13.6 points and also paced the team in minutes played (847), steals (37), three-pointers made (63).
- Asberry was notably a two-time All-Sun Belt (2021: Third Team, 2022: First Team) selection.
- The lone freshman of the group, Quion Williams, joins the Cowboys from Jonesboro. During his high school career, Williams helped lead his team to two state championships and a 30-3 record.

Early Season Quick Hitters

- Moussa Cisse has dominated through 13 games with five double-doubles to his name so far. The five double-doubles are the second most in the Big 12, only behind Jalen Wilson of Kansas with six. Cisse is four double-doubles away from becoming the first Cowboy since Bryant "Big Country" Reeves to post 10 or more in a season.
- After the Wichita State result, Oklahoma State has now held at least one opponent to less than 50 points in a game in back-to-back seasons for the first time since 2016.
- There have been 17 seasons since the 2000-01 year that OSU had at least one game holding an opponent to less than 50 points while the program has done so in back-to-back seasons 13 times during the stretch.
- Cisse is one of just 14 players in the country averaging at least 10 rebounds per game through the completion of last Wednesday's action.
- OSU has found its stride on the offensive side of the ball over the past five games. The Cowboys have shot .441 from the field and .383 from behind the arc on their way to a 3-2 record. Avery Anderson III has notably gone 13-for-13 at the free throw line.
- Coming into Monday's play Anderson has posted a Big 12-best .907 free throw percentage.
- Over the past five games, Cisse has recorded 11 blocks. The five Cowboy opponents have had just 10 all together.
- Thanks to Cisse and Kalib Boone, OSU comes into the second game of Big 12 play as the only school with two players in the top-8 for blocked shots.

The Upcoming Schedule

- Each of OSU's first three opponents are ranked inside the AP Poll while seven of their first eight are ranked or receiving votes.
- Oklahoma State has a quick turnaround to open Big 12 play, as it gets set to play host to No. 24 West Virginia on Monday night. The series, which dates back to 1958, is tied at 11 as the Cowboys have won three of the past four.
- From there, OSU will welcome No. 6 Texas to GIA before hitting the road to face Kansas State and No. 12 Baylor.
- After the two-game road swing, Oklahoma State is set to return home to play host to Bedlam and in-state rival Oklahoma on Jan. 18.

WVU At A Glance

Record: 10-3, 0-1 Big 12

Leading scorer: Erik Stevenson (13.9)

Leading rebounder: Jimmy Bell, Jr. (5.8)

Leader in assists: Kedrian Johnson (3.6)

Streak coming into game: L1

Record in road games this year: 1-2

Head coach: Bob Huggins, Hall of Famer

Big 12 Standings

School	Big 12	Overall
Kansas	1-0	12-1
Kansas State	1-0	12-1
TCU	1-0	12-1
Texas	1-0	12-1
Iowa State	1-0	10-2
Baylor	0-1	10-3
Texas Tech	0-1	10-3
West Virginia	0-1	10-3
Oklahoma	0-1	9-4
Oklahoma State	0-1	8-5

*AS OF 1/1/23

OSU Vs. The Averages

- UCF - 71.3 points and 37.3 rebounds

vs. OSU - 60 points and 39 rebounds

- DePaul - 70.4 points and 34.2 rebounds

vs. OSU - 78 points and 27 rebounds

- Tulsa - 69.0 points and 33.6 rebounds

vs. OSU - 56 points and 38 rebounds

- PVAMU - 70.5 points and 34.3 rebounds

vs. OSU - 53 points and 25 rebounds

- UConn - 83.6 points and 39.8 rebounds

vs. OSU - 74 points and 35 rebounds

- SHU - 80.5 points and 41.2 rebounds

vs. OSU - 51 points and 22 rebounds

- VA Tech - 75.4 points and 36.2 rebounds

vs. OSU - 70 points and 37 rebounds

- WSU - 66.1 points and 38.1 rebounds

vs. OSU - 49 points and 27 rebounds

- TACC - 78.3 points and 36.5 rebounds

vs. OSU - 58 points and 29 rebounds

- KU - 78.1 points and 38.2 rebounds

vs. OSU - 69 points and 35 rebounds

Dating back to last season, OSU has held 16 of its past 17 opponents under their season scoring average

GAME NOTES

Last Time Out

Dec. 31, 2022 | Lawrence, Kansas | AFH

OKLAHOMA STATE	67
NO. 4 KANSAS	69

QUICK HITTERS

- LAWRENCE, KAN. (AP)** — KJ Adams scored the go-ahead basket with 5.8 seconds left, Kansas stopped Oklahoma State twice at the other end, and the No. 4 Jayhawks came back from 15 down to beat the Cowboys 69-67 on Saturday in the Big 12 opener for both teams.
- Jalen Wilson scored 20 points and Adams finished with 14 to lead the Jayhawks (12-0), who trailed 45-30 at halftime but used a 22-5 run in the opening minutes of the second half to not only wipe out the deficit but take the lead.
- Kansas took a 65-64 lead on Kevin McCullar Jr.'s 3-pointer with 45 seconds left, and Wilson added two free throws a moment later to stretch the lead. But the Cowboys' Bryce Thompson, who began his career at Kansas and matched a career high with 23 points, drilled a 3-pointer with 14.8 seconds left to tie the game at 67.
- The Jayhawks raced up court, got the ball to Adams and he made a nifty lay-in to regain the lead.
- Oklahoma State lost the ball out of bounds at the other end trying to score in transition. With 1.1 seconds on the clock, the Cowboys got the ball to Thompson, whose shot was swatted by Wilson from behind. The final inbound pass with a couple of tenths left was tipped by the Jayhawks, ending the game.
- BOX SCORE:**

Oklahoma State - 67														
Record: 12-1 (1-0)														
NO.	Name	Min	FG	3P	FT	Rebounds	Fouls	PTS	AST	STL	BLK	Shooting By Period		
			1st	2nd	3rd	4th	1st	2nd	3rd	4th	5th	1st	2nd	3rd
22	Kalib Boone	22:11	4-10	0-0	2-2	5	7	10	2	2	1	50.0%	15-20	55.2%
35	Moussa Cisse	24:52	2-5	0-0	1-1	3	6	1	3	4	0	20.0%	10-24	41.7%
0	Avery Anderson III	31:47	1-5	0-0	0-0	4	4	0	2	2	2	20.0%	7-25	28.0%
1	Bryce Thompson	32:14	7-13	2-2	0-1	1	1	4	2	2	1	40.0%	4-11	36.4%
51	John-Michael Wright	33:27	1-15	4-9	3-4	0	4	1	4	19	3	4	10-22	45.5%
23	Tyreek Smith	16:09	2-2	0-0	1-1	2	1	2	4	0	0	100%	22-24	91.7%
2	Chris Harris Jr.	15:29	1-3	1-2	0-0	0	0	2	0	0	0	33.3%	15-20	75.0%
4	Woody Newton	10:16	2-5	0-3	1-1	2	3	2	2	0	0	40.0%	8-11	72.7%
3	Caleb Anthony	16:31	1-2	1-2	2-2	2	3	4	3	0	0	50.0%	1-1	100%
Team			3	0	3	0	0	2	0	0	0			
Totals			23-54	13-20	8-11	10	25	32	19	17	67	13	13	41.7%

Kansas - 69

Record: 12-1 (1-0)

Technical Fouls: NONE

NO.	Name	Min	FG	3P	FT	Rebounds	Fouls	PTS	AST	STL	BLK	Shooting By Period	Team		
			1st	2nd	3rd	4th	1st	2nd	3rd	4th	5th	1st	2nd	3rd	
10	Jalen Wilson	35:41	7-17	3-8	3-5	1	3	4	1	5	2	1	0	1	
26	KJ Adams Jr.	33:22	5-6	0-0	2-2	1	4	4	3	14	1	1	0	0	
3	Dajuan Harris	33:23	2-6	0-0	0-0	3	3	0	1	6	9	1	1	0	
4	Graydon Dick	32:57	5-9	2-4	0-0	5	6	4	2	8	4	1	1	1	
15	Kenn McCullar	33:02	2-6	2-4	1-2	0	5	4	2	7	1	2	1	0	
5	Bobby Pettiford	09:59	1-1	0-0	0-0	1	1	2	0	2	0	0	0	0	
35	Jalen Smith	09:50	2-4	0-0	0-0	1	2	3	1	4	0	0	0	1	
1	Joseph Yessif	13:33	2-6	0-0	0-0	2	2	1	1	6	0	0	0	0	
21	Zach Clemence	04:41	0-0	0-0	0-0	0	0	0	0	0	0	0	0	0	
11	MJ Rice	02:26	0-0	0-0	0-0	0	0	0	0	0	0	0	0	0	
31	Cam Martin	02:27	1-1	0-0	0-0	1	0	1	0	2	0	0	0	0	
20	Ernest Usher Jr.	00:01	0-0	0-0	0-0	0	0	0	0	0	0	0	0	0	
Team			0	0	0	0	0	0	0	0	0	0	0	0	
Totals			30-56	11-20	6-10	11	24	35	17	15	69	17	12	7	5

Technical Fouls: NONE														
Points from Turnovers														
OSU	KAN	OSU	KAN	OSU	KAN	OSU	KAN	OSU	KAN	OSU	KAN	OSU	KAN	OSU
15 (1st 10:38)	3 (2nd 8:17)	18	24	18	24	18	24	18	24	18	24	18	24	18
Best Scoring Run 8 (1st 9:15)	11 (2nd 13:31)	15	10	15	10	15	10	15	10	15	10	15	10	15
Lead Changes 6	Second Chance 15	10	10	15	10	15	10	15	10	15	10	15	10	15
Times Tied 5	Fast Breaks 1	1	1	1	1	1	1	1	1	1	1	1	1	1
Time with Lead 27:16	07:57	15	14	15	14	15	14	15	14	15	14	15	14	15

The Defense Lately

- Has not allowed 30 points in eight of the past 16 halves of action and hasn't let opponents reach that mark in 20 of the past 34 dating back to last season.
- Has held teams to 60 or less points in five of the past eight games and hasn't allowed a team to score 61 or more in eight of their past 15 games dating back to last year.
- Has held teams to less than 40 percent shooting from the field in 14 of its past 15 games dating back to last year and has done so in 18 of their past 22 games. To expand, only four teams (SIU, DePaul, Virginia Tech and Kansas) have shot 38 percent or better this season against the Cowboys. Behind the arc, eight of OSU's 13 foes have shot less than 30 percent this year.
- Has started its success early in its 10 contests as it has held teams to less than 10 points in the first 10 minutes of a game three times this season.

Moussa Is A Monster

- If you only counted his blocks at home (19), Moussa Cisse would still have the second-most blocks in the Big 12 as of Dec. 31. He has recorded at least one block in each of his past 23 games. There have been just three games in his Oklahoma State career in which he did not record at least one block. In his home game against Sam Houston earlier this season, he recorded four blocks. It marked the fourth time this season he recorded four or more blocks and was the eighth time he posted two or more in a game this year.
- Through the first six home games this season, Cisse is averaging a block approximately every 9 minutes of his playing time in Gallagher-Iba Arena.
- As of Thursday, he checked in at No. 6 in KenPom's block percentage rankings only behind Milwaukee's Ahmad Rand, Cal Baptist's Tim Ighoefe, Western Kentucky's Jamarion Sharp, San Jose St. Ibrahimo Diallo and Liam Robbins of Vanderbilt.
- In his last four home games, Cisse has combined to post 43 points, 12 blocks and 46 rebounds.
- It's been tough to keep him off the boards this year, as he has posted 10 or more rebounds in five of his past seven games and has reached the mark in nine of his first 13 games.

Moussa Got Better Last Season - And Here's The Numbers To Show It

- Based on his first 15 games in Stillwater last season, in comparison to the final 15 of last year, the evidence shows Moussa Cisse got better as the year went along and was playing his best basketball at the end of the season.
- Through his first 15 contests as a Cowboys, Cisse was shooting 49.2 percent from the field while averaging 5.4 rebounds, 6.4 points and was playing 17.5 minutes per game.
- Flip it to the last 15 games, and Cisse shot 61.5 percent from the field while averaging 7.5 rebounds with 8.1 points and was playing 22.4 minutes per game.
- Just looking at the last 10 games of the season, he recorded a double-double in three contests (West Virginia, Baylor and Oklahoma) and had multi-digit rebounds in six of them, including all of the final four.
- In that stretch of games down the stretch, the numbers immediately jump out from the West Virginia win on Feb. 12. Cisse posted 18 points with 10 rebounds, six of which came on the offensive side of the ball.

The 100 Games Played Club Gained Two More

- Oklahoma State's Avery Anderson III and Kalib Boone both played in their 100th game in a Cowboy uniform on Saturday against Kansas in the Big 12 opener for the Cowboys. In doing so, they became the first two players on the current roster to play 100 college basketball games. John-Michael Wright, who transferred in, will play his 100th basketball game on Monday night.
- Other notable members of the club include Darwyn Alexander, Joe Adkins, James Anderson, Markel Brown, Terry Collins, JamesOn Curry, Byron Eaton, Marcus Dove, Phil Forte, Isaac Likekele, Desmond Mason, Ivan McFarlin, Marshall Moses, Keiton Page and more.
- Anderson III's first game came on Nov. 6, 2019, in an 80-75 win against Oral Roberts in Gallagher-Iba Arena. He played 13 minutes with five points, two steals and an assist.
- Kalib Boone's first game was the same night. He played 10 minutes, bringing in four rebounds and recorded two blocks.

The Winning Formula This Year

- In its eight wins this season, Oklahoma State has three players (Avery Anderson III, Bryce Thompson and John-Michael Wright) averaging at least 11 points per game.
- The Cowboys have shot 35.9 percent from behind the arc in their victories while allowing their opponents an average of just 59.1 points per game.
- For comparison, in the five losses just two players (Anderson and Thompson) have averaged at least 10 points or more while OSU has shot 30.0 percent from three. Opponents have still averaged just 66.8 points per game in the Cowboy losses.
- Sharing the ball, alongside sharing the scoring, has been key as well. OSU has averaged 16.0 assists per game in wins while averaging 11.0 in losses.
- Turnovers have been another winning indicator as the Cowboys have averaged 14.4 in wins while forcing an average of 14.4 in contrast to an average of 15.8 in losses while opponents are averaging 11.8

GAME NOTES

Defense First - Because It Wins Games

- Oklahoma State allowed just 12 of its 30 foes to score more than 70 points in a game last season and had the 4th-best adjusted defensive efficiency, according to Kenpom.
- A big point of that was turnovers as the Pokes posted the 17th best turnover percentage in the country last season while holding teams to 43.7 percent from inside the arc.
- Once teams found their way in the paint, things didn't get much easier as the Cowboys had the seventh-best block percentage in the country to go along with the 23rd best steal percentage.
- The Cowboys closed the season with a bang on the defensive side. After holding Iowa State to just 36 points on the road, they turned around just three days later and held Texas Tech to just 51.
- Iowa State came into the game in Ames shooting 44.6 percent from the floor and 33.4 percent from three. In the Oklahoma State win, OSU held the Cyclones to 28.3 percent shooting from the floor and 11.8 percent from three. The Cowboys also held the Cyclones to 16 points in the second half, which was the lowest Iowa State point total in any half last year.

Single Game Records Taken Down And Top Performances Last Year

- The Cowboys' 43-point victory on opening night against UT-Arlington was the largest since the 51-point victory vs. Southeastern Louisiana on 12/29/19.
- The Cowboys were able to finish the first half with a 43-14 lead in that game. The 29-point lead matches the 12th largest halftime lead in school history and the largest since 2016.
- Oklahoma State logged 11 steals in the first half against Prairie View A&M on 11/14, which tied for the third most in a half in school history and was the most since 11/23/16 vs. Georgetown.
- Oklahoma State had six total players score in the double-digits against Charleston on 11/22, which marked the first time last season and the first time since Iowa State in January of 2020.
- Bryce Williams recorded a career-high in points with his 29 and a career high in three-pointers made with five in the win over Cleveland State on 12/13. Avery Anderson III also posted 29. This marked the first time OSU had two 20-point scorers since Anderson and Cade Cunningham did it against Baylor in the Big 12 tournament last season on March 12, 2021.
- Bryce Thompson recorded, at the time, a career-best 19 points in the win over No. 1 Baylor on 1/15 in Waco. The win was OSU's first over the No. 1 team in the country on the road in program history. The Cowboys were 0-4 on the road against the top-ranked team prior to that win.
- OSU recorded eight blocks as a team against TCU on 1/19 and later against OU on 2/5 - the most for the Cowboys in a Big 12 game last season.
- Moussa Cisse scored a career-high 18 points on 2/12 in OSU's 81-58 win over West Virginia.
- It was a career day for a few Cowboys on 2/19 in the win over Kansas State. Bryce Thompson scored a career-high 23 points to break his previous high of 22, which came in Manhattan earlier in the year against the Wildcats.

An Oklahoma State Win Would...

- Improve the Cowboys to 12-11 all-time in the West Virginia series.
- Push the Cowboys to 5-6 at home in the series.

Streaks and Trends Coming

- OSU has made at least one three-pointer in 740 consecutive games dating back to Jan. 13, 2001.
- The Cowboys have posted ten or more assists in 22 of their past 25 games dating back to last season.
- Dating back to last season, OSU has held 16 of its past 17 opponents under their season scoring average.
- Oklahoma State has used its size to dominate in the paint offensively, outscoring ten of its 13 opponents in the paint.
- Bryce Thompson has hit at least four three-pointers in five of the past eight games, asserting himself as a deep-ball threat.
- Moussa Cisse has now recorded at least one block in each of his past 23 games. There have been just three games in his Oklahoma State career in which he did not record at least one block.
- Cisse has reached at least two blocks in 14 of the past 17 games dating back to last season, tallying 48 total in those 17 games.
- Cisse has reached three blocks in eight of the Cowboys 13 games this season.
- As a team, the Cowboys have reached at least three blocks in all 13 games this season. OSU leads the Big 12 with 5.2 blocked shots per game.
- Avery Anderson III has made a name for himself with his hounding on-ball defense. The senior guard has recorded at least two steals in 10 of the Cowboys first 13 games, and 12 of 15 games dating back to last season.
- The Cowboys have made 10 or more free throws in nine of the first 13 games this season after doing so in 18 of their 30 games last season.

THE COWBOYS IN GALLAGHER-IBA ARENA

	W	L	Win %
Overall	843	251	77.0%
Non-Conference	451	55	89.2%
Non-Con Since 1989	236	15	94.3%
Conference	390	195	67.6%
Big 12	150	67	68.9%

Noting The Program

Five Oklahoma State representatives have earned the highest honor in basketball - enshrinement in the Naismith Memorial Basketball Hall of Fame in Springfield, Massachusetts. From Bob Kurland, who went into the Hall in 1961, to Eddie Sutton's selection in 2020, Cowboy basketball has made its presence felt in the world of basketball. Among its peer schools in the Big 12, only Kansas has more Naismith Hall of Famers than Oklahoma State.

Four members of the Cowboy family have also earned a place in the National Collegiate Basketball Hall of Fame in Kansas City, Missouri. The Hall opened in 2006, and Mr. Henry Iba, Don Haskins and Bob Kurland were all enshrined in the inaugural class. Eddie Sutton earned his spot in the Hall in 2011.

NAISMITH HALL OF FAMERS

Bob Kurland	Enshrined in 1961
Mr. Henry Iba	Enshrined in 1969
Don Haskins	Enshrined in 1997
Bill Self	Enshrined in 2017
Eddie Sutton	Enshrined in 2020

COLLEGE BASKETBALL HALL OF FAMERS

Don Haskins	Inducted in 2006
Mr. Henry Iba	Inducted in 2006
Bob Kurland	Inducted in 2006
Eddie Sutton	Inducted in 2011

OSU was the first Division I men's basketball program to win back-to-back national titles. Then known as the Aggies, Oklahoma A&M produced the best record in school history, going 31-2. A&M became the first school in NCAA history to win back-to-back national basketball titles in front of 18,479 fans inside Madison Square Garden.

The Aggies defeated long-time rival Kansas 49-38 for the district title and defeated Baylor 44-29 in the semifinals of the Western Regionals in Kansas City. A 52-35 victory over California in the regional finals sent A&M to New York for the second-consecutive year, this time against North Carolina.

The Aggie defense was dominant, limiting the Tar Heels to just 17 points at halftime and holding on for a 43-40 victory.

Kurland led the nation in scoring, averaging 19.5 ppg. A&M held its opponents to just 32.1 points per contest, leading the nation in scoring defense.

Alongside Kurland, Parks and Williams were later silver medalists at the FIBA World Championships. A.L. Bennett, a sophomore at the time, was named an All-American two years later.

STARTERS / SPECIALTY STATS / MISCELLANEOUS

2022-23 STARTING LINEUPS

Opponent	Starter	Starter	Starter	Starter	Starter
UTA	Cisse	Boone	Thompson	Anderson	Wright
SIU	Cisse	Boone	Thompson	Anderson	Wright
Oakland	Cisse	Boone	Thompson	Anderson	Wright
UCF	Cisse	Boone	Thompson	Anderson	Wright
DePaul	Cisse	Boone	Thompson	Anderson	Wright
Tulsa	Cisse	Boone	Thompson	Anderson	Wright
PVAMU	Cisse	Boone	Thompson	Anderson	Wright
UConn	Cisse	Boone	Thompson	Anderson	Wright
Sam Houston	Cisse	Boone	Thompson	Anderson	Wright
Va Tech	Cisse	Boone	Thompson	Anderson	Wright
Wichita State	Cisse	Boone	Thompson	Anderson	Wright
Texas A&M CC	Cisse	Boone	Thompson	Anderson	Wright
Kansas	Cisse	Boone	Thompson	Anderson	Wright

2022-23 SPECIALTY STATS

Opponent	OKLAHOMA STATE					OPPONENTS				
	Paint	Off/TO	2nd	Brk	Bench	Paint	Off/TO	2nd	Brk	Bench
UTA	28	17	9	11	18	32	17	10	13	43
SIU	28	15	7	15	15	24	8	5	6	16
Oakland	42	19	5	19	33	32	7	6	8	18
UCF	26	20	15	4	26	12	18	8	0	26
DePaul	42	16	12	2	23	26	17	11	4	12
Tulsa	44	18	17	14	29	30	13	16	10	29
PVAMU	42	20	18	7	24	16	12	0	8	17
UConn	32	8	17	2	20	26	27	17	9	11
Sam Houston	24	16	18	13	18	20	14	12	10	17
Va Tech	28	14	11	8	16	24	19	10	7	12
Wichita State	16	11	1	2	7	30	11	6	8	18
Texas A&M CC	32	9	6	9	33	18	10	5	8	33
Kansas	18	22	15	6	17	24	7	19	1	14

Week-By-Week In The Rankings

Week	Preseason	11/14	11/21	11/28	12/8	12/12	12/19	12/26	TBA
AP Poll	NA	NA	NA	NA	NA	NA	NA	NA	
Coaches	NA	NA	NA	NA	NA	NA	NA	NA	
N.E.T.	NA	NA	NA	NA	52	54	46	46	
KenPom	34	33	40	34	34	34	34	30	
Week	TBA	TBA	TBA	TBA	TBA	TBA	TBA	TBA	Final
AP Poll									
Coaches									
N.E.T.									
KenPom									

OSU's Largest ...

Overall win... 29 (11/13 at Oakland)
 Overall loss... 10 (12/1 at No. 8 UConn)
 Overall lead... 36 (11/13 at Oakland)
 Overall deficit... 20 (12/1 at No. 8 UConn)
 Overall deficit overcome... 4 (11/13 at Oakland)
 Overall Lead conceded... 17 (11/18 vs. UCF)
 Largest scoring run... 17-0 (11/25 vs. Tulsa)
 Largest scoring run allowed... 15-0 (12/1 at No. 8 UConn)
 Halftime lead... 24 (12/20 vs. Texas A&M CC)
 Halftime lead conceded... 15 (12/31 at No. 4 Kansas)
 Halftime deficit... 17 (12/1 at No. 8 UConn)
 Halftime deficit overcome... NA

Misc. Statistics

Double-Doubles		Record By Uniform	
Cisse	5	Orange	1-2
		White/Cowboys	3-0
Dunks		White/Cursive	1-1
Boone	16	Blue	1-1
Smith	12	Black	1-1
Cisse	27	Gray	1-0
Asberry	1		
Anderson	1		
Total	57		

Boynton by Opponent

Arkansas	1-1	Prairie View A&M	2-0
Austin Peay	1-0	Pittsburgh	1-0
Baylor	3-8	Sam Houston	1-0
Central Arkansas	1-0	South Carolina	1-0
Cleveland State	1-0	Southern Illinois	0-1
Charlotte	1-1	Southeastern La.	1-0
Charleston	3-0	Stanford	1-0
DePaul	1-0	Syracuse	1-0
Georgetown	0-1	TCU	3-8
Houston	1-2	Texas	5-6
Houston Baptist	1-0	Texas A&M	1-1
Iowa State	7-4	TAMU-Corpus Christi	2-0
Kansas	3-9	UT Arlington	3-0
Kansas City	1-0	UCF	0-1
Kansas State	5-5	UConn	0-1
Florida	0-1	UTSA	1-0
Florida Gulf Coast	1-0	Texas Southern	1-0
Florida State	1-0	Texas Tech	5-5
Liberty	1-0	Tulsa	1-0
LSU	1-0	UMass-Lowell	1-0
Marquette	1-0	UTRGV	1-0
Memphis	1-0	Tulsa	1-1
Minnesota	0-2	Villanova	0-1
Mississippi	1-0	Virginia Tech	0-1
Mississippi Valley St.	1-0	Western Kentucky	0-1
NC State	1-0	West Virginia	6-5
Nebraska	0-1	Western Michigan	1-0
Oakland	2-1	Wichita State	2-3
Oklahoma	6-5	Xavier	0-1
Oral Roberts	4-0	Yale	1-0
Oregon State	0-1		
Pepperdine	1-0		

RECORDS WATCH / OSU'S RECORD WHEN ...

Records Watch

Points In A Career

41.	1,021	13.3	K.C. Kincaide (1972-75)
42.	1,020	8.4	Marshall Moses (2007-11)
43.	1,019	15.0	Joey Graham (2003-05)
44.	1,015	8.9	Isaac Likekele (2018-22)
--			
	1,628	16.4	John-Michael Wright (2022-Present) ***
	965	9.7	Avery Anderson III (2020-Present)
	1,006	10.7	Caleb Asberry (2022-Present) ***

Blocks In A Career

5.	167	1.7	Leroy Combs (1979-83)
6.	164	1.6	Michael Cobbins (2011-15)
7.	156	1.2	Ivan McFarlin (2001-05)
8.	145	2.3	Yor Anei (2018-20)
9.	117	1.2	Kalib Boone (2019-Present)
10.	113	0.8	Markel Brown (2010-14)
11.	111	0.8	Mitchell Solomon (2014-18)
12.	101	1.0	Marcus Dove (2004-08)
13.	92	0.7	Desmond Mason (1996-2000)
14.	91	1.0	Johnny Pittman (1988-91)
	91	1.9	Moussa Cisse (2021-Present)

Steals In A Career

5.	169	2.7	Brooks Thompson (1992-94)
6.	167	1.3	Darwyn Alexander (1988-92)
7.	164	1.2	Phil Forte (2012-17)
8.	160	1.4	Isaac Likekele (2018-22)
9.	159	1.3	Byron Houston (1988-92)
10.	158	1.7	Victor Williams (2000-03)
	158	1.2	Desmond Mason (1996-00)
12.	155	1.4	Matt Clark (1978-83)
13.	154	1.2	Joe Adkins (1996-00)
14.	153	1.4	Avery Anderson III (2019-Present)
15.	151	1.2	Chianti Roberts (1993-97)
16.	144	1.1	Keiton Page (2008-12)

Field Goal Percentage In A Career

1.	58.5	Bryant Reeves (1991-95)	874-1495
2.	58.4	Ivan McFarlin (2001-05)	608-1041
3.	58.0	Kalib Boone (2019-Present)	271-467
4.	56.8	Royce Jeffries (1986-90)	406-715
5.	56.5	Alex Webber (1996-2000)	203-359

Free Throw Percentage In A Career

18.	81.7	Avery Anderson III (2019-Present)	241-295
19.	81.4	Jack Herron (1965-68)	153-188
20.	81.1	Melvin Wright (1954-57)	197-243
21.	80.3	Glendon Alexander (1998-2000)	102-127
22.	80.2	Cameron McGriff (2016-Pr.)	345-430

Big 12 Blocks In A Career

1.	2.0	72	Yor Anei (2019-20)
2.	1.9	36	Moussa Cisse (2021-Present)
	1.9	119	Andre Williams (2000-03)
4.	1.7	91	Michael Cobbins (2012-15)
5.	1.2	76	Ivan McFarlin (2002-05)
6.	1.1	53	Marcus Dove (2005-08)
7.	1.0	33	Philip Jurick (2012-13)
	1.0	32	Tony Allen (2003-04)
9.	0.9	51	Kalib Boone (2020-Present)
	0.9	63	Mitchell Solomon (2014-18)
	0.9	64	Markel Brown (2011-14)
12.	0.8	30	Kamari Murphy (2013-14)

Big 12 Steals In A Career

1.	3.0	99	Marcus Smart (2013-14)
2.	2.0	64	Tony Allen (2003-04)
3.	1.9	35	Anthony Hickey (2015)
4.	1.7	107	Byron Eaton (2006-09)
5.	1.7	81	Victor Williams (2001-03)
6.	1.5	54	Rondel Walker (2020-22)
7.	1.4	66	Avery Anderson III (2019-Present)
	1.4	87	Joe Adkins (1997-2000)
	1.4	39	Jawun Evans (2015-2017)

Big 12 Free Throw Percentage In A Career

1.	90.9	70-77	John Lucas (2004-05)
2.	90.5	114-126	Joey Graham (2004-05)
3.	88.0	190-216	Keiton Page (2009-12)
4.	87.6	204-233	Phil Forte III (2012-2017)
5.	83.4	146-175	Terrel Harris (2006-09)
6.	82.9	126-152	Jawun Evans (2015-17)
7.	82.3	121-147	Avery Anderson III (2019-Present)
8.	80.5	211-262	James Anderson (2008-10)

Wins As Oklahoma State Head Coach

1.	Henry P. Iba (1934-70)	653 (970 games)
2.	Eddie Sutton (1990-2006)	368 (519 games)
3.	Travis Ford (2008-16)	155 (266 games)
4.	Paul Hansen (1979-86)	107 (196 games)
5.	Mike Boynton (2017-Present)	95 (173 games)

10-Point Performances This Season (2022-23)

No.	Name	Current Streak
9	Avery Anderson III	--
7	Moussa Cisse	--
8	Bryce Thompson	3 games
6	John-Michael Wright	1 game
5	Kalib Boone	--
4	Tyreek Smith	--
3	Caleb Asberry	--
1	Quion Williams	--

10-Rebound Performances This Season (2022-23)

No.	Name	Current Streak
9	Moussa Cisse	--

*** Will not count toward the Oklahoma State 1,000-point scorer list as they transferred in this past season.

OSU's Record When

	2022-23	Boynton Era
Overall	8-5	95-78
Big 12 Conference games only	0-1	39-52
Non-Conference games only	8-4	56-26
Home games	5-1	58-29
Away games	2-2	23-38
Neutral games	1-2	14-11
vs. AP Top 25	0-2	20-33
vs. KenPom Top 50	0-3	33-62
vs. KenPom 51-100	3-3	18-14
Leading at halftime	8-3	77-22
Tied / Trailing at halftime	0-2	18-56
Shooting 50 percent or better	4-0	27-3
Shooting less than 50 percent	4-5	68-74
Shooting same/better than opponent	8-3	81-23
Shooting worse than opponent	0-2	14-54
Opp. shoots 50 pct. or better	0-0	4-21
Opp. shoots less than 50 pct.	8-5	47-47
Opp. shoots less than 40 pct.	8-4	66-18
Out-rebounding opponent	8-4	64-25
Opp. has more/same # of rebounds	0-1	31-53
Committing fewer TOs than opponent	4-1	51-35
Committing more or same # of TOs	4-4	44-43
Forced less than 10 turnovers	0-2	4-17
Forced 10-14 turnovers	5-2	44-31
Forced 15-19 turnovers	3-0	37-23
Forced 20-plus turnovers	0-1	11-7
Making more FTs than opponent	4-3	64-19
Making fewer or same # of FTs	4-2	31-59
Scoring 80-89 points	3-0	33-8
Scoring 90-99 points	1-0	6-0
Scoring 100-plus points	0-0	2-0
Opponent scores less than 50 points	1-0	7-0
Opponent scores less than 60 points	5-0	10-4
Opponent scores less than 70 points	7-3	46-17
Opponent scores less than 80 points	8-4	42-39
Opponent scores 80-plus points	0-0	6-22
Opponent scores 90-plus points	0-0	2-3
Opponent scores 100-plus points	0-0	0-1
Final Margin: 1-3 points	0-2	14-16
4-6 points	1-2	19-14
7-10 points	1-1	19-15
11-15 points	2-0	15-18
16-19 points	0-0	10-6
20-plus points	4-0	18-9
National television		
CBS	0-1	3-5
CBS Sports	1-1	1-1
ABC	--	2-1
ESPN	--	10-8
ESPN2	0-1	14-25
ESPNU	2-0	19-17
ESPNNews	--	2-3
FloHoops	--	1-0
Longhorn Network	--	0-2
Fox Sports 1 / 2	--	2-0
FSN / FCS	0-1	12-3
Big Ten Network	--	0-2
TNT/TBS	--	1-1
ESPN+ / ESPN3	5-1	24-9
Miscellaneous		
Oklahoma State's all-time record		1,721-1,221
Consecutive Games With 3-Pointer		740

PLAYER SPOTLIGHT

0 AVERY ANDERSON III

Guard • 6-3 • 158 • Senior • Justin, Texas • Northwest HS



- Asserted himself as a true scoring threat as he led the Cowboys in three-point percentage and points.
- In 30 games, earned 30 starts and averaged 28.6 minutes per game with 12.1 points. Averaged 3.1 rebounds with 2.3 assists and 1.8 steals.
- Opened his junior campaign with 13 points against UT-Arlington on Nov. 9 in OSU's win.
- In a tough home stretch against Wichita State, Xavier and Cleveland State, recorded double-digit scoring three-straight games as he scored 17 against Wichita State, 26 against Xavier then followed it up with 29 in the win over Cleveland State.
- Recorded a season-best seven rebounds at West Virginia on Jan. 11.
- Scored a career-high 34 points on Jan. 26 at home against Iowa State. It was one of just 11 30-point games that season from Big 12 athletes and was the second most scored. Only Ochai Agbaji (37 points against Texas Tech) scored more in a game on the season in the Big 12.
- Had a season-best streak of seven games starting at TCU on Feb. 8 in which he finished with double-digit scoring. Streak included games against Kansas State, Baylor, at Oklahoma and at Iowa State.
- In total, had 15 double-digit scoring games in OSU's 30 contests.
- Was a threat defensively, most notably in the win over Iowa State on March 2. Recorded a season-best five steals to help OSU hold Iowa State to just 36 points. On the season, he finished with fourth-best steals per game average in the conference (1.77).
- Averaged the 14th-most points per game in the Big 12.
- Speaking of Big 12 standings, also had the sixth-best free throw percentage (.761).
- In conference only games, had the 17th-best scoring average (11.94) 11th-best assists per contest average (2.61), ninth-best free throw percentage (.773) and the fourth-best steals per game average (1.67).

2022-23 GAME-BY-GAME STATS

#0 ANDERSON, III, Avery

Opponent	Date	GS	MIN	Total		3-Pointers		Free throws		Rebounds			PF	A	TO	BLK	STL	PTS	AVG		
				FG-FGA	PCT	3FG-3FGA	PCT	FT-FTA	PCT	OFF	DEF	TOT								AVG	
UT Arlington	11/07/2022	*	25:21	2-9	.222	0-4	.000	3-3	1.000	0	7	7	7.0	5	1	1	2	7	7.0		
Southern Ill.	11/10/2022	*	30:56	7-15	.467	0-1	.000	0-0	.000	0	3	3	5.0	2	3	3	0	5	14	10.5	
at Oakland	11/13/2022	*	32:53	7-10	.700	1-1	1.000	3-3	1.000	0	2	2	4.0	2	7	3	1	1	18	13.0	
vs UCF	11/18/2022	*	38:15	1-7	.143	0-4	.000	10-12	.833	0	6	6	4.5	2	5	4	1	2	12	12.8	
vs DePaul	11/20/2022	*	30:11	4-9	.444	1-3	.333	7-9	.778	1	1	2	4.0	4	1	4	0	2	16	13.4	
Tulsa	11/25/2022	*	21:09	2-7	.286	0-2	.000	2-2	1.000	0	5	5	4.2	4	3	4	0	2	6	12.2	
Prairie View	11/27/2022	*	27:45	4-8	.500	1-4	.250	7-8	.875	2	2	4	4.1	1	3	1	0	1	16	12.7	
at UConn	12/01/2022	*	31:05	5-13	.385	0-1	.000	4-4	1.000	2	3	5	4.3	4	0	3	0	2	14	12.9	
Sam Houston	12/06/2022	*	29:11	3-8	.375	1-3	.333	3-3	1.000	1	2	3	4.1	2	4	2	0	1	10	12.6	
vs Virginia Tech	12/11/2022	*	28:24	5-9	.556	3-5	.600	2-2	1.000	0	2	2	3.9	2	4	5	1	3	15	12.8	
vs Wichita St.	12/17/2022	*	27:37	1-5	.200	0-4	.000	6-6	1.000	0	5	5	4.0	3	0	2	0	4	8	12.4	
A&M-Corpus Christi	12/20/2022	*	30:38	3-7	.429	2-6	.333	2-2	1.000	0	5	5	4.1	2	9	5	1	2	10	12.2	
at Kansas	12/31/2022	*	31:47	1-5	.200	0-3	.000	0-0	.000	0	4	4	4.1	0	2	2	0	2	2	11.4	
Totals			13	385:12	45-112	.402	9-41	.220	49-54	.907	6	47	53	4.1	33	42	40	5	29	148	11.4

Player Averages

Games Played	Minutes/game	Points/game	FG Pct	3FG Pct	FT Pct	Rebounds/game	Assists/game	Turnovers/game	Assist/Turnover ratio	Steals/game	Blocks/game
13	29.6	11.4	40.2	22.0	90.7	4.1	3.2	3.1	1.1	2.2	0.4

CAREER GAME HIGHS / SUPERLATIVES

Points	34 vs Iowa State, 01/26/22
Rebounds	10 vs Texas, 02/06/21
Field Goals	11, 2X, last vs Cleveland State, 12/13/21
Field Goals Att.	18 vs Xavier, 12/05/21
3-Point FG	5 vs Iowa State, 01/26/22
3-Point FG Att.	11 vs Iowa State, 01/26/22
Free Throws Made	11 vs Iowa State, 01/26/22
Free Throws Att.	13, 2X, last vs Iowa State, 01/26/22
Assists	9 vs Texas A&M-Corpus Christi, 12/20/22
Steals	5, 2X, last vs Southern Illinois, 11/10/22
Blocks	2, 2X, last vs Oklahoma, 02/05/22
Minutes	44:39 vs Texas, 02/06/21

Miscellaneous

	Career
Games with 10+ points	42
Games with 20+ points	8
Games with 5+ rebounds	23
Games with 10+ rebounds	1
Games with 3+ assists	30
Games with 2+ steals	39
Games with 2+ blocks	11
Double-Doubles	1
Games led OSU in points	16
Games led OSU in rebounds	5
Games led OSU in assists	14
Games led OSU in steals	34
Games led OSU in blocks	10

CAREER STATS

ANDERSON, III, Avery

SEASON TEAM	GP-GS	MIN/AVG	Field Goals		3-Point		F-Throws		Rebounds			PF-FO		A	TO	BLK	STL	Scoring	
			FG-FGA	FG%	3FG-3FGA	3FG%	FT-FTA	FT%	OFF	DEF	TOT	AVG	PF	FO				PTS	AVG
2019-20 OSU	30-4	461/15.4	48-132	.364	2-26	.077	28-35	.800	9	55	64	2.1	63-0	42	55	8	31	126	4.2
2020-21 OSU	27-23	822/30.5	116-244	.475	19-58	.328	78-93	.839	13	96	109	4.0	84-4	54	70	8	40	329	12.2
2021-22 OSU	30-30	858/28.6	121-303	.399	34-105	.324	86-113	.761	10	84	94	3.1	76-2	68	87	8	53	362	12.1
2022-23 OSU	13-13	385/29.6	45-112	.402	9-41	.220	49-54	.907	6	47	53	4.1	33-1	42	40	5	29	148	11.4
TOTAL	100-70	2526/25.3	330-791	.417	64-230	.278	241-295	.817	38	282	320	3.2	256-7	206	252	29	153	965	9.7

PLAYER SPOTLIGHT

1 BRYCE THOMPSON

Guard • 6-6 • 194 • Junior • Tulsa, Okla. • Booker T. Washington HS



- Quickly proved to be a true scoring threat and a fantastic fit in Stillwater during his first season at OSU.
- Played in 29 of OSU's 30 games with 26.2 minutes per game. He averaged 10.6 points per contest with 2.3 rebounds and 1.1 assists.
- In his first two games in the orange and black, posted 26 points against UT-Arlington and Oakland.
- Found his groove in Big 12 play in the back end of OSU's three-game road trip to West Virginia, Texas Tech and Baylor. Posted 30 points in the games at Texas Tech and Baylor with seven assists as he helped OSU to its first ever win on the road against the top-ranked team in the country.
- Recorded a career-best 23 points in the win over Kansas State on Feb. 19 in Gallagher-Iba Arena.
- Played 32 or more minutes in four of the final five games of the season.
- Reaching double-figure scoring in 15 of his 29 games played.

2022-23 GAME-BY-GAME STATS

#1 THOMPSON, Bryce

Opponent		Date	GS	MIN	Total		3-Pointers		Free throws		Rebounds			PF	A	TO	BLK	STL	PTS	AVG		
					FG-FGA	PCT	3FG-3FGA	PCT	FT-FTA	PCT	OFF	DEF	TOT	AVG								
UT Arlington		11/07/2022	*	35:04	6-13	.462	1-5	.200	5-7	.714	0	7	7	7.0	0	2	3	0	1	18	18.0	
Southern Ill.		11/10/2022	*	31:26	6-14	.429	1-4	.250	1-6	.167	1	6	7	7.0	0	2	2	1	0	14	16.0	
at Oakland		11/13/2022	*	26:10	2-9	.222	0-3	.000	0-0	.000	0	4	4	6.0	4	3	1	0	0	4	12.0	
vs UCF		11/18/2022	*	31:06	1-9	.111	0-2	.000	0-0	.000	0	3	3	5.3	2	1	4	0	0	2	9.5	
vs DePaul		11/20/2022	*	27:27	4-9	.444	0-2	.000	0-0	.000	0	2	2	4.6	3	1	4	0	1	8	9.2	
Tulsa		11/25/2022	*	25:18	6-14	.429	4-8	.500	2-2	1.000	0	1	1	4.0	1	1	2	0	0	18	10.7	
Prairie View		11/27/2022	*	28:30	6-12	.500	1-3	.333	0-2	.000	0	1	1	3.6	0	3	1	1	1	13	11.0	
at UConn		12/01/2022	*	21:42	3-10	.300	0-2	.000	2-2	1.000	1	0	1	3.3	4	0	2	0	0	8	10.6	
Sam Houston		12/06/2022	*	29:10	6-10	.600	4-6	.667	1-2	.500	0	0	0	2.9	3	3	3	0	2	17	11.3	
vs Virginia Tech		12/11/2022	*	28:10	2-9	.222	0-4	.000	0-0	.000	0	1	1	2.7	4	4	4	0	0	4	10.6	
vs Wichita St.		12/17/2022	*	33:45	7-17	.412	5-9	.556	0-0	.000	0	1	1	2.5	0	5	4	0	0	19	11.4	
A&M-Corpus Christi		12/20/2022	*	32:22	4-10	.400	4-8	.500	1-2	.500	1	3	4	2.7	1	6	3	0	2	13	11.5	
at Kansas		12/31/2022	*	29:14	7-13	.538	7-10	.700	2-2	1.000	0	1	1	2.5	4	1	3	0	0	23	12.4	
Totals				13	379:25	60-149	.403	27-66	.409	14-25	.560	3	30	33	2.5	26	32	36	2	7	161	12.4

Player Averages

Games Played	Minutes/game	Points/game	FG Pct	3FG Pct	FT Pct	Rebounds/game	Assists/game	Turnovers/game	Assist/Turnover ratio	Steals/game	Blocks/game
13	29.2	12.4	40.3	40.9	56.0	2.5	2.5	2.8	0.9	0.5	0.2

CAREER GAME HIGHS / SUPERLATIVES

Points	23, 2X, last at Kansas, 12/31/22
Rebounds	7, 2X, last vs Southern Illinois, 11/10/22
Field Goals	10 at Kansas State, 02/02/22
Field Goals Att.	18 at Texas, 01/22/22
3-Point FG	7 at Kansas, 12/31/22
3-Point FG Att.	10 at Kansas, 12/31/22
Free Throws Made	6 vs West Virginia, 2/12/22
Free Throws Att.	8 vs West Virginia, 2/12/22
Assists	6 vs Texas A&M-Corpus Christi, 12/20/22
Steals	2, 8X, last vs Texas A&M-Corpus Christi, 12/20/22
Blocks	2 vs Iowa State, 02/11/21
Minutes	38:48 vs Baylor, 02/21/22

Miscellaneous

Miscellaneous	Career
Games with 10+ points	26
Games with 20+ points	4
Games with 5+ rebounds	3
Games with 10+ rebounds	-
Games with 3+ assists	10
Games with 2+ steals	6
Games with 2+ blocks	-
Double-Doubles	-
Games led OSU in points	14
Games led OSU in rebounds	-
Games led OSU in assists	4
Games led OSU in steals	4
Games led OSU in blocks	-

CAREER STATS


THOMPSON, Bryce

SEASON	TEAM	GP-GS	MIN/AVG	Field Goals FG-FGA	PCT	3-Point 3FG-3FGA	PCT	F-Throws FT-FTA	PCT	Rebounds OFF DEF TOT AVG	PF-FO	A	TO	BLK	STL	PTS	AVG
2020-21	KU	20-4	343/17.2	36-102	.353	8-36	.222	11-17	.647	5 25 30 1.5	30-0	22	21	3	7	91	4.6
2021-22	OSU	29-25	759/26.2	119-288	.413	29-100	.290	40-60	.667	13 53 66 2.3	54-0	32	36	4	17	307	10.6
2022-23	OSU	13-13	379/29.2	60-149	.403	27-66	.409	14-25	.560	3 30 33 2.5	26-0	32	36	2	7	161	12.4
TOTAL FOR OSU		42-38	1138/27.1	179-437	.410	56-166	.337	54-85	.635	16 83 99 2.4	80-0	64	72	6	24	468	11.1
TOTAL		62-42	1482/23.9	215-539	.399	64-202	.317	65-102	.637	21 108 129 2.1	110-0	86	93	9	31	559	9.0

PLAYER SPOTLIGHT

2 CHRIS HARRIS JR.

Guard • 6-2 • 223 • Senior • Dallas, Texas • South Garland HS



- Did not play last season due to injury.
- Suffered another season-ending knee injury in the first half of the season opener at UT Arlington.
- In that game at UT Arlington, Harris posted four points on 2-of-4 shooting and a steal in just 6:37.
- Harris was coming off a terrific preseason camp and was expected to step into a leadership role for OSU.
- True to form, Harris served as an extension of the Cowboy coaching staff in the locker room and on the sidelines for the entire 2020-21 season.
- Saw action in 22 games as a freshman and earned three starts, including the TCU win.
- Suffered a season-ending knee injury in the win over TCU on Feb. 5. Chris has worked hard in his injury rehabilitation and has returned to the court with a strong presence.
- Posted a season-high 10 points in his first career start against Georgetown.
- Scored in 16 games for the Cowboys in 2019-20.
- Lit up Syracuse with 3-of-7 shooting from 3-point, including a pair from NBA range. He finished the game with nine points.
- Averaged 3.4 points per game in his first season as a Cowboy.
- Also tallied 24 rebounds (1.1 per game), 13 steals (0.6) and 12 assists (0.5) as a freshman.
- Rivals.com awarded Harris a four-star ranking and named him the nation's No. 97 overall recruit.
- ESPN also gave Harris a four-star grade and named him among the top 25 shooting guards in the country.
- 247Sports graded him as the No. 13 player in the state of Texas out of South Garland High School.
- Named a Texas Association of Basketball Coaches All-Region selection and the District 10-6A Offensive Player of the Year.
- As a senior, Harris averaged 18.6 points per game on 45.6 percent shooting (37 percent from 3-point), 5.5 rebounds, 2.3 assists and 2.0 steals per game.
- Helped lead South Garland to a 30-7 record and a trip to the regional finals.

2022-23 GAME-BY-GAME STATS

#2 HARRIS JR., Chris

Opponent	Date	GS	MIN	Total		3-Pointers		Free throws		Rebounds				PF	A	TO	BLK	STL	PTS	AVG
				FG-FGA	PCT	3FG-3FGA	PCT	FT-FTA	PCT	OFF	DEF	TOT	AVG							
UT Arlington	11/07/2022		08:28	0-3	.000	0-2	.000	1-2	.500	0	0	0	0.0	2	1	0	0	0	1	1.0
Southern Ill.	11/10/2022		07:24	0-1	.000	0-1	.000	0-0	.000	0	2	2	1.0	1	0	1	0	0	0	0.5
at Oakland	11/13/2022		14:13	3-4	.750	3-4	.750	0-0	.000	0	2	2	1.3	2	3	1	0	2	9	3.3
vs UCF	11/18/2022		07:38	0-1	.000	0-1	.000	0-0	.000	0	0	0	1.0	2	1	1	0	0	0	2.5
vs DePaul	11/20/2022		10:21	1-2	.500	1-2	.500	2-2	1.000	0	1	1	1.0	0	1	1	0	0	5	3.0
Tulsa	11/25/2022		21:33	2-5	.400	1-3	.333	0-0	.000	0	3	3	1.3	0	4	0	0	1	5	3.3
Prairie View	11/27/2022		13:12	0-3	.000	0-1	.000	1-3	.333	0	2	2	1.4	1	0	1	1	1	1	3.0
at UConn	12/01/2022		13:17	1-3	.333	0-0	.000	0-0	.000	0	0	0	1.3	1	2	0	0	0	2	2.9
Sam Houston	12/06/2022		09:55	0-3	.000	0-3	.000	0-0	.000	0	0	0	1.1	1	1	2	0	0	0	2.6
vs Virginia Tech	12/11/2022		09:48	1-2	.500	0-1	.000	0-0	.000	1	3	4	1.4	2	0	0	0	1	2	2.5
vs Wichita St.	12/17/2022		18:05	0-2	.000	0-1	.000	0-0	.000	1	0	1	1.4	1	5	0	0	1	0	2.3
A&M-Corpus Christi	12/20/2022		18:17	3-6	.500	3-6	.500	0-0	.000	0	3	3	1.5	1	1	1	0	1	9	2.8
at Kansas	12/31/2022		15:29	1-3	.333	1-2	.500	0-0	.000	0	0	0	1.4	2	0	0	0	1	3	2.8
Totals		0	167:41	12-38	.316	9-27	.333	4-7	.571	2	16	18	1.4	16	19	8	1	8	37	2.8

Player Averages

Games Played	Minutes/game	Points/game	FG Pct	3FG Pct	FT Pct	Rebounds/game	Assists/game	Turnovers/game	Assist/Turnover ratio	Steals/game	Blocks/game
13	12.9	2.8	31.6	33.3	57.1	1.4	1.5	0.6	2.4	0.6	0.1

CAREER GAME HIGHS / SUPERLATIVES

Points	10 vs Georgetown, 12/04/19
Rebounds	4 vs Virginia Tech, 12/11/22
Field Goals	4 vs Georgetown, 12/04/19
Field Goals Att.	10 vs Georgetown, 12/04/19
3-Point FG	3, 3X, last vs Texas A&M-Corpus Christi, 12/20/22
3-Point FG Att.	7, 2X, last vs Georgetown, 12/04/19
Free Throws Made	2 vs DePaul, 11/20/22
Free Throws Att.	2, 5X, last vs DePaul, 11/20/22
Assists	5 at Wichita State, 12/17/22
Steals	3 vs Wichita State, 12/08/19
Blocks	-
Minutes	30 vs Wichita State, 12/08/19

Miscellaneous

	Career
Games with 10+ points	1
Games with 20+ points	0
Games with 5+ rebounds	0
Games with 10+ rebounds	0
Games with 3+ assists	3
Games with 2+ steals	4
Games with 2+ blocks	0
Double-Doubles	0
Games led OSU in points	0
Games led OSU in rebounds	0
Games led OSU in assists	2
Games led OSU in steals	6
Games led OSU in blocks	0

CAREER STATS

HARRIS JR., Chris

SEASON	TEAM	GP-GS	MIN/AVG	Field Goals		3-Point		F-Throws		Rebounds				Scoring	
				FG-FGA	FG%	3FG-3FGA	3FG%	FT-FTA	FT%	OFF	DEF	TOT	AVG	PF-FO	PTS AVG
2019-20	OSU	22-3	333/15.1	29-101	.287	12-59	.203	4-11	.364	3	21	24	1.1	16-0	74 3.4
2020-21	OSU	1-0	7/6.6	2-4	.500	0-2	.000	0-0	.000	0	0	0	0.0	0-0	4 4.0
2022-23	OSU	13-0	168/12.9	12-38	.316	9-27	.333	4-7	.571	2	16	18	1.4	16-0	37 2.8
TOTAL		36-3	507/14.1	43-143	.301	21-88	.239	8-18	.444	5	37	42	1.2	32-0	115 3.2

PLAYER SPOTLIGHT

4 WOODY NEWTON

Guard • 6-9 • 195 • Junior • District Heights, Md. • Syracuse/Mt. Zion Prep

- A newcomer to the Cowboy family, Woody Newton saw action in 17 games with 7.5 minutes per contest. He averaged 2.1 points while shooting .343 from the field.
- Earned his first action as a Cowboy in the opening-night win over UT Arlington on Nov. 9.
- Hit two threes on Dec. 5 at home against Xavier as he finished with six points in 7:54 minutes of work.
- Had a season-high nine points against Kansas State on Feb. 19 in 13:46 minutes of action. Was 2-for-3 from behind the arc.



2022-23 GAME-BY-GAME STATS

#4 NEWTON, Woody

Opponent	Date	GS	MIN	FG-FGA	PCT	3FG-3FGA	PCT	FT-FTA	PCT	OFF	DEF	TOT	AVG	PF	A	TO	BLK	STL	PTS	AVG
UT Arlington	11/07/2022		14:23	2-5	.400	2-4	.500	0-2	.000	2	0	2	2.0	2	0	2	0	0	6	6.0
Sam Houston	12/06/2022		02:11	0-0	.000	0-0	.000	0-0	.000	0	0	0	1.0	0	0	1	0	0	0	3.0
vs Virginia Tech	12/11/2022		05:49	1-3	.333	1-2	.500	1-2	.500	1	2	3	1.7	0	0	2	0	0	4	3.3
vs Wichita St.	12/17/2022		05:57	0-2	.000	0-1	.000	0-0	.000	0	2	2	1.8	1	0	1	0	0	0	2.5
A&M-Corpus Christi	12/20/2022		04:17	2-2	1.000	0-0	.000	0-0	.000	1	2	3	2.0	1	0	0	0	0	4	2.8
at Kansas	12/31/2022		10:16	2-5	.400	0-3	.000	1-1	1.000	1	2	3	2.2	2	0	0	0	0	5	3.2
Totals			0 42:53	7-17	.412	3-10	.300	2-5	.400	5	8	13	2.2	6	0	6	0	0	19	3.2

Player Averages

Games Played	Minutes/game	Points/game	FG Pct	3FG Pct	FT Pct	Rebounds/game	Assists/game	Turnovers/game	Assist/Turnover ratio	Steals/game	Blocks/game
6	7.1	3.2	41.2	30.0	40.0	2.2	0.0	1.0	0.0	0.0	0.0

CAREER GAME HIGHS / SUPERLATIVES

Points	9, 4X, last vs Kansas State, 02/19/22
Rebounds	8 vs Rider, 12/05/20
Field Goals	4 at Boston College, 12/12/20
Field Goals Att.	7 at Boston College, 12/12/20
3-Point FG	3 vs Rider, 12/05/20
3-Point FG Att.	5 vs Xavier, 12/05/21
Free Throws Made	2, 3X, last vs Prairie View A&M, 11/14/21
Free Throws Att.	4 vs Niagara, 12/03/20
Assists	1, 5X, last vs Prairie View A&M, 11/14/21
Steals	2 vs Niagara, 12/03/20
Blocks	2 vs Niagara, 12/03/20
Minutes	22:00 vs Rider, 12/05/20

Miscellaneous

Games with 10+ points	-
Games with 20+ points	-
Games with 5+ rebounds	2
Games with 10+ rebounds	-
Games with 3+ assists	-
Games with 2+ steals	1
Games with 2+ blocks	1
Double-Doubles	-
Games led OSU in points	-
Games led OSU in rebounds	-
Games led OSU in assists	-
Games led OSU in steals	-
Games led OSU in blocks	-

CAREER STATS

NEWTON, Woody

NEWTON, Woody															Scoring					
SEASON	TEAM	GP-GS	MIN/AVG	FG-GA	FG%	3FG-3FGA	3FG%	FT-FTA	FT%	OFF DEF	TOT AVG	PF-FO	A TO	BLK STL	PTS	AVG				
2020-21	SU	11-0	87/7.9	13-28	.464	7-18	.389	5-8	.625	2	18	20	1.8	9-0	1	4	3	3	38	3.5
2021-22	OSU	17-0	128/7.5	12-35	.343	8-28	.286	3-7	.429	5	10	15	0.9	14-0	4	2	3	5	35	2.1
2022-23	OSU	6-0	43/7.1	7-17	.412	3-10	.300	2-5	.400	5	8	13	2.2	6-0	0	6	0	0	19	3.2
TOTAL FOR OSU		23-0	170/7.4	19-52	.365	11-38	.289	5-12	.417	10	18	28	1.2	20-0	4	8	3	5	54	2.3
TOTAL		34-0	257/7.6	32-80	.400	18-56	.321	10-20	.500	12	36	48	1.4	29-0	5	12	6	8	92	2.7

PLAYER SPOTLIGHT

5 CALEB ASBERRY

Guard • 6-3 • 165 • Redshirt Senior • Pflugerville, Texas • Texas State/Pflugerville HS



- Two-time NABC All-District selection (Second Team in both 2021, 2022).
- Two-time All-Sun Belt (2021: Third Team, 2022: First Team).
- Three-time Sun Belt Conference Player of the Week.
- 2021 Good Sam Empire Classic Tournament MVP (2021-22 season).
- 2020 Pioneer Challenge MVP (2020-21 season).
- 2020-21 Scholar Baller and the Institute for Sport & Social Justice Academic Momentum Award.
- NABC All-District 23 Second Team in 2022, alongside an All-Sun Belt First Team selection and was a two-time Sun Belt Player of the Week (Nov. 21 and Feb. 27).
- First Bobcat in school history to earn back-to-back All-District honors from the NABC.
- Started all 29 games during the 2021-22 season, the only Bobcat to do that, as he led the team in scoring with a career-high 13.6 points and also paced the team in minutes played (847), steals (37), three-pointers made (63).
- Averaged 13.6 points, 4.6 rebounds, 2.2 assists, and 1.3 steals during the standout year with a 43.3 percent field goal percentage and shot 38.7 percent from three.
- One of three Bobcats to average 10.0 or more points throughout the 2021-22 season was finished 11th in the Sun Belt in scoring.
- The season prior, he appeared in all 25 games and started the final 19 contests.
- For his efforts, was named a 2021 All-Sun Belt Conference Third Team selection and 2020-21 NABC Division I All-District 23 Second Team selection.
- That year, his junior season, he averaged 13.3 points with a 48.4 field goal percentage, 41.7 3-point field goal percentage and led the team for the second consecutive season with an 81.3 free-throw percentage.
- Also averaged 4.3 rebounds, 1.9 assists (47 total), and 1.2 steals per game (30 total).
- Totaled 18 games with 10 or more points highlighted by an eight-game streak scoring in double figures.
- Registered five games with 20 or more points and nine games with three or more made 3-point field goals.
- His first year with the Bobcats, his sophomore season, he appeared in 29 games and made five starts.
- That year, he averaged 17.1 minutes per game and scored 6.7 points per game on a 39.3 field goal percentage, 24.7 3-point field goal percentage, and an 86.1 free-throw percentage.
- Also averaged 2.5 rebounds, 0.8 assists, 0.7 steals and 0.2 blocks per game and scored 10 or more points in 10 games, including a season-high 18 points vs. UTSA where he knocked down three triples.

2022-23 GAME-BY-GAME STATS

#5 ASBERRY, Caleb

Opponent	Date	GS	MIN	FG-FGA	PCT	3FG-3FGA	PCT	FT-FTA	PCT	OFF	DEF	TOT	AVG	PF	A	TO	BLK	STL	PTS	AVG
UT Arlington	11/07/2022		23:44	2-7	.286	0-4	.000	0-0	.000	0	1	1	1.0	4	4	5	0	2	4	4.0
Southern Ill.	11/10/2022		20:45	3-6	.500	3-6	.500	4-4	1.000	0	2	2	1.5	3	0	0	1	0	13	8.5
at Oakland	11/13/2022		21:21	4-7	.571	3-5	.600	2-2	1.000	0	3	3	2.0	2	1	1	0	0	13	10.0
vs UCF	11/18/2022		29:35	2-8	.250	2-6	.333	0-0	.000	0	2	2	2.0	2	2	1	0	1	6	9.0
vs DePaul	11/20/2022		26:00	2-4	.500	1-2	.500	2-2	1.000	1	2	3	2.2	3	3	0	0	0	7	8.6
Tulsa	11/25/2022		20:29	2-7	.286	2-5	.400	2-2	1.000	1	4	5	2.7	2	1	0	0	3	8	8.5
Prairie View	11/27/2022		17:55	2-4	.500	0-2	.000	0-0	.000	1	5	6	3.1	1	1	1	0	0	4	7.9
at UConn	12/01/2022		26:58	3-4	.750	3-4	.750	2-2	1.000	0	2	2	3.0	3	3	3	0	0	11	8.3
Sam Houston	12/06/2022		23:02	1-6	.167	0-4	.000	3-4	.750	0	1	1	2.8	1	1	0	0	0	5	7.9
vs Virginia Tech	12/11/2022		24:43	2-8	.250	2-8	.250	2-2	1.000	0	3	3	2.8	3	2	1	0	0	8	7.9
at Kansas	12/31/2022		16:35	1-2	.500	1-2	.500	2-2	1.000	0	2	2	2.7	3	2	0	1	0	5	7.6
Totals		0	251:07	24-63	.381	17-48	.354	19-20	.950	3	27	30	2.7	27	20	12	2	6	84	7.6

Player Averages

Games Played	Minutes/game	Points/game	FG Pct	3FG Pct	FT Pct	Rebounds/game	Assists/game	Turnovers/game	Assist/Turnover ratio	Steals/game	Blocks/game
11	22.8	7.6	38.1	35.4	95.0	2.7	1.8	1.1	1.7	0.5	0.2

CAREER GAME HIGHS / SUPERLATIVES

Points	28 at Denver, 12/19/20
Rebounds	10, 2X, last vs ULM, 01/13/22
Field Goals	10 at Denver, 12/19/20
Field Goals Att.	17 vs Little Rock, 02/06/21
3-Point FG	6 at Troy, 02/25/22
3-Point FG Att.	10, 3X, last vs Lamar, 12/15/21
Free Throws Made	9 vs Coastal Carolina, 01/09/20
Free Throws Att.	10 vs Coastal Carolina, 01/09/20
Assists	7 vs Utah Tech, 11/19/21
Steals	4, 5X, last vs Troy, 12/30/21
Blocks	2, 3X, at UT Arlington, 01/27/22
Minutes	42:00 vs Little Rock, 02/06/21

Miscellaneous

Miscellaneous	Career
Games with 10+ points	51
Games with 20+ points	11
Games with 5+ rebounds	30
Games with 10+ rebounds	2
Games with 3+ assists	20
Games with 2+ steals	22
Games with 2+ blocks	3
Double-Doubles	2
Games led OSU in points	-
Games led OSU in rebounds	-
Games led OSU in assists	3
Games led OSU in steals	2
Games led OSU in blocks	-

CAREER STATS

ASBERRY, Caleb

SEASON	TEAM	GP-GS	MIN/AVG	FG-FGA	FG%	3FG-3FGA	3FG%	FT-FTA	FT%	OFF	DEF	TOT	AVG	PF-FO	A	TO	BLK	STL	PTS	AVG
2019-20	TXST	29-5	496/17.1	70-176	.393	23-93	.247	31-36	.861	35	57	72	2.5	48-0	24	27	5	19	194	6.7
2020-21	TXST	25-19	725/29.0	122-252	.484	50-120	.417	39-48	.813	15	92	107	4.3	52-0	47	49	5	30	333	13.3
2021-22	TXST	29-29	848/29.2	125-289	.433	63-163	.387	82-100	.820	19	113	132	4.6	70-1	63	61	14	37	395	13.6
2022-23	OSU	11-0	251/22.8	24-63	.381	17-48	.354	19-20	.950	3	27	30	2.7	27-0	20	12	2	6	84	7.6
TOTAL FOR OSU		11-0	251/22.8	24-63	.381	17-48	.354	19-20	.950	3	27	30	2.7	27-0	20	12	2	6	84	7.6
TOTAL		94-53	2319/24.7	341-782	.436	153-424	.361	171-204	.838	52	289	341	3.6	197-1	154	149	26	92	1006	10.7

PLAYER SPOTLIGHT

12 NAZ BROWN

Guard • 6-0 • 181 • Freshman • Fort Worth, Texas • Coppell HS

- Was a four-year letterwinner at Coppell High School.
- Averaged 15.6 points per game with 3.7 rebounds and 3.2 assists.
- Honors included an All-Region selection, was the team's MVP at the Kreuger Classic Tournament, was named Newcomer of the Year his freshman season, was a four-time All-District selection and was named to the Coppell Classic All-Tournament Team.
- Helped lead his team to two district championships.



2022-23 GAME-BY-GAME STATS

#12 BROWN, Naz

Opponent	Date	GS	MIN	Total		3-Pointers		Free throws		Rebounds				PF				PTS			
				FG-FGA	PCT	3FG-3FGA	PCT	FT-FTA	PCT	OFF	DEF	TOT	AVG	PF	A	TO	BLK	STL	PTS	AVG	
at Oakland	11/13/2022		01:18	0-1	.000	0-1	.000	0-0	.000	0	0	0	0.0	0	0	0	0	0	0	0.0	
Tulsa	11/25/2022		04:02	0-1	.000	0-1	.000	0-0	.000	0	0	0	0.0	1	0	2	0	0	0	0.0	
Prairie View	11/27/2022		01:24	0-0	.000	0-0	.000	0-0	.000	0	0	0	0.0	0	0	0	0	0	0	0.0	
A&M-Corpus Christi	12/20/2022		01:19	0-1	.000	0-1	.000	0-0	.000	0	0	0	0.0	0	0	0	0	0	0	0.0	
Totals		0	08:03	0-3	.000	0-3	.000	0-0	.000	0	0	0	0.0	1	0	2	0	0	0	0.0	

Player Averages

Games Played	Minutes/game	Points/game	FG Pct	3FG Pct	FT Pct	Rebounds/game	Assists/game	Turnovers/game	Assist/Turnover ratio	Steals/game	Blocks/game
4	2.0	0.0	0.0	0.0	0.0	0.0	0.0	0.5	0.0	0.0	0.0

CAREER GAME HIGHS / SUPERLATIVES

Points	-
Rebounds	-
Field Goals	-
Field Goals Att.	1, 3X, last vs Texas A&M-Corpus Christi, 12/20/22
3-Point FG	-
3-Point FG Att.	1, 3X, last vs Texas A&M-Corpus Christi, 12/20/22
Free Throws Made	-
Free Throws Att.	-
Assists	-
Steals	-
Blocks	-
Minutes	4:02 vs Tulsa, 11/25/22

Miscellaneous

Games with 10+ points	-
Games with 20+ points	-
Games with 5+ rebounds	-
Games with 10+ rebounds	-
Games with 3+ assists	-
Games with 2+ steals	-
Games with 2+ blocks	-
Double-Doubles	-
Games led OSU in points	-
Games led OSU in rebounds	-
Games led OSU in assists	-
Games led OSU in steals	-
Games led OSU in blocks	-

CAREER STATS

BROWN, Naz

BROWN, Naz			Field Goals			3-Point		F-Throws		Rebounds								Scoring		
SEASON	TEAM	GP-GS	MIN/AVG	FG-FGA	FG%	3FG-3FGA	3FG%	FT-FTA	FT%	OFF	DEF	TOT	AVG	PF-FO	A	TO	BLK	STL	PTS	AVG
2022-23	OSU	4-0	8/2.0	0-3	.000	0-3	.000	0-0	.000	0	0	0	0.0	1-0	0	2	0	0	0	0.0
TOTAL		4-0	8/2.0	0-3	.000	0-3	.000	0-0	.000	0	0	0	0.0	1-0	0	2	0	0	0	0.0

PLAYER SPOTLIGHT

#13 QUION WILLIAMS

Guard • 6-4 • 208 • Freshman • Jonesboro, Ark. • Jonesboro HS

- Was a letter winner at Jonesboro High School in Arkansas.
- Was notably named the state's 5A MVP.
- Selected to the All-State and All-Conference Teams.
- Helped lead his team to two state championships and a 30-3 record.



2022-23 GAME-BY-GAME STATS

#13 WILLIAMS, Quion

Opponent	Date	GS	MIN	Total		3-Pointers		Free throws		Rebounds				PF	A	TO	BLK	STL	PTS	AVG
				FG-FGA	PCT	3FG-3FGA	PCT	FT-FTA	PCT	OFF	DEF	TOT	AVG							
UT Arlington	11/07/2022		08:45	0-0	.000	0-0	.000	1-2	.500	0	0	0	0.0	0	0	0	0	0	1	1.0
Southern Ill.	11/10/2022		05:44	0-0	.000	0-0	.000	0-0	.000	0	0	0	0.0	1	0	0	0	0	0	0.5
at Oakland	11/13/2022		10:32	0-3	.000	0-1	.000	0-0	.000	1	1	2	0.7	1	2	0	0	0	0	0.3
vs UCF	11/18/2022		05:55	1-2	.500	0-1	.000	0-0	.000	0	1	1	0.8	1	0	1	0	0	2	0.8
vs DePaul	11/20/2022		11:51	0-1	.000	0-1	.000	0-0	.000	0	2	2	1.0	3	1	1	0	0	0	0.6
Tulsa	11/25/2022		18:21	3-4	.750	0-1	.000	0-1	.000	3	4	7	2.0	0	1	1	0	1	6	1.5
Prairie View	11/27/2022		25:52	3-3	1.000	1-1	1.000	4-5	.800	1	1	2	2.0	2	2	1	0	2	11	2.9
at UConn	12/01/2022		09:11	0-2	.000	0-1	.000	0-0	.000	0	2	2	2.0	3	0	0	0	0	0	2.5
Sam Houston	12/06/2022		08:45	1-2	.500	1-1	1.000	0-0	.000	1	2	3	2.1	2	0	2	0	0	3	2.6
vs Virginia Tech	12/11/2022		02:16	0-0	.000	0-0	.000	0-0	.000	0	1	1	2.0	0	0	0	0	0	0	2.3
vs Wichita St.	12/17/2022		09:14	0-2	.000	0-1	.000	0-0	.000	1	0	1	1.9	2	1	0	0	0	0	2.1
A&M-Corpus Christi	12/20/2022		15:23	3-8	.375	2-5	.400	0-0	.000	1	1	2	1.9	0	1	1	0	1	8	2.6
Totals		0	131:49	11-27	.407	4-13	.308	5-8	.625	8	15	23	1.9	15	8	7	0	4	31	2.6

Player Averages

Games Played	Minutes/game	Points/game	FG Pct	3FG Pct	FT Pct	Rebounds/game	Assists/game	Turnovers/game	Assist/Turnover ratio	Steals/game	Blocks/game
12	11.0	2.6	40.7	30.8	62.5	1.9	0.7	0.6	1.1	0.3	0.0

CAREER GAME HIGHS / SUPERLATIVES

Points	11 vs Prairie View A&M, 11/27/22
Rebounds	7 vs Tulsa, 11/25/22
Field Goals	3, 3X, last vs Texas A&M-Corpus Christi, 12/20/22
Field Goals Att.	8 vs Texas A&M-Corpus Christi, 12/20/22
3-Point FG	2 vs Texas A&M-Corpus Christi, 12/20/22
3-Point FG Att.	5 vs Texas A&M-Corpus Christi, 12/20/22
Free Throws Made	4 vs Prairie View A&M, 11/27/22
Free Throws Att.	5 vs Prairie View A&M, 11/27/22
Assists	2, 2X, last vs Prairie View A&M, 11/27/22
Steals	2 vs Prairie View A&M, 11/27/22
Blocks	-
Minutes	25:52 vs Prairie View A&M, 11/27/22

Miscellaneous

	Career
Games with 10+ points	1
Games with 20+ points	-
Games with 5+ rebounds	1
Games with 10+ rebounds	-
Games with 3+ assists	-
Games with 2+ steals	1
Games with 2+ blocks	-
Double-Doubles	-
Games led OSU in points	-
Games led OSU in rebounds	-
Games led OSU in assists	-
Games led OSU in steals	-
Games led OSU in blocks	-

CAREER STATS


WILLIAMS, Quion

SEASON	TEAM	GP-GS	MIN/AVG	Field Goals		3-Point		F-Throws		Rebounds				Scoring	
				FG-FGA	FG%	3FG-3FGA	3FG%	FT-FTA	FT%	OFF	DEF	TOT	AVG	PF-FO	A TO BLK STL PTS AVG
2022-23	OSU	12-0	132/11.0	11-27	.407	4-13	.308	5-8	.625	8	15	23	1.9	15-0	8 7 0 4 31 2.6
TOTAL		12-0	132/11.0	11-27	.407	4-13	.308	5-8	.625	8	15	23	1.9	15-0	8 7 0 4 31 2.6

PLAYER SPOTLIGHT

15 CARSON SAGER

Guard • 6-4 • 207 • Junior • Wichita Falls, Texas • Rider HS



- Saw action in four games for the Cowboys and recorded a bucket against UT Arlington on Nov. 9 – the opening game of the year.
- Recorded two minutes of work against Big 12 foe West Virginia on Feb. 12.
- Recorded the first points of his collegiate career from the free throw line in the 2021-22 season opener vs UT Arlington to a standing ovation from the home crowd at Gallagher-Iba Arena.
- Joined the Cowboys as a walk-on in the fall of 2020 and provided a strong practice presence for the entire season.
- Accompanied OSU during their postseason run in Kansas City and Indianapolis.
- Played a part in OSU's nine wins over AP Top-25 squads, the program's first Big 12 Championship title game appearance since 2005 and its first NCAA Tournament victory since 2009.
- Younger brother of former Cowboy Christien Sager, who played at OSU from 2011-15. Christien informed Carson that he made the OSU team as a walk-on in a viral online video.
- Named a first-team All-District selection for Rider High School in Wichita Falls, Texas.
- Helped lead Rider to a program-best 32-5 record and a spot in the Region I-5A Tournament for the second time in program history.
- Named one of 25 2020 Oil Bowl All-Stars, a prestigious all-star game in the North Texas area.
- MVP of the Fantasy of Lights Tournament in Wichita Falls.
- Academic All-State selection.
- Played AAU ball for Texas Impact.
- Earned valedictorian honors at Rider.
- Son of Charlie and Tacy Sager. His father played basketball at Utah State and Midwestern State.
- Also has a sister named Kelsie, who plays beach volleyball at Central Arkansas.

2022-23 GAME-BY-GAME STATS

#15 SAGER, Carson

Opponent	Date	GS	MIN	FG-FGA	PCT	3FG-3FGA	PCT	FT-FTA	PCT	OFF	DEF	TOT	AVG	PF	A	TO	BLK	STL	PTS	AVG
at Oakland	11/13/2022		01:18	0-0	.000	0-0	.000	0-0	.000	0	0	0	0.0	1	0	0	0	0	0	0.0
Tulsa	11/25/2022		01:37	0-0	.000	0-0	.000	0-0	.000	0	0	0	0.0	0	0	1	0	0	0	0.0
Prairie View	11/27/2022		01:24	0-0	.000	0-0	.000	0-0	.000	0	1	1	0.3	0	0	0	0	0	0	0.0
A&M-Corpus Christi	12/20/2022		01:19	0-0	.000	0-0	.000	0-0	.000	0	0	0	0.3	0	0	0	0	0	0	0.0
Totals		0	05:38	0-0	.000	0-0	.000	0-0	.000	0	1	1	0.3	1	0	1	0	0	0	0.0

Player Averages

Games Played	Minutes/game	Points/game	FG Pct	3FG Pct	FT Pct	Rebounds/game	Assists/game	Turnovers/game	Assist/Turnover ratio	Steals/game	Blocks/game
4	1.4	0.0	0.0	0.0	0.0	0.3	0.0	0.3	0.0	0.0	0.0

CAREER GAME HIGHS / SUPERLATIVES

Points	2 vs UT Arlington, 11/09/21
Rebounds	1, 2X, last vs Prairie View A&M, 11/27/22
Field Goals	-
Field Goals Att.	1 vs UT Arlington, 11/09/21
3-Point FG	-
3-Point FG Att.	-
Free Throws Made	2 vs UT Arlington, 11/09/21
Free Throws Att.	2 vs UT Arlington, 11/09/21
Assists	-
Steals	1 vs Col. of Charleston, 11/22/21
Blocks	-
Minutes	1:37 vs Tulsa, 11/25/22

Miscellaneous

Career
Games with 10+ points
Games with 20+ points
Games with 5+ rebounds
Games with 10+ rebounds
Games with 3+ assists
Games with 2+ steals
Games with 2+ blocks
Double-Doubles
Games led OSU in points
Games led OSU in rebounds
Games led OSU in assists
Games led OSU in steals
Games led OSU in blocks

CAREER STATS

SAGER, Carson


Field Goals																			3-Point			F-Throws			Rebounds			Scoring		
SEASON	TEAM	GP-GS	MIN	AVG	FG-FGA	FG%	3FG-3FGA	3FG%	FT-FTA	FT%	OFF	DEF	TOT	AVG	PF-FO	A	TO	BLK	STL	PTS	AVG									
2021-22	OSU	4-0	6	1.4	0-1	.000	0-0	.000	2-2	1.000	1	0	1	0.3	0-0	0	0	0	1	2	0.5									
2022-23	OSU	4-0	6	1.4	0-0	.000	0-0	.000	0-0	.000	0	1	1	0.3	1-0	0	1	0	0	0	0.0									
TOTAL		8-0	11	1.4	0-1	.000	0-0	.000	2-2	1.000	1	1	2	0.3	1-0	0	1	0	1	2	0.3									

PLAYER SPOTLIGHT

21 BROOKS MANZER

Guard • 6-3 • 290 • Sophomore • Edmond, Okla. • Edmond Memorial HS

- A valuable member of the team, providing energy and motivation off the bench.
- Three-year letter winner after missing most of senior year due to ACL surgery.
- Played on three-consecutive State Tournament teams, including a state-runners up finish in 2021.
- Also played baseball. Was a two-year letter winner and hit .337 for the Bulldogs during his senior season.
- Received the Bulldog Spirit Award for outstanding leadership during his senior year of high school.
- Has completed all requirements necessary to become an Eagle Scout.
- Born on Oct. 23, 2002.
- Son of Bryndon and Janie Manzer.
- Is the 13th member of his family to attend Oklahoma State.
- Father, Bryndon, played basketball at OSU for Eddie Sutton from 1992-94. Grandfather, Lee, taught Marketing at OSU for 43 years and has been the official scorer for Cowboy home games for more than 30 years.
- Plans to major in Applied Exercise Science.



2022-23 GAME-BY-GAME STATS

#21 MANZER, Brooks

Opponent	Date	GS	MIN	Total		3-Pointers		Free throws		Rebounds				PF	A	TO	BLK	STL	PTS	AVG
				FG-FGA	PCT	3FG-3FGA	PCT	FT-FTA	PCT	OFF	DEF	TOT	AVG							
at Oakland	11/13/2022		01:18	0-0	.000	0-0	.000	0-0	.000	0	0	0	0.0	0	1	0	0	0	0	0.0
Tulsa	11/25/2022		01:37	0-0	.000	0-0	.000	0-0	.000	0	0	0	0.0	0	0	0	0	0	0	0.0
Prairie View	11/27/2022		01:24	0-0	.000	0-0	.000	0-0	.000	0	1	1	0.3	0	0	0	0	0	0	0.0
Totals		0	04:19	0-0	.000	0-0	.000	0-0	.000	0	1	1	0.3	0	1	0	0	0	0	0.0

Player Averages

Games Played	Minutes/game	Points/game	FG Pct	3FG Pct	FT Pct	Rebounds/game	Assists/game	Turnovers/game	Assist/Turnover ratio	Steals/game	Blocks/game
3	1.4	0.0	0.0	0.0	0.0	0.3	0.3	0.0	1.0	0.0	0.0

CAREER GAME HIGHS / SUPERLATIVES

Points	-
Rebounds	1 vs Prairie View A&M, 11/27/22
Field Goals	-
Field Goals Att.	-
3-Point FG	-
3-Point FG Att.	-
Free Throws Made	-
Free Throws Att.	-
Assists	1 at Oakland, 11/13/22
Steals	-
Blocks	-
Minutes	1:37 vs Tulsa, 11/25/22

Miscellaneous

Games with 10+ points	-
Games with 20+ points	-
Games with 5+ rebounds	-
Games with 10+ rebounds	-
Games with 3+ assists	-
Games with 2+ steals	-
Games with 2+ blocks	-
Double-Doubles	-
Games led OSU in points	-
Games led OSU in rebounds	-
Games led OSU in assists	-
Games led OSU in steals	-
Games led OSU in blocks	-

CAREER STATS

MANZER, Brooks

				Field Goals		3-Point		F-Throws		Rebounds								Scoring		
SEASON	TEAM	GP-GS	MIN/AVG	FG-FGA	FG%	3FG-3FGA	3FG%	FT-FTA	FT%	OFF	DEF	TOT	AVG	PF-FO	A	TO	BLK	STL	PTS	AVG
2022-23	OSU	3-0	4/1.4	0-0	.000	0-0	.000	0-0	.000	0	1	1	0.3	0-0	1	0	0	0	0	0.0
TOTAL		3-0	4/1.4	0-0	.000	0-0	.000	0-0	.000	0	1	1	0.3	0-0	1	0	0	0	0	0.0

PLAYER SPOTLIGHT

22 KALIB BOONE

Forward • 6-9 • 198 • Senior • Tulsa, Okla. • Memorial HS

- Saw action in 26 games for OSU while fighting through early injuries. Earned four starts on the year with 10.9 minutes per game.
- Posted a season-best 20 points in the win over NC State on Nov. 17. Followed it up with 13 points against College of Charleston on Nov. 22 and 11 points at ORU on Nov. 26.
- Had a key 12 points in the win over Oklahoma on Feb. 5.
- Finished with the second-most blocks in the Big 12.



2022-23 GAME-BY-GAME STATS

#22 BOONE, Kalib

Opponent		Date	GS	MIN	Total FG-FGA PCT		3-Pointers 3FG-3FGA PCT		Free throws FT-FTA PCT		Rebounds OFF DEF TOT AVG			PF	A	TO	BLK	STL	PTS	AVG		
UT Arlington		11/07/2022	*	26:02	5-7	.714	0-0	.000	5-6	.833	4	4	8	8.0	4	2	1	2	0	15	15.0	
Southern Ill.		11/10/2022	*	28:07	1-3	.333	0-1	.000	0-0	.000	2	3	5	6.5	3	2	1	1	2	8.5	8.5	
at Oakland		11/13/2022	*	22:20	4-7	.571	0-0	.000	1-1	1.000	2	6	8	7.0	2	2	3	1	0	9	8.7	
vs UCF		11/18/2022	*	19:18	3-7	.429	0-0	.000	4-4	1.000	3	2	5	6.5	4	2	3	0	0	10	9.0	
vs DePaul		11/20/2022	*	24:29	7-11	.636	0-0	.000	3-3	1.000	4	1	5	6.2	5	3	3	0	2	17	10.6	
Tulsa		11/25/2022	*	17:41	3-7	.429	0-1	.000	3-3	1.000	3	1	4	5.8	0	1	2	0	0	9	10.3	
Prairie View		11/27/2022	*	16:22	2-5	.400	1-1	1.000	0-0	.000	2	1	3	5.4	1	2	3	1	0	5	9.6	
at UConn		12/01/2022	*	34:18	5-12	.417	0-0	.000	5-7	.714	5	3	8	5.8	2	0	2	1	1	15	10.3	
Sam Houston		12/06/2022	*	21:04	2-4	.500	0-1	.000	0-0	.000	3	0	3	5.4	1	2	2	0	1	4	9.6	
vs Virginia Tech		12/11/2022	*	27:13	6-10	.600	0-0	.000	3-4	.750	3	4	7	5.6	3	0	2	4	1	15	10.1	
vs Wichita St.		12/17/2022	*	28:48	2-5	.400	0-0	.000	2-4	.500	2	3	5	5.5	2	1	2	0	0	6	9.7	
A&M-Corpus Christi		12/20/2022	*	13:26	2-3	.667	0-1	.000	3-3	1.000	1	2	3	5.3	2	1	1	1	0	7	9.5	
at Kansas		12/31/2022	*	22:12	1-4	.250	0-0	.000	0-0	.000	2	5	7	5.5	1	2	1	1	0	2	8.9	
Totals				13	301:20	43-85	.506	1-5	.200	29-35	.829	36	35	71	5.5	30	20	26	12	6	116	8.9

Player Averages

Games Played	Minutes/game	Points/game	FG Pct	3FG Pct	FT Pct	Rebounds/game	Assists/game	Turnovers/game	Assist/Turnover ratio	Steals/game	Blocks/game
13	23.2	8.9	50.6	20.0	82.9	5.5	1.5	2.0	0.8	0.5	0.9

CAREER GAME HIGHS / SUPERLATIVES

Points	22 vs Texas, 02/06/21
Rebounds	15 vs Texas, 02/06/21
Field Goals	10 vs Baylor, 01/23/21
Field Goals Att.	15 vs Baylor, 01/23/21
3-Point FG	1 vs Prairie View A&M, 11/27/22
3-Point FG Att.	1, 5X, last vs Sam Houston, 12/06/22
Free Throws Made	12 vs vs Texas Tech, 02/15/20
Free Throws Att.	14 vs vs Texas Tech, 02/15/20
Assists	3, 3X, last vs DePaul, 11/20/22
Steals	4 vs Oakland, 12/05/20
Blocks	6, 2X, last vs West Virginia, 03/11/21
Minutes	40:55 vs Texas, 02/06/21

Miscellaneous

Games with 10+ points	27
Games with 20+ points	3
Games with 5+ rebounds	34
Games with 10+ rebounds	3
Games with 3+ assists	3
Games with 2+ steals	5
Games with 2+ blocks	23
Double-Doubles	2
Games led OSU in points	9
Games led OSU in rebounds	13
Games led OSU in assists	2
Games led OSU in steals	8
Games led OSU in blocks	36

CAREER STATS

BOONE, Kalib

BOONE, Kaleb																				
		Field Goals			3-Point		F-Throws		Rebounds						Scoring					
SEASON	TEAM	GP-GS	MIN/AVG	FG-FGA	FG%	3FG-3FGA	3FG%	FT-FTA	FT%	OFF	DEF	TOT	AVG	PF-FO	A	TO	BLK	STL	PTS	AVG
2019-20	OSU	31-4	36.3/11.7	56-102	.549	0-0	.000	35-48	.729	41	53	94	3.0	53-1	13	22	23	7	147	4.7
2020-21	OSU	30-24	61.9/20.6	113-176	.642	0-0	.000	56-86	.651	51	110	161	5.4	74-3	24	56	49	19	282	9.4
2021-22	OSU	26-4	28.4/10.9	59-104	.567	0-1	.000	32-46	.696	28	34	62	2.4	39-0	12	32	33	11	150	5.8
2022-23	OSU	13-13	30.1/23.2	43-85	.506	1-5	.200	29-35	.829	36	35	71	5.5	30-1	20	26	12	6	116	8.9
TOTAL		100-45	156.7/15.7	271-467	.580	1-6	.167	152-215	.707	156	232	388	3.9	196-5	69	136	117	43	695	7.0

PLAYER SPOTLIGHT

23 TYREEK SMITH

Forward • 6-9 • 217 • Redshirt Junior • Baton Rouge, La. • Texas Tech/Trinity Christian HS



- Was a key member of the rotation off the bench, as he was the defender with the key block on the final shot of the game to help the Cowboys upset No. 12 Texas Tech at home to finish the season.
- Doing whatever was needed of him, saw action in 30 games with seven starts. He averaged 11.9 minutes per contest with 3.5 points, 2.8 rebounds and 0.6 blocks.
- Started the final seven games of the season as OSU went 4-3 during the stretch.
- Had a season-best 10 points in the win over NC State on Nov. 17.
- Had a season-high eight rebounds on Jan. 15 to help the Cowboys take down No. 1 Baylor on the road, marking the first time in program history OSU had defeated the top-ranked team in the country on the road.
- Proving to be a force in the paint, had five games in which he recorded two blocks.

2022-23 GAME-BY-GAME STATS

#23 SMITH, Tyreek

Opponent	Date	GS	MIN	Total FG-FGA	PCT	3-Pointers 3FG-3FGA	PCT	Free throws FT-FTA	PCT	Rebounds OFF DEF TOT AVG	PF	A	TO	BLK	STL	PTS	AVG
UT Arlington	11/07/2022		12:22	3-5	.600	0-1	.000	0-0	.000	2 1 3 3.0	1	0	0	0	0	6	6.0
Southern Ill.	11/10/2022		14:19	1-2	.500	0-0	.000	0-0	.000	0 2 2 2.5	0	1	1	0	1	2	4.0
at Oakland	11/13/2022		15:14	3-3	1.000	0-0	.000	2-2	1.000	1 2 3 2.7	2	1	0	0	1	8	5.3
vs UCF	11/18/2022		14:22	2-6	.333	0-1	.000	0-0	.000	2 2 4 3.0	1	0	0	1	1	4	5.0
vs DePaul	11/20/2022		18:08	4-5	.800	0-0	.000	3-6	.500	3 4 7 3.8	0	0	2	1	1	11	6.2
Tulsa	11/25/2022		13:50	5-5	1.000	0-0	.000	0-2	.000	2 5 7 4.3	0	1	0	0	0	10	6.8
Prairie View	11/27/2022		15:40	4-4	1.000	0-0	.000	0-0	.000	1 3 4 4.3	2	0	1	1	0	8	7.0
at UConn	12/01/2022		18:12	3-4	.750	0-0	.000	1-2	.500	1 2 3 4.1	2	0	1	1	0	7	7.0
Sam Houston	12/06/2022		21:10	4-5	.800	1-2	.500	1-2	.500	3 2 5 4.2	0	0	1	0	0	10	7.3
vs Virginia Tech	12/11/2022		15:41	1-4	.250	0-0	.000	0-0	.000	1 2 3 4.1	1	0	0	1	0	2	6.8
vs Wichita St.	12/17/2022		15:20	3-3	1.000	0-0	.000	1-1	1.000	0 2 2 3.9	2	1	1	1	0	7	6.8
A&M-Corpus Christi	12/20/2022		18:44	4-4	1.000	0-0	.000	4-4	1.000	1 2 3 3.8	0	0	0	0	0	12	7.3
at Kansas	12/31/2022		16:09	2-2	1.000	0-0	.000	0-1	.000	1 1 2 3.7	1	1	0	1	0	4	7.0
Totals		0	209:11	39-52	.750	1-4	.250	12-20	.600	18 30 48 3.7	12	5	7	7	4	91	7.0

Player Averages

Games Played	Minutes/game	Points/game	FG Pct	3FG Pct	FT Pct	Rebounds/game	Assists/game	Turnovers/game	Assist/Turnover ratio	Steals/game	Blocks/game
13	16.1	7.0	75.0	25.0	60.0	3.7	0.4	0.5	0.7	0.3	0.5

CAREER GAME HIGHS / SUPERLATIVES

Points	12 vs Texas A&M-Corpus Christi, 12/20/22
Rebounds	8, 2X, last at Baylor, 01/15/22
Field Goals	5, 2X, last vs Tulsa, 11/25/22
Field Goals Att.	7 vs NC State, 11/17/21
3-Point FG	1, 4X, last vs Sam Houston, 12/06/22
3-Point FG Att.	2 vs Sam Houston, 12/06/22
Free Throws Made	4, 2X, last vs Texas A&M-Corpus Christi, 12/20/22
Free Throws Att.	6 vs DePaul, 11/20/22
Assists	2, 2X, last at Baylor, 1/15/22
Steals	2 vs Kansas State, 02/06/21
Blocks	3, 2X, last vs Kansas State, 02/06/21
Minutes	21:10 vs Sam Houston, 12/06/22

Miscellaneous

Games with 10+ points	5
Games with 20+ points	-
Games with 5+ rebounds	10
Games with 10+ rebounds	-
Games with 3+ assists	-
Games with 2+ steals	1
Games with 2+ blocks	8
Double-Doubles	-
Games led OSU in points	-
Games led OSU in rebounds	3
Games led OSU in assists	-
Games led OSU in steals	-
Games led OSU in blocks	6

CAREER STATS

SMITH, Tyreek

SEASON	TEAM	GP-GS	MIN/AVG	Field Goals FG-FGA FG%	3-Point 3FG-3FGA 3FG%	F-Throws FT-FTA FT%	Rebounds OFF DEF TOT AVG	PF-FO	A	TO	BLK	STL	PTS	AVG
2020-21	TTU	29-0	244/8.4	28-46 .609	3-8 .375	17-28 .607	21 50 71 2.4	21-0	6	5	21	2	76	2.6
2021-22	OSU	30-7	358/11.9	42-65 .646	0-4 .000	21-36 .583	36 47 83 2.8	28-0	11	17	19	7	105	3.5
2022-23	OSU	13-0	209/16.1	39-52 .750	1-4 .250	12-20 .600	18 30 48 3.7	12-0	5	7	7	4	91	7.0
TOTAL FOR OSU		43-7	567/13.2	81-117 .692	1-8 .125	33-56 .589	54 77 131 3.0	40-0	16	24	26	11	196	4.6
TOTAL		72-7	811/11.3	109-163 .669	4-16 .250	50-84 .595	75 127 202 2.8	61-0	22	29	47	13	272	3.8

PLAYER SPOTLIGHT

25 BERNARD KOUMA

Forward • 6-10 • 240 • Senior • South Plains College / Our Saviour Lutheran HS [NY]

(Pronounced: COO-muh)

- Always a positive mind around the Cowboy program, Bernard Kouma saw action in six games.
- Was vital to team moral, on and off the court, with positive energy each day of the year.
- Record a season-best three points in the opening-day victory over UT-Arlington on Nov. 9.



2022-23 GAME-BY-GAME STATS

#25 KOUMA, Bernard

Opponent	Date	GS	MIN	FG-FGA	PCT	3FG-3FGA	PCT	FT-FTA	PCT	OFF	DEF	TOT	AVG	PF	A	TO	BLK	STL	PTS	AVG
Tulsa	11/25/2022		01:37	0-0	.000	0-0	.000	0-0	.000	0	0	0	0.0	0	0	0	1	0	0	0.0
Prairie View	11/27/2022		01:24	0-1	.000	0-0	.000	0-2	.000	0	0	0	0.0	0	0	0	1	0	0	0.0
A&M-Corpus Christi	12/20/2022		03:43	0-1	.000	0-0	.000	0-0	.000	0	1	1	0.3	1	0	0	0	0	0	0.0
Totals		0	06:44	0-2	.000	0-0	.000	0-2	.000	0	1	1	0.3	1	0	2	0	0	0	0.0

Player Averages

Games Played	Minutes/game	Points/game	FG Pct	3FG Pct	FT Pct	Rebounds/game	Assists/game	Turnovers/game	Assist/Turnover ratio	Steals/game	Blocks/game
3	2.2	0.0	0.0	0.0	0.0	0.3	0.0	0.0	0.0	0.0	0.7

CAREER GAME HIGHS / SUPERLATIVES

Points	6 at West Virginia, 03/06/21
Rebounds	10 at West Virginia, 03/06/21
Field Goals	3 at West Virginia, 03/06/21
Field Goals Att.	7 at West Virginia, 03/06/21
3-Point FG	-
3-Point FG Att.	-
Free Throws Made	2, 2X, last vs Oregon State, 03/21/21
Free Throws Att.	2, 5X, last vs Prairie View A&M, 11/27/22
Assists	2 vs Oakland, 12/05/20
Steals	-
Blocks	1, 5X, last vs Prairie View A&M, 11/27/22
Minutes	21:18 at West Virginia, 03/06/21

Miscellaneous

Games with 10+ points	-
Games with 20+ points	-
Games with 5+ rebounds	1
Games with 10+ rebounds	1
Games with 3+ assists	-
Games with 2+ steals	-
Games with 2+ blocks	-
Double-Doubles	-
Games led OSU in points	-
Games led OSU in rebounds	1
Games led OSU in assists	-
Games led OSU in steals	-
Games led OSU in blocks	2

CAREER STATS

KOUMA, Bernard

					Field Goals		3-Point		F-Throws		Rebounds								Scoring		
SEASON	TEAM	GP-GS	MIN	AVG	FG-FGA	FG%	3FG-3FGA	3FG%	FT-FTA	FT%	OFF	DEF	TOT	AVG	PF-FO	A	TO	BLK	STL	PTS	AVG
2020-21	OSU	26-2	177	6.8	16-26	.615	0-0	.000	6-7	.857	20	16	36	1.4	30-1	2	10	3	0	38	1.5
2021-22	OSU	6-0	12	2.0	3-4	.750	0-0	.000	1-2	.500	1	1	2	0.3	3-0	0	3	0	0	7	1.2
2022-23	OSU	3-0	7	2.2	0-2	.000	0-0	.000	0-2	.000	0	1	1	0.3	1-0	0	2	0	0	0	0.0

PLAYER SPOTLIGHT

33 MOUSSA CISSE

Forward • 7-1 • 216 • Junior • Conakry, Guinea • Memphis

(pronounced: MOO-suh SEE-say)

- For his efforts throughout the year, named the 2022 Big 12 Defensive Player of the Year
- Started 26 of OSU's 30 games and saw action in 29 while averaging 20 minutes per contest. Posted 7.2 points per game with 6.5 rebounds, 1.86 blocks and 0.3 assists.
- Led the Big 12 in blocked shots.
- Earned the opening day start against UT Arlington on Nov. 9 and quickly showed the impact he would make as he played 17 minutes with 17 points and 10 rebounds with two blocked shots and a steal.
- Posted his second double-double of the season on Nov. 16 against UMass Lowell thanks to a 12 point and 11-rebound night.
- First Big 12 double-double came on Feb. 12 against West Virginia. There he finished with 18 points and 10 rebounds.
- Posted two-straight double-doubles in a stretch of games against Baylor and Oklahoma in late February.
- Had a season-best six blocks in the win over College of Charleston on Nov. 22. Recorded five against Baylor on Feb. 21 and Texas Tech on March 5.
- Recorded eight games with 10 or more rebounds on his way to five double-doubles.



2022-23 GAME-BY-GAME STATS

#33 CISSE, Moussa

				Total		3-Pointers		Free throws		Rebounds											
Opponent	Date	GS	MIN	FG-FGA	PCT	3FG-3FGA	PCT	FT-FTA	PCT	OFF	DEF	TOT	AVG	PF	A	TO	BLK	STL	PTS	AVG	
UT Arlington	11/07/2022	*	22:56	2-3	.667	0-0	.000	1-2	.500	1	4	5	5.0	3	2	3	4	2	5	5.0	
Southern Ill.	11/10/2022	*	30:20	5-10	.500	0-0	.000	1-4	.250	5	10	15	10.0	1	0	3	3	0	11	8.0	
at Oakland	11/13/2022	*	23:15	5-9	.556	0-0	.000	1-2	.500	2	8	10	10.0	2	0	1	3	0	11	9.0	
vs UCF	11/18/2022	*	37:42	6-9	.667	0-0	.000	2-4	.500	8	6	14	11.0	4	2	3	6	2	14	10.3	
vs DePaul	11/20/2022	*	17:11	2-3	.667	0-0	.000	0-2	.000	4	7	11	11.0	4	0	1	2	0	4	9.0	
Tulsa	11/25/2022	*	24:26	6-7	.857	0-0	.000	0-2	.000	2	6	8	10.5	0	1	1	3	0	12	9.5	
Prairie View	11/27/2022	*	22:56	6-9	.667	0-0	.000	1-3	.333	5	6	11	10.6	1	0	0	4	0	13	10.0	
at UConn	12/01/2022	*	15:50	0-2	.000	0-0	.000	0-0	.000	2	8	10	10.5	5	0	2	1	0	0	8.8	
Sam Houston	12/06/2022	*	34:55	2-5	.400	0-0	.000	2-3	.667	2	11	13	10.8	3	0	2	4	1	6	8.4	
vs Virginia Tech	12/11/2022	*	29:30	3-5	.600	0-0	.000	6-9	.667	1	6	7	10.4	4	1	2	1	0	12	8.8	
vs Wichita St.	12/17/2022	*	28:36	1-2	.500	0-0	.000	1-2	.500	3	9	12	10.5	1	0	2	3	0	3	8.3	
A&M-Corpus Christi	12/20/2022	*	30:29	6-9	.667	0-0	.000	0-2	.000	1	13	14	10.8	2	1	2	1	1	12	8.6	
at Kansas	12/31/2022	*	24:51	2-5	.400	0-0	.000	0-1	.000	3	3	6	10.5	1	2	0	2	1	4	8.2	
Totals			13	342:56	46-78	.590	0-0	.000	15-36	.417	39	97	136	10.5	31	9	22	37	7	107	8.2

Player Averages

Games Played	Minutes/game	Points/game	FG Pct	3FG Pct	FT Pct	Rebounds/game	Assists/game	Turnovers/game	Assist/Turnover ratio	Steals/game	Blocks/game
13	26.4	8.2	59.0	0.0	41.7	10.5	0.7	1.7	0.4	0.5	2.8

CAREER GAME HIGHS / SUPERLATIVES

Points	18 vs West Virginia, 02/12/22
Rebounds	15 vs Southern Illinois, 11/10/22
Field Goals	8 vs West Virginia, 02/12/22
Field Goals Att.	13 vs East Carolina, 01/24/21
3-Point FG	-
3-Point FG Att.	1 at South Florida, 03/02/21
Free Throws Made	6 vs Virginia Tech, 12/11/22
Free Throws Att.	9 vs Virginia Tech, 12/11/22
Assists	2, 3X, last at Kansas, 12/31/22
Steals	2, 2X, last vs UCF, 11/18/22
Blocks	6, 2X, last vs UCF, 11/18/22
Minutes	37:42 vs UCF, 11/18/22

Miscellaneous

Career	
Games with 10+ points	22
Games with 20+ points	-
Games with 5+ rebounds	53
Games with 10+ rebounds	22
Games with 3+ assists	-
Games with 2+ steals	2
Games with 2+ blocks	35
Double-Doubles	11
Games led OSU in points	3
Games led OSU in rebounds	24
Games led OSU in assists	-
Games led OSU in steals	3
Games led OSU in blocks	30

CAREER STATS

CISSE, Moussa

SEASON	TEAM	GP-GS	MIN/AVG	Field Goals FG-FGA	FG%	3-Point 3FG-3FGA	3FG%	F-Throws FT-FTA	FT%	Rebounds OFF DEF TOT	AVG	PF-FO	A	TO	BLK	STL	PTS	AVG
2020-21	Mem	28-28	519/18.5	80-145	.552	0-1	.000	24-74	.324	63 113 176	6.3	66-2	13	44	46	8	184	6.6
2021-22	OSU	29-26	580/20.0	80-143	.559	0-0	.000	50-89	.562	77 112 189	6.5	65-1	10	38	54	12	210	7.2
2022-23	OSU	13-13	343/26.4	46-78	.590	0-0	.000	15-36	.417	39 97 136	10.5	31-1	9	22	37	7	107	8.2
TOTAL FOR OSU		42-39	923/22.0	126-221	.570	0-0	.000	65-125	.520	116 209 325	7.7	96-2	19	60	91	19	317	7.5
TOTAL		70-67	1443/20.6	206-366	.563	0-1	.000	89-199	.447	179 322 501	7.2	162-4	32	104	137	27	501	7.2

PLAYER SPOTLIGHT

35 WESTON CHURCH

Guard • 6-3 • 180 • Junior • Fairview, Okla. • Fairview HS



- With positive energy on and off the court, Weston Church impacted the Cowboy program each day with his positivity and work ethic.
- Saw action in four games for the Cowboys, including checking in against Big 12 foe West Virginia on Feb. 12.
- Recorded his first bucket in a Cowboy uniform in the final seconds of the 2021-22 season opener against UT Arlington to a standing ovation from the home crowd at Gallagher-Iba Arena.
- Joined the Cowboys as a walk-on in the fall of 2020 and provided a strong practice presence.
- Key cog in OSU's nine wins over AP Top-25 squads, the program's first Big 12 Championship title game appearance since 2005 and its first NCAA Tournament victory since 2009.
- The Enid News named Church to their All-Northwest Oklahoma First Team following the 2020 season.
- Averaged 24.7 points and 5.0 rebounds per game as a senior.
- Earned a spot on the Oklahoma Basketball Coaches Association All-District 1 Team and was named an All-Great Plains Conference selection.
- Named to the OCA Small West 2A All-Star Team.
- Named the valedictorian of his graduating class at Fairview.
- President of his school's Future Farmers of America chapter, and also served as Fairview's student council treasurer and was an active member of the school's National Honors Society and Fellowship of Christian Athletes groups.
- Born on March 15, 2002.
- Son of Scott and Natalie Church.
- Has one brother, Will.

2022-23 GAME-BY-GAME STATS

#35 CHURCH, Weston

Opponent	Date	GS	MIN	Total		3-Pointers		Free throws		Rebounds				PF				PTS	AVG
				FG-FGA	PCT	3FG-3FGA	PCT	FT-FTA	PCT	OFF	DEF	TOT	AVG	A	TO	BLK	STL		
at Oakland	11/13/2022		01:18	1-1	1.000	1-1	1.000	0-0	.000	0	0	0	0.0	0	0	0	0	3	3.0
Tulsa	11/25/2022		01:37	0-0	.000	0-0	.000	0-0	.000	0	1	1	0.5	0	0	0	0	0	1.5
Prairie View	11/27/2022		01:24	0-0	.000	0-0	.000	0-0	.000	0	0	0	0.3	0	0	0	0	0	1.0
A&M-Corpus Christi	12/20/2022		01:19	0-0	.000	0-0	.000	0-0	.000	0	0	0	0.3	0	0	0	0	0	0.8
Totals		0	05:38	1-1	1.000	1-1	1.000	0-0	.000	0	1	1	0.3	0	0	0	0	3	0.8

Player Averages

Games Played	Minutes/game	Points/game	FG Pct	3FG Pct	FT Pct	Rebounds/game	Assists/game	Turnovers/game	Assist/Turnover ratio	Steals/game	Blocks/game
4	1.4	0.8	100.0	100.0	0.0	0.3	0.0	0.0	0.0	0.0	0.0

CAREER GAME HIGHS / SUPERLATIVES

Points	3 at Oakland, 11/13/22
Rebounds	1 vs Tulsa, 11/25/22
Field Goals	1, 2X, last at Oakland, 11/13/22
Field Goals Att.	2 vs UT Arlington, 11/09/21
3-Point FG	1 at Oakland, 11/13/22
3-Point FG Att.	1 at Oakland, 11/13/22
Free Throws Made	-
Free Throws Att.	-
Assists	-
Steals	1 vs West Virginia, 02/12/22
Blocks	-
Minutes	1:37 vs Tulsa, 11/25/22

Miscellaneous

Games with 10+ points	-
Games with 20+ points	-
Games with 5+ rebounds	-
Games with 10+ rebounds	-
Games with 3+ assists	-
Games with 2+ steals	-
Games with 2+ blocks	-
Double-Doubles	-
Games led OSU in points	-
Games led OSU in rebounds	-
Games led OSU in assists	-
Games led OSU in steals	1
Games led OSU in blocks	-

CAREER STATS

CHURCH, Weston

CHURCH, Weston																	Scoring			
SEASON	TEAM	GP-GS	MIN/AVG	Field Goals		3-Point		F-Throws		Rebounds				Other Stats				PTS	AVG	
				FG-FGA	FG%	3FG-3FGA	3FG%	FT-FTA	FT%	OFF	DEF	TOT	AVG	PF-FO	A	TO	BLK	STL		
2021-22	OSU	4-0	6/1.4	1-3	.333	0-0	.000	0-0	.000	1	0	1	0.3	1-0	0	1	0	1	2	0.5
2022-23	OSU	4-0	6/1.4	1-1	1.000	1-1	1.000	0-0	.000	0	1	1	0.3	0-0	0	0	0	0	3	0.8
TOTAL		8-0	11/1.4	2-4	.500	1-1	1.000	0-0	.000	1	1	2	0.3	1-0	0	1	0	1	5	0.6

PLAYER SPOTLIGHT

51 JOHN-MICHAEL WRIGHT

Guard • 6-1 • 190 • Senior • Fayetteville, N.C. • High Point/Fayetteville Academy



- In the 2021-22 season, his junior year of eligibility, he played and started in all 32 games for High Point while averaging 34.9 minutes per contest. He shot .410 from the field and .363 from behind the arc as he averaged 18.4 points, 4.4 rebounds 3.4 assists.
- He finished the year with the eight-best assist-turnover ratio in the Big South, the ninth-best field goal percentage, had the second-most free throw attempts (third-most made), led the conference in scoring average and had the eighth-most assists.
- Thanks to his play, he earned NABC District 3 First Team honors.
- For the season-straight season, was named to the All-Big South First Team in 2022.
- Wright entered the season outside the top-10 for scoring on HPU's D1 scoring leaders list but finished it in fourth with 1,464.
- A true scoring threat each time he took the court, was named to the All-Big South First Team his sophomore season.
- That year he was also selected as the Big South Player of the Week on Nov. 30.
- During the standout season, he led the Panthers in scoring (20.1 ppg), three pointers made (48), and free throw percentage (.779).
- He scored a season high 29 points on two separate occasions his sophomore year. At Davidson (Nov. 25) and against Winthrop (Feb. 19) and started all 22 games that he played in.
- Scored in double digits 21 times during that season and totaled 14 games with 20 or more points.
- Recorded his first double-double of the season against Winthrop with 27 points and 10 rebounds on Feb. 18, 2021, and earned his second against USC Upstate with 24 points and 10 rebounds on Feb. 27.
- As a freshman, he was named to the Big South All-Freshman Team and earned honorable mention All-Big South Conference honors.
- That year, he led the team in scoring (14.2 ppg), three-pointers made (60), and minutes per game (32.5).
- The conference quickly took notice of the freshman as he was a five-time Big South Freshman of the Week honoree (Nov. 11, Nov. 25, Dec. 16, Jan. 27, Mar. 2).
- During that first year, he scored in double-digits 23 times throughout the season and notably scored career-high 31 points against Gardner-Webb on Jan. 23.

2022-23 GAME-BY-GAME STATS

#51 WRIGHT, John-Michael

Opponent	Date	GS	MIN	Total		3-Pointers		Free throws		Rebounds				PF	A	TO	BLK	STL	PTS	AVG	
				FG-FGA	PCT	3FG-3FGA	PCT	FT-FTA	PCT	OFF	DEF	TOT	AVG								
UT Arlington	11/07/2022	*	22:55	4-8	.500	3-5	.600	3-3	1.000	1	2	3	3.0	1	1	2	0	1	14	14.0	
Southern Ill.	11/10/2022	*	30:59	1-6	.167	0-3	.000	2-2	1.000	1	4	5	4.0	1	2	3	0	0	4	9.0	
at Oakland	11/13/2022	*	28:50	6-10	.600	4-7	.571	0-0	.000	0	3	3	3.7	1	4	0	0	1	16	11.3	
vs UCF	11/18/2022	*	41:09	1-9	.111	0-5	.000	4-4	1.000	0	3	3	3.5	1	0	1	0	1	6	10.0	
vs DePaul	11/20/2022	*	34:22	5-14	.357	0-4	.000	4-4	1.000	0	4	4	3.6	0	3	1	0	0	14	10.8	
Tulsa	11/25/2022	*	26:42	3-9	.333	2-6	.333	0-0	.000	0	0	0	3.0	0	3	0	0	2	8	10.3	
Prairie View	11/27/2022	*	24:48	3-5	.600	1-3	.333	0-0	.000	0	1	1	2.7	0	2	2	0	3	7	9.9	
at UConn	12/01/2022	*	29:27	2-6	.333	1-3	.333	2-2	1.000	0	3	3	2.8	1	0	3	0	1	7	9.5	
Sam Houston	12/06/2022	*	20:37	4-6	.667	2-4	.500	0-0	.000	0	2	2	2.7	1	2	2	0	1	10	9.6	
vs Virginia Tech	12/11/2022	*	28:26	1-5	.200	1-4	.250	0-0	.000	3	3	6	3.0	2	3	0	0	1	3	8.9	
vs Wichita St.	12/17/2022	*	32:38	5-10	.500	4-7	.571	2-2	1.000	0	6	6	3.3	1	1	2	0	1	16	9.5	
A&M-Corpus Christi	12/20/2022	*	28:44	2-6	.333	2-6	.333	0-0	.000	0	3	3	3.3	3	3	2	0	1	6	9.3	
at Kansas	12/31/2022	*	33:27	6-15	.400	4-9	.444	3-4	.750	0	4	4	3.3	1	3	4	0	1	19	10.0	
Totals			13	383:03	43-109	.394	24-66	.364	20-21	.952	5	38	43	3.3	13	27	22	0	14	130	10.0

Player Averages

Games played	Minutes/game	Points/game	FG Pct	3FG Pct	FT Pct	Rebounds/game	Assists/game	Turnovers/game	Assist/Turnover ratio	Steals/game	Blocks/game
13	29.5	10.0	39.4	36.4	95.2	3.3	2.1	1.7	1.2	1.1	0.0

CAREER GAME HIGHS / SUPERLATIVES

Points	34 at Charleston So., 01/19/22
Rebounds	11 vs UNC Asheville, 02/27/20
Field Goals	13 at Charleston So., 01/19/22
Field Goals Att.	29 vs Furman, 11/30/21
3-Point FG	8 at Campbell, 01/30/20
3-Point FG Att.	12, 2X, last vs Furman, 11/30/21
Free Throws Made	10, 3X, last at Hampton, 01/22/22
Free Throws Att.	14 at Elon, 11/28/20
Assists	9 at Northwestern, 11/12/21
Steals	5 vs Charleston So., 02/11/21
Blocks	2 vs Charleston So., 02/11/21
Minutes	46:00 vs Furman, 11/30/21

Miscellaneous

Miscellaneous	Career
Games with 10+ points	78
Games with 20+ points	33
Games with 5+ rebounds	47
Games with 10+ rebounds	6
Games with 3+ assists	52
Games with 2+ steals	32
Games with 2+ blocks	1
Double-Doubles	6
Games led OSU in points	-
Games led OSU in rebounds	-
Games led OSU in assists	2
Games led OSU in steals	1
Games led OSU in blocks	-

CAREER STATS

WRIGHT, John-Michael

SEASON	TEAM	GP-GS	MIN/AVG	Field Goals		3-Point		F-Throws		Rebounds				PF-FO	A	TO	BLK	STL	Scoring	
				FG-FGA	FG%	3FG-3FGA	3FG%	FT-FTA	FT%	OFF	DEF	TOT	AVG						PTS	AVG
2019-20	HP	32-32	1038/32.4	153-392	.390	60-181	.331	88-116	.759	45	124	169	5.3	72-1	73	51	11	34	454	14.2
2020-21	HP	22-22	739/33.6	151-361	.418	48-140	.343	106-136	.779	29	86	115	5.2	48-1	71	49	7	35	456	20.7
2021-22	HP	32-32	1117/34.9	195-476	.410	65-179	.363	133-171	.778	22	118	140	4.4	73-4	108	82	9	32	588	18.4
2022-23	OSU	13-13	383/29.5	43-109	.394	24-66	.364	20-21	.952	5	38	43	3.3	13-0	27	22	0	14	130	10.0
TOTAL FOR OSU		13-13	383/29.5	43-109	.394	24-66	.364	20-21	.952	5	38	43	3.3	13-0	27	22	0	14	130	10.0
TOTAL		99-99	3277/33.1	542-1338	.405	197-566	.348	347-444	.782	101	366	467	4.7	206-6	279	204	27	115	1628	16.4

2022-23 CUMULATIVE STATS

Game Records

Record	Overall	Home	Away	Neutral
ALL GAMES	8-5	5-1	1-2	2-2
CONFERENCE	0-1	0-0	0-1	0-0
NON-CONFERENCE	8-4	5-1	1-1	2-2

Score by Periods

Team	1st	2nd	OT	TOT
Oklahoma St.	451	472	4	927
Opponents	363	436	8	807

Team Box Score

No.	Player				Total		3-Point		F-Throw		Rebounds													
		GP-GS	MIN	AVG	FG-FGA	FG%	3FG-3FGA	3FG%	FT-FTA	FT%	OFF	DEF	TOT	AVG	PF	DQ	A	TO	BLK	STL	PTS	AVG		
1	THOMPSON, Bryce	13-13	379:25	29.2	60-149	.403	27-66	.409	14-25	.560	3	30	33	2.5	26	0	32	36	2	7	161	12.4		
0	ANDERSON, III, Avery	13-13	385:12	29.6	45-112	.402	9-41	.220	49-54	.907	6	47	53	4.1	33	1	42	40	5	29	148	11.4		
51	WRIGHT, John-Michael	13-13	383:03	29.5	43-109	.394	24-66	.364	20-21	.952	5	38	43	3.3	13	0	27	22	0	14	130	10.0		
22	BOONE, Kalib	13-13	301:20	23.2	43-85	.506	1-5	.200	29-35	.829	36	35	71	5.5	30	1	20	26	12	6	116	8.9		
33	CISSE, Moussa	13-13	342:56	26.4	46-78	.590	0-0	.000	15-36	.417	39	97	136	10.5	31	1	9	22	37	7	107	8.2		
5	ASBERRY, Caleb	11-0	251:07	22.8	24-63	.381	17-48	.354	19-20	.950	3	27	30	2.7	27	0	20	12	2	6	84	7.6		
23	SMITH, Tyreek	13-0	209:11	16.1	39-52	.750	1-4	.250	12-20	.600	18	30	48	3.7	12	0	5	7	7	4	91	7.0		
4	NEWTON, Woody	6-0	42:53	7.1	7-17	.412	3-10	.300	2-5	.400	5	8	13	2.2	6	0	0	6	0	0	19	3.2		
2	HARRIS JR., Chris	13-0	167:41	12.9	12-38	.316	9-27	.333	4-7	.571	2	16	18	1.4	16	0	19	8	1	8	37	2.8		
13	WILLIAMS , Quion	12-0	131:49	11.0	11-27	.407	4-13	.308	5-8	.625	8	15	23	1.9	15	0	8	7	0	4	31	2.6		
35	CHURCH, Weston	4-0	05:38	1.4	1-1	1.000	1-1	1.000	0-0	.000	0	1	1	0.3	0	0	0	0	0	0	3	0.8		
25	KOUMA, Bernard	3-0	06:44	2.2	0-2	.000	0-0	.000	0-2	.000	0	1	1	0.3	1	0	0	0	2	0	0	0.0		
12	BROWN, Naz	4-0	08:03	2.0	0-3	.000	0-3	.000	0-0	.000	0	0	0	0.0	1	0	0	2	0	0	0	0.0		
15	SAGER, Carson	4-0	05:38	1.4	0-0	.000	0-0	.000	0-0	.000	0	1	1	0.3	1	0	0	1	0	0	0	0.0		
21	MANZER, Brooks	3-0	04:19	1.4	0-0	.000	0-0	.000	0-0	.000	0	1	1	0.3	0	0	1	0	0	0	0	0.0		
Team											24	10	34					5						
Total		13	2625		331-736	.450	96-284	.338	169-233	.725	149	357	506	38.9	212	3	183	194	68	85	927	71.3		
Opponents		13	2625		277-753	.368	89-313	.284	164-218	.752	131	282	413	31.8	218	1	135	174	30	105	807	62.1		

Team Statistics

	OSU	OPP
Scoring	927	807
Points per game	71.3	62.1
Scoring margin	+9.2	-
Field goals-att	331-736	277-753
Field goal pct	.450	.368
3 point fg-att	96-284	89-313
3-point FG pct	.338	.284
3-pt FG made per game	7.4	6.8
Free throws-att	169-233	164-218
Free throw pct	.725	.752
F-Throws made per game	13.0	12.6
Rebounds	506	413
Rebounds per game	38.9	31.8
Rebounding margin	+7.2	-
Assists	183	135
Assists per game	14.1	10.4
Turnovers	194	174
Turnovers per game	14.9	13.4
Turnover margin	-1.5	-
Assist/turnover ratio	0.9	0.8
Steals	85	105
Steals per game	6.5	8.1
Blocks	68	30
Blocks per game	5.2	2.3
Winning streak	0	-
Home win streak	4	-
Attendance	37562	30118
Home games-Avg/Game	6-6260	3-10039
Neutral site-Avg/Game	-	4-1946

Team Results

Date	Opponent		Score	Att.
11/07/2022	UT Arlington	W	77-66	5324
11/10/2022	Southern Ill.	L	60-61	5324
11/13/2022	at Oakland	W	91-62	3651
11/18/2022	vs UCF	Lot	56-60	0
11/20/2022	vs DePaul	W	82-78	0
11/25/2022	Tulsa	W	82-56	9856
11/27/2022	Prairie View	W	78-53	5683
12/01/2022	at UConn	L	64-74	10167
12/06/2022	Sam Houston	W	65-51	5368
12/11/2022	vs Virginia Tech	L	65-70	0
12/17/2022	vs Wichita St.	W	59-49	7783
12/20/2022	A&M-Corpus Christi	W	81-58	6007
12/31/2022	at Kansas	L	67-69	16300

BIG 12 ONLY

Game Records

Record	Overall	Home	Away	Neutral
ALL GAMES	0-1	0-0	0-1	0-0
CONFERENCE	0-1	0-0	0-1	0-0
NON-CONFERENCE	0-0	0-0	0-0	0-0

Score by Periods

Team	1st	2nd	OT	TOT
Oklahoma St.	45	22	0	67
Opponents	30	39	0	69

Team Box Score

No.	Player				Total		3-Point		F-Throw		Rebounds											
		GP-GS	MIN	AVG	FG-FGA	FG%	3FG-3FGA	3FG%	FT-FTA	FT%	OFF	DEF	TOT	AVG	PF	DQ	A	TO	BLK	STL	PTS	AVG
1	THOMPSON, Bryce	1-1	29:14	29.2	7-13	.538	7-10	.700	2-2	1.000	0	1	1	1.0	4	0	1	3	0	0	23	23.0
51	WRIGHT, John-Michael	1-1	33:27	33.5	6-15	.400	4-9	.444	3-4	.750	0	4	4	4.0	1	0	3	4	0	1	19	19.0
4	NEWTON, Woody	1-0	10:16	10.3	2-5	.400	0-3	.000	1-1	1.000	1	2	3	3.0	2	0	0	0	0	0	5	5.0
5	ASBERRY, Caleb	1-0	16:35	16.6	1-2	.500	1-2	.500	2-2	1.000	0	2	2	2.0	3	0	2	0	1	0	5	5.0
23	SMITH, Tyreek	1-0	16:09	16.2	2-2	1.000	0-0	.000	0-1	.000	1	1	2	2.0	1	0	1	0	1	0	4	4.0
33	CISSE, Moussa	1-1	24:51	24.9	2-5	.400	0-0	.000	0-1	.000	3	3	6	6.0	1	0	2	0	2	1	4	4.0
2	HARRIS JR., Chris	1-0	15:29	15.5	1-3	.333	1-2	.500	0-0	.000	0	0	0	0.0	2	0	0	0	0	1	3	3.0
0	ANDERSON, III, Avery	1-1	31:47	31.8	1-5	.200	0-3	.000	0-0	.000	0	4	4	4.0	0	0	2	3	0	2	2	2.0
22	BOONE, Kalib	1-1	22:12	22.2	1-4	.250	0-0	.000	0-0	.000	2	5	7	7.0	1	0	2	1	1	0	2	2.0
Team											3	3					2					
Total		1	200		23-54	.426	13-29	.448	8-11	.727	10	22	32	32.0	15	0	13	13	5	5	67	67.0
Opponents		1	200		26-56	.464	11-23	.478	6-10	.600	11	24	35	35.0	17	0	17	12	2	7	69	69.0

Team Statistics

	OSU	OPP
Scoring	67	69
Points per game	67.0	69.0
Scoring margin	-2.0	-
Field goals-att	23-54	26-56
Field goal pct	.426	.464
3 point fg-att	13-29	11-23
3-point FG pct	.448	.478
3-pt FG made per game	13.0	11.0
Free throws-att	8-11	6-10
Free throw pct	.727	.600
F-Throws made per game	8.0	6.0
Rebounds	32	35
Rebounds per game	32.0	35.0
Rebounding margin	-3.0	-
Assists	13	17
Assists per game	13.0	17.0
Turnovers	13	12
Turnovers per game	13.0	12.0
Turnover margin	-1.0	-
Assist/turnover ratio	1.0	1.4
Steals	5	7
Steals per game	5.0	7.0
Blocks	5	2
Blocks per game	5.0	2.0
Winning streak	0	-
Home win streak	0	-
Attendance	0	16300
Home games-Avg/Game	0-0	1-16300
Neutral site-Avg/Game	-	0-0

Team Results

Date	Opponent		Score	Att.
12/31/2022	at Kansas	L	67-69	16300

GAME-BY-GAME / OPPONENT GAME-BY-GAME

OKLAHOMA STATE GAME-BY-GAME

				Total		3-Pointers		Free throws		Rebounds											
Opponent	Date	Score		FG-FGA	PCT	3FG-3FGA	PCT	FT-FTA	PCT	OFF	DEF	TOT	AVG	PF	A	TO	BLK	STL	PTS	AVG	
UT Arlington	11/07/2022	77-66	W	26-60	.433	6-25	.240	19-27	.704	14	26	40	40.0	22	13	17	7	8	77	77.0	
Southern Ill.	11/10/2022	60-61	L	24-57	.421	4-16	.250	8-16	.500	11	32	43	41.5	12	10	14	6	7	60	68.5	
at Oakland	11/13/2022	91-62	W	35-64	.547	12-23	.522	9-10	.900	6	31	37	40.0	19	24	10	5	5	91	76.0	
vs UCF	11/18/2022	56-60	Lot	17-58	.293	2-20	.100	20-24	.833	16	26	42	40.5	19	13	18	8	7	56	71.0	
vs DePaul	11/20/2022	82-78	W	29-58	.500	3-14	.214	21-28	.750	14	24	38	40.0	22	13	17	3	6	82	73.2	
Tulsa	11/25/2022	82-56	W	32-66	.485	9-27	.333	9-14	.643	12	31	43	40.5	8	16	13	4	9	82	74.7	
Prairie View	11/27/2022	78-53	W	30-54	.556	5-15	.333	13-23	.565	15	26	41	40.6	9	13	11	9	8	78	75.1	
at UConn	12/01/2022	64-74	L	22-56	.393	4-11	.364	16-19	.842	13	26	39	40.4	25	5	17	3	4	64	73.8	
Sam Houston	12/06/2022	65-51	W	23-49	.469	9-24	.375	10-14	.714	14	23	37	40.0	14	13	17	4	6	65	72.8	
vs Virginia Tech	12/11/2022	65-70	L	22-55	.400	7-24	.292	14-19	.737	11	27	38	39.8	21	14	17	7	6	65	72.0	
vs Wichita St.	12/17/2022	59-49	W	19-48	.396	9-23	.391	12-15	.800	7	28	35	39.4	13	14	14	4	6	59	70.8	
A&M-Corpus Christi	12/20/2022	81-58	W	29-57	.509	13-33	.394	10-13	.769	6	35	41	39.5	13	22	16	3	8	81	71.7	
at Kansas	12/31/2022	67-69	L	23-54	.426	13-29	.448	8-11	.727	10	22	32	38.9	15	13	13	5	5	67	71.3	
Total		927		331-736	.450	96-284	.338	169-233	.725	149	357	506	38.9	212	183	194	68	85	927	71.3	
Opponents		807		277-753	.368	89-313	.284	164-218	.752	131	282	413	31.8	218	135	174	30	105	807	62.1	

Oklahoma St. Averages

Games Played	Points/game	FG Pct	3FG Pct	FT Pct	Rebounds/game	Assists/game	Turnovers/game	Assist/Turnover ratio	Steals/game	Blocks/game
13	71.3	45.0	33.8	72.5	38.9	14.1	14.9	0.9	6.5	5.2

OPPONENT GAME-BY-GAME

				Total		3-Pointers		Free throws		Rebounds											
Opponent	Date	Score		FG-FGA	PCT	3FG-3FGA	PCT	FT-FTA	PCT	OFF	DEF	TOT	AVG	PF	A	TO	BLK	STL	PTS	AVG	
UT Arlington	11/07/2022	77-66	W	21-59	.356	4-17	.235	20-25	.800	13	24	37	37.0	21	7	19	1	11	66	66.0	
Southern Ill.	11/10/2022	60-61	L	23-60	.383	9-31	.290	6-7	.857	5	26	31	34.0	17	13	9	1	10	61	63.5	
at Oakland	11/13/2022	91-62	W	22-60	.367	4-22	.182	14-15	.933	8	23	31	33.0	12	11	13	3	5	62	63.0	
vs UCF	11/18/2022	56-60	Lot	18-59	.305	9-25	.360	15-17	.882	13	26	39	34.5	17	12	21	4	7	60	62.3	
vs DePaul	11/20/2022	82-78	W	22-57	.386	7-23	.304	27-33	.818	13	14	27	33.0	23	11	14	3	5	78	65.4	
Tulsa	11/25/2022	82-56	W	24-66	.364	7-30	.233	1-4	.250	13	25	38	33.8	14	11	19	2	7	56	63.8	
Prairie View	11/27/2022	78-53	W	21-57	.368	7-24	.292	4-8	.500	10	15	25	32.6	19	7	15	3	10	53	62.3	
at UConn	12/01/2022	64-74	L	21-56	.375	8-23	.348	24-33	.727	13	22	35	32.9	16	11	7	3	8	74	63.8	
Sam Houston	12/06/2022	65-51	W	17-49	.347	6-21	.286	11-17	.647	8	14	22	31.7	15	8	11	2	12	51	62.3	
vs Virginia Tech	12/11/2022	65-70	L	22-57	.386	7-20	.350	19-24	.792	11	26	37	32.2	18	12	10	3	11	70	63.1	
vs Wichita St.	12/17/2022	59-49	W	19-52	.365	1-21	.048	10-15	.667	5	22	27	31.7	13	4	11	3	6	49	61.8	
A&M-Corpus Christi	12/20/2022	81-58	W	21-65	.323	9-33	.273	7-10	.700	8	21	29	31.5	16	11	13	0	6	58	61.5	
at Kansas	12/31/2022	67-69	L	26-56	.464	11-23	.478	6-10	.600	11	24	35	31.8	17	17	12	2	7	69	62.1	
Total		807		277-753	.368	89-313	.284	164-218	.752	131	282	413	31.8	218	135	174	30	105	807	62.1	
Oklahoma St.		927		331-736	.450	96-284	.338	169-233	.725	149	357	506	38.9	212	183	194	68	85	927	71.3	

Opponents Averages

Games Played	Points/game	FG Pct	3FG Pct	FT Pct	Rebounds/game	Assists/game	Turnovers/game	Assist/Turnover ratio	Steals/game	Blocks/game
13	62.1	36.8	28.4	75.2	31.8	10.4	13.4	0.8	8.1	2.3

SUPERLATIVES

Oklahoma St. - Game Highs

POINTS	91		at Oakland (11/13/2022)
	82		Tulsa (11/25/2022)
	82		vs DePaul (N) (11/20/2022)
	81		A&M-Corpus Christi (12/20/2022)
	78		Prairie View (11/27/2022)
FIELD GOALS MADE	35		at Oakland (11/13/2022)
	32		Tulsa (11/25/2022)
FIELD GOAL ATTEMPTS	66		Tulsa (11/25/2022)
	64		at Oakland (11/13/2022)
FIELD GOAL PERCENTAGE	.556	(30-54)	Prairie View (11/27/2022)
	.547	(35-64)	at Oakland (11/13/2022)
3 PT FG MADE	13		at Kansas (12/31/2022)
	13		A&M-Corpus Christi (12/20/2022)
3 PT FG ATTEMPTS	33		A&M-Corpus Christi (12/20/2022)
	29		at Kansas (12/31/2022)
3 PT FG PERCENTAGE	.522	(12-23)	at Oakland (11/13/2022)
	.448	(13-29)	at Kansas (12/31/2022)
FREE THROWS MADE	21		vs DePaul (N) (11/20/2022)
	20		vs UCF (N) (11/18/2022)
FREE THROW ATTEMPTS	28		vs DePaul (N) (11/20/2022)
	27		UT Arlington (11/07/2022)
FREE THROW PERCENTAGE	.900	(9-10)	at Oakland (11/13/2022)
	.842	(16-19)	at UConn (12/01/2022)
REBOUNDS	43		Tulsa (11/25/2022)
	43		Southern Ill. (11/10/2022)
ASSISTS	24		at Oakland (11/13/2022)
	22		A&M-Corpus Christi (12/20/2022)
STEALS	9		Tulsa (11/25/2022)
	8		A&M-Corpus Christi (12/20/2022)
	8		Prairie View (11/27/2022)
	8		UT Arlington (11/07/2022)
BLOCKED SHOTS	9		Prairie View (11/27/2022)
	8		vs UCF (N) (11/18/2022)
TURNOVERS	18		vs UCF (N) (11/18/2022)
	17		vs Virginia Tech (N) (12/11/2022)
	17		Sam Houston (12/06/2022)
	17		at UConn (12/01/2022)
	17		vs DePaul (N) (11/20/2022)
	17		UT Arlington (11/07/2022)
FOULS	25		at UConn (12/01/2022)
	22		vs DePaul (N) (11/20/2022)
	22		UT Arlington (11/07/2022)

SUPERLATIVES

Opponent - Game Highs

POINTS	78	vs DePaul (N) (11/20/2022)
	74	at UConn (12/01/2022)
	70	vs Virginia Tech (N) (12/11/2022)
	69	at Kansas (12/31/2022)
	66	UT Arlington (11/07/2022)
FIELD GOALS MADE	26	at Kansas (12/31/2022)
	24	Tulsa (11/25/2022)
FIELD GOAL ATTEMPTS	66	Tulsa (11/25/2022)
	65	A&M-Corpus Christi (12/20/2022)
FIELD GOAL PERCENTAGE	.464 (26-56)	at Kansas (12/31/2022)
	.386 (22-57)	vs Virginia Tech (N) (12/11/2022)
	.386 (22-57)	vs DePaul (N) (11/20/2022)
3 PT FG MADE	11	at Kansas (12/31/2022)
	9	A&M-Corpus Christi (12/20/2022)
	9	vs UCF (N) (11/18/2022)
	9	Southern Ill. (11/10/2022)
3 PT FG ATTEMPTS	33	A&M-Corpus Christi (12/20/2022)
	31	Southern Ill. (11/10/2022)
3 PT FG PERCENTAGE	.478 (11-23)	at Kansas (12/31/2022)
	.360 (9-25)	vs UCF (N) (11/18/2022)
FREE THROWS MADE	27	vs DePaul (N) (11/20/2022)
	24	at UConn (12/01/2022)
FREE THROW ATTEMPTS	33	at UConn (12/01/2022)
	33	vs DePaul (N) (11/20/2022)
FREE THROW PERCENTAGE	.933 (14-15)	at Oakland (11/13/2022)
	.882 (15-17)	vs UCF (N) (11/18/2022)
REBOUNDS	39	vs UCF (N) (11/18/2022)
	38	Tulsa (11/25/2022)
ASSISTS	17	at Kansas (12/31/2022)
	13	Southern Ill. (11/10/2022)
STEALS	12	Sam Houston (12/06/2022)
	11	vs Virginia Tech (N) (12/11/2022)
	11	UT Arlington (11/07/2022)
BLOCKED SHOTS	4	vs UCF (N) (11/18/2022)
	3	vs Wichita St. (N) (12/17/2022)
	3	vs Virginia Tech (N) (12/11/2022)
	3	at UConn (12/01/2022)
	3	Prairie View (11/27/2022)
	3	vs DePaul (N) (11/20/2022)
	3	at Oakland (11/13/2022)
TURNOVERS	21	vs UCF (N) (11/18/2022)
	19	Tulsa (11/25/2022)
	19	UT Arlington (11/07/2022)
FOULS	24	vs DePaul (N) (11/20/2022)
	21	UT Arlington (11/07/2022)

SUPERLATIVES

Oklahoma St. - Game Lows

POINTS	56	vs UCF (N) (11/18/2022)
	59	vs Wichita St. (N) (12/17/2022)
	60	Southern Ill. (11/10/2022)
	64	at UConn (12/01/2022)
	65	vs Virginia Tech (N) (12/11/2022)
	65	Sam Houston (12/06/2022)
FIELD GOALS MADE	17	vs UCF (N) (11/18/2022)
	19	vs Wichita St. (N) (12/17/2022)
FIELD GOAL ATTEMPTS	48	vs Wichita St. (N) (12/17/2022)
	49	Sam Houston (12/06/2022)
FIELD GOAL PERCENTAGE	.293 (17-58)	vs UCF (N) (11/18/2022)
	.393 (22-56)	at UConn (12/01/2022)
3 PT FG MADE	2	vs UCF (N) (11/18/2022)
	3	vs DePaul (N) (11/20/2022)
3 PT FG ATTEMPTS	11	at UConn (12/01/2022)
	14	vs DePaul (N) (11/20/2022)
3 PT FG PERCENTAGE	.100 (2-20)	vs UCF (N) (11/18/2022)
	.214 (3-14)	vs DePaul (N) (11/20/2022)
FREE THROWS MADE	8	at Kansas (12/31/2022)
	8	Southern Ill. (11/10/2022)
FREE THROW ATTEMPTS	10	at Oakland (11/13/2022)
	11	at Kansas (12/31/2022)
FREE THROW PERCENTAGE	.500 (8-16)	Southern Ill. (11/10/2022)
	.565 (13-23)	Prairie View (11/27/2022)
REBOUNDS	32	at Kansas (12/31/2022)
	35	vs Wichita St. (N) (12/17/2022)
ASSISTS	5	at UConn (12/01/2022)
	10	Southern Ill. (11/10/2022)
STEALS	4	at UConn (12/01/2022)
	5	at Kansas (12/31/2022)
	5	at Oakland (11/13/2022)
BLOCKED SHOTS	3	A&M-Corpus Christi (12/20/2022)
	3	at UConn (12/01/2022)
	3	vs DePaul (N) (11/20/2022)
TURNOVERS	10	at Oakland (11/13/2022)
	11	Prairie View (11/27/2022)
FOULS	8	Tulsa (11/25/2022)
	9	Prairie View (11/27/2022)

SUPERLATIVES

Opponent - Game Lows

POINTS	49		vs Wichita St. (N) (12/17/2022)
	51		Sam Houston (12/06/2022)
	53		Prairie View (11/27/2022)
	56		Tulsa (11/25/2022)
	58		A&M-Corpus Christi (12/20/2022)
FIELD GOALS MADE	17		Sam Houston (12/06/2022)
	18		vs UCF (N) (11/18/2022)
FIELD GOAL ATTEMPTS	49		Sam Houston (12/06/2022)
	52		vs Wichita St. (N) (12/17/2022)
FIELD GOAL PERCENTAGE	.305	(18-59)	vs UCF (N) (11/18/2022)
	.323	(21-65)	A&M-Corpus Christi (12/20/2022)
3 PT FG MADE	1		vs Wichita St. (N) (12/17/2022)
	4		at Oakland (11/13/2022)
	4		UT Arlington (11/07/2022)
3 PT FG ATTEMPTS	17		UT Arlington (11/07/2022)
	20		vs Virginia Tech (N) (12/11/2022)
3 PT FG PERCENTAGE	.048	(1-21)	vs Wichita St. (N) (12/17/2022)
	.182	(4-22)	at Oakland (11/13/2022)
FREE THROWS MADE	1		Tulsa (11/25/2022)
	4		Prairie View (11/27/2022)
FREE THROW ATTEMPTS	4		Tulsa (11/25/2022)
	7		Southern Ill. (11/10/2022)
FREE THROW PERCENTAGE	.250	(1-4)	Tulsa (11/25/2022)
	.500	(4-8)	Prairie View (11/27/2022)
REBOUNDS	22		Sam Houston (12/06/2022)
	25		Prairie View (11/27/2022)
ASSISTS	4		vs Wichita St. (N) (12/17/2022)
	7		Prairie View (11/27/2022)
	7		UT Arlington (11/07/2022)
STEALS	5		vs DePaul (N) (11/20/2022)
	5		at Oakland (11/13/2022)
BLOCKED SHOTS	0		A&M-Corpus Christi (12/20/2022)
	1		Southern Ill. (11/10/2022)
	1		UT Arlington (11/07/2022)
TURNOVERS	7		at UConn (12/01/2022)
	9		Southern Ill. (11/10/2022)
FOULS	12		at Oakland (11/13/2022)
	13		vs Wichita St. (N) (12/17/2022)

SUPERLATIVES

Oklahoma St. - Individual Game Highs

POINTS	23		Bryce Thompson at Kansas (12/31/2022)
	19		John-Michael Wright at Kansas (12/31/2022)
	19		Bryce Thompson vs Wichita St. (N) (12/17/2022)
	18		Bryce Thompson vs Tulsa (11/25/2022)
	18		Avery Anderson, III at Oakland (11/13/2022)
	18		Bryce Thompson vs UT Arlington (11/07/2022)
FIELD GOALS MADE	7		Bryce Thompson at Kansas (12/31/2022)
	7		Bryce Thompson vs Wichita St. (N) (12/17/2022)
	7		Kalib Boone vs DePaul (N) (11/20/2022)
	7		Avery Anderson, III at Oakland (11/13/2022)
	7		Avery Anderson, III vs Southern Ill. (11/10/2022)
FIELD GOAL ATTEMPTS	17		Bryce Thompson vs Wichita St. (N) (12/17/2022)
	15		John-Michael Wright at Kansas (12/31/2022)
	15		Avery Anderson, III vs Southern Ill. (11/10/2022)
FIELD GOAL PERCENTAGE (min 5 made)	1.000	(5-5)	Tyreek Smith vs Tulsa (11/25/2022)
	.857	(6-7)	Moussa Cisse vs Tulsa (11/25/2022)
3 PT FG MADE	7		Bryce Thompson at Kansas (12/31/2022)
	5		Bryce Thompson vs Wichita St. (N) (12/17/2022)
3 PT FG ATTEMPTS	10		Bryce Thompson at Kansas (12/31/2022)
	9		John-Michael Wright at Kansas (12/31/2022)
	9		Bryce Thompson vs Wichita St. (N) (12/17/2022)
3 PT FG PERCENTAGE (min 2 made)	.750	(3-4)	Caleb Asberry at UConn (12/01/2022)
	.750	(3-4)	Chris Harris Jr. at Oakland (11/13/2022)
FREE THROWS MADE	10		Avery Anderson, III vs UCF (N) (11/18/2022)
	7		Avery Anderson, III vs Prairie View (11/27/2022)
	7		Avery Anderson, III vs DePaul (N) (11/20/2022)
FREE THROW ATTEMPTS	12		Avery Anderson, III vs UCF (N) (11/18/2022)
	9		Moussa Cisse vs Virginia Tech (N) (12/11/2022)
	9		Avery Anderson, III vs DePaul (N) (11/20/2022)
FREE THROW PERCENTAGE (min 3 made)	1.000	(6-6)	Avery Anderson, III vs Wichita St. (N) (12/17/2022)
	1.000	(4-4)	Tyreek Smith vs A&M-Corpus Christi (12/20/2022)
	1.000	(4-4)	Avery Anderson, III at UConn (12/01/2022)
	1.000	(4-4)	John-Michael Wright vs DePaul (N) (11/20/2022)
	1.000	(4-4)	Kalib Boone vs UCF (N) (11/18/2022)
	1.000	(4-4)	John-Michael Wright vs UCF (N) (11/18/2022)
	1.000	(4-4)	Caleb Asberry vs Southern Ill. (11/10/2022)
	1.000	(3-3)	Kalib Boone vs A&M-Corpus Christi (12/20/2022)
	1.000	(3-3)	Avery Anderson, III vs Sam Houston (12/06/2022)
	1.000	(3-3)	Kalib Boone vs Tulsa (11/25/2022)
	1.000	(3-3)	Kalib Boone vs DePaul (N) (11/20/2022)
	1.000	(3-3)	Avery Anderson, III at Oakland (11/13/2022)
	1.000	(3-3)	Avery Anderson, III vs UT Arlington (11/07/2022)
	1.000	(3-3)	John-Michael Wright vs UT Arlington (11/07/2022)
REBOUNDS	15		Moussa Cisse vs Southern Ill. (11/10/2022)
	14		Moussa Cisse vs A&M-Corpus Christi (12/20/2022)
	14		Moussa Cisse vs UCF (N) (11/18/2022)
ASSISTS	9		Avery Anderson, III vs A&M-Corpus Christi (12/20/2022)
	7		Avery Anderson, III at Oakland (11/13/2022)
STEALS	5		Avery Anderson, III vs Southern Ill. (11/10/2022)
	4		Avery Anderson, III vs Wichita St. (N) (12/17/2022)
BLOCKED SHOTS	6		Moussa Cisse vs UCF (N) (11/18/2022)
	4		Kalib Boone vs Virginia Tech (N) (12/11/2022)
	4		Moussa Cisse vs Sam Houston (12/06/2022)
	4		Moussa Cisse vs Prairie View (11/27/2022)
	4		Moussa Cisse vs UT Arlington (11/07/2022)

SUPERLATIVES

Opponent - Individual Game Highs

POINTS	26		Jordan Hawkins at UConn (12/01/2022)
	25		Eral Penn vs DePaul (N) (11/20/2022)
	20		Jalen Wilson at Kansas (12/31/2022)
	20		Adama Sanogo at UConn (12/01/2022)
	19		Ross Williams vs A&M-Corpus Christi (12/20/2022)
	19		Lance Jones vs Southern Ill. (11/10/2022)
FIELD GOALS MADE	8		Lance Jones vs Southern Ill. (11/10/2022)
	7		Jalen Wilson at Kansas (12/31/2022)
	7		Ross Williams vs A&M-Corpus Christi (12/20/2022)
	7		Craig Porter Jr. vs Wichita St. (N) (12/17/2022)
	7		Adama Sanogo at UConn (12/01/2022)
	7		Eral Penn vs DePaul (N) (11/20/2022)
FIELD GOAL ATTEMPTS	17		Jalen Wilson at Kansas (12/31/2022)
	17		Lance Jones vs Southern Ill. (11/10/2022)
FIELD GOAL PERCENTAGE (min 5 made)	1.000	(6-6)	KJ Adams, Jr. at Kansas (12/31/2022)
	.625	(5-8)	Justyn Mutts vs Virginia Tech (N) (12/11/2022)
	.625	(5-8)	Taylor Hendricks vs UCF (N) (11/18/2022)
3 PT FG MADE	5		Ross Williams vs A&M-Corpus Christi (12/20/2022)
	5		Jordan Hawkins at UConn (12/01/2022)
3 PT FG ATTEMPTS	11		Trevian Tennyson vs A&M-Corpus Christi (12/20/2022)
	11		Ross Williams vs A&M-Corpus Christi (12/20/2022)
	11		C.J. Kelly vs UCF (N) (11/18/2022)
3 PT FG PERCENTAGE (min 2 made)	1.000	(2-2)	Dajuan Harris at Kansas (12/31/2022)
	1.000	(2-2)	Joey Calcaterra at UConn (12/01/2022)
	1.000	(2-2)	Trajan Wesley vs Prairie View (11/27/2022)
FREE THROWS MADE	11		Umoja Gibson vs DePaul (N) (11/20/2022)
	9		Jordan Hawkins at UConn (12/01/2022)
FREE THROW ATTEMPTS	13		Umoja Gibson vs DePaul (N) (11/20/2022)
	12		Jordan Hawkins at UConn (12/01/2022)
FREE THROW PERCENTAGE (min 3 made)	1.000	(6-6)	Mylyjael Poteat vs Virginia Tech (N) (12/11/2022)
	1.000	(6-6)	C.J. Kelly vs UCF (N) (11/18/2022)
	1.000	(5-5)	Keaton Hervey at Oakland (11/13/2022)
	1.000	(5-5)	Shemar Wilson vs UT Arlington (11/07/2022)
	1.000	(5-5)	Kyron Gibson vs UT Arlington (11/07/2022)
	1.000	(4-4)	Da'Sean Nelson vs DePaul (N) (11/20/2022)
	1.000	(4-4)	Lorne Bowman II at Oakland (11/13/2022)
	1.000	(4-4)	Taj Anderson vs UT Arlington (11/07/2022)
	1.000	(3-3)	Taylor Hendricks vs UCF (N) (11/18/2022)
REBOUNDS	12		Taylor Hendricks vs UCF (N) (11/18/2022)
	11		Eral Penn vs DePaul (N) (11/20/2022)
	11		Keaton Hervey at Oakland (11/13/2022)
ASSISTS	9		Dajuan Harris at Kansas (12/31/2022)
	6		Andre Jackson Jr. at UConn (12/01/2022)
	6		Umoja Gibson vs DePaul (N) (11/20/2022)
STEALS	6		Justyn Mutts vs Virginia Tech (N) (12/11/2022)
	4		Qua Grant vs Sam Houston (12/06/2022)
	4		Taj Anderson vs UT Arlington (11/07/2022)

THE LAST TIME ...

TEAM

OSU Scored 100 Points..... 102 vs UT-Rio Grande Valley (Dec. 22, 2017)
Opponent Scored 100 Points..... 109 by Oklahoma (Jan. 3, 2018)

OSU Scored 90 Points..... 91 at Oakland (Nov. 13, 2022)
Opponent Scored 90 Points..... 93 by Cleveland State (Dec. 13, 2021)

OSU Scored Fewer than 60 Points..... 59 at Wichita State (Dec. 17, 2022)
Opponent Scored Fewer than 60 Points..... 58 by Texas A&M-Corpus Christi (Dec. 20, 2022)

OSU Scored Fewer than 50 Points..... 47 at West Virginia (Feb. 19, 2020)
Opponent Scored Fewer than 50 Points..... 49 by Wichita State (Dec. 17, 2022)

OSU Won by 30 Points..... 30 vs Col. of Charleston (Nov. 22, 2021)
Opponent Won by 30 Points..... 35 by Texas Tech (Jan. 4, 2020)

OSU shot 65% from the floor..... 66.0 at Texas (March 7, 2020)
Opponent shot 65% from the floor..... 66.0 by Arizona (March 24, 2005)

OSU shot 60% from the floor..... 66.0 at Texas (March 7, 2020)
Opponent shot 60% from the floor..... 61.5 by Kansas State (Feb. 23, 2019)

OSU shot less than 25% from the floor..... 24.6 at South Carolina (Dec. 6, 2014)
Opponent shot less than 25% from the floor..... 22.4 by Southeastern Louisiana (Dec. 29, 2019)

OSU shot less than 35% from the floor..... 29.3 vs UCF (Nov. 18, 2022)
Opponent shot less than 35% from the floor..... 32.3 by Texas A&M-Corpus Christi (Dec. 20, 2022)

OSU shot 50% from beyond the arc..... 52.2 at Oakland (Nov. 13, 2022)
Opponent shot 50% from beyond the arc..... 50.0 by Texas Tech (Jan. 13, 2022)

OSU shot less than 20% from beyond the arc..... 10.0 vs UCF (Nov. 18, 2022)
Opponent shot less than 20% from beyond the arc..... 4.8 by Wichita State (Dec. 17, 2022)

OSU made 10 three-pointers..... 13 at Kansas (Dec. 31, 2022)
Opponent made 10 three-pointers..... 11 by Kansas (Dec. 31, 2022)

OSU shot 100% from the FT line (min. 10)..... 22-of-22 vs Texas Tech (Feb. 25, 2017)
Opponent shot 100% from the FT line (min. 10)..... 12-of-12 by Iowa State (Feb. 29, 2020)

OSU shot less than 50% from the FT line..... 42.9 at Iowa State (Jan. 25, 2021)
Opponent shot less than 50% from the FT line..... 25.0 by Tulsa (Nov. 25, 2022)

OSU had 50 Rebounds..... 51 vs Oral Roberts (Nov. 26, 2021)
Opponent had 50 Rebounds..... 50 by Kansas, (Jan. 4, 2022)

OSU had 20 Offensive Rebounds..... 20 vs Oklahoma (Jan. 20, 2018)
Opponent had 20 Offensive Rebounds..... 22 by Texas (Feb. 6, 2021)

OSU had 20 Assists..... 22 vs Texas A&M-Corpus Christi (Dec. 20, 2022)
Opponent had 20 Assists..... 21 by Iowa State (Jan. 26, 2022)

OSU had 10 Steals..... 10 vs Iowa State (March 2, 2022)
Opponent had 10 Steals..... 11 by Virginia Tech (Dec. 11, 2022)

OSU had 10 Blocked Shots..... 16 vs Col. of Charleston (Nov. 22, 2021)
Opponent had 10 Blocked Shots..... 11 by Oregon State (March 21, 2021)

OSU had two 30-point scorers..... vs Southwestern State (Jan. 2, 2007)
Opponent had two 30-point scorers..... Never
OSU had three 30-point scorers..... vs Oral Roberts (March 4, 1993)

OSU had two 20-point scorers..... vs Kansas State (Feb. 19, 2022)
Opponent had two 20-point scorers..... UConn (Dec. 1, 2022)

OSU had three 20-point scorers..... vs Oklahoma (Feb. 18, 2017)
Opponent had three 20-point scorers..... West Virginia (Jan. 4, 2021)
OSU had four 20-point scorers..... vs Northwestern State (Jan. 3, 2009)

Teams combined for four 20-point scorers..... vs Oklahoma (Feb. 18, 2017)
Teams combined for five 20-point scorers..... vs West Virginia (Jan. 4, 2021)
Teams combined for six 20-point scorers..... vs Providence (Nov. 25, 1993)

OSU had five double-figure scorers..... vs UMass Lowell (Nov. 16, 2021)
Opponent had five double-figure scorers..... by DePaul (Nov. 20, 2022)

OSU had six double-figure scorers..... vs Col. of Charleston (Nov. 22, 2021)
Opponent had six double-figure scorers..... by Minnesota (Nov. 30, 2018)

OSU had seven double-figure scorers..... vs Rogers State (Nov. 30, 2016)
Opponent had seven double-figure scorers..... Never

Teams combined for 10 double-figure scorers..... 10 vs Baylor (Feb. 8, 2020)

OSU had all 5 starters score in double figures..... vs TCU (March 13, 2019)
Opp. had all 5 starters score in double figures..... Kansas (Feb. 14, 2022)

OSU had no players score in double figures..... at Iowa State (Feb. 29, 2016)
Opp. had no players score in double figures..... UT Arlington (Nov. 9, 2021)

OSU had only one player score in double figures..... at Iowa State (March 2, 2022)
Opp. had only one player score in double figures..... Wichita State (Dec. 17, 2022)

OSU had two double-figure rebounders..... at Oklahoma (Feb. 27, 2021)
OSU had three double-figure rebounders..... at UT Arlington (Nov. 25, 2020)
Opp. had two double-figure rebounders..... Kansas (Jan. 4, 2022)

OSU had two double-doubles..... vs Texas (Feb. 6, 2021)
OSU had three double-doubles..... vs Seattle (Nov. 14, 2009)
Opponent had two double-doubles..... Kansas (Feb. 8, 2021)*
*(Kansas totaled three double-doubles on Feb. 8, 2021)

THE LAST TIME ...

OSU scored 50 points in first half..... 53 vs UT-Rio Grande Valley (Dec. 22, 2017)
 OSU scored 50 points in second half 51 vs Prairie View A&M (Nov. 27, 2022)

Opponent scored 50 points in first half..... 50, Oklahoma (Jan. 3, 2018)
 Opponent scored 50 points in second half 50, Kansas (Feb. 08, 2021)

OSU scored less than 20 points in first half..... 19 at Oklahoma (Feb. 26, 2022)
 OSU scored less than 20 points in second half 14 at West Virginia (Feb. 19, 2020)

Opponent scored less than 20 points in first half..... 17, UCF (Nov. 18, 2022)
 Opponent scored less than 20 points in second half 16, Iowa State (March 2, 2022)

OSU had three players foul out at Baylor (Feb. 8, 2020)
 Opponent had three players foul out West Virginia (Jan. 25, 2014)

OSU failed to make a 3-point attempt vs Iowa State (Jan. 8, 2001)
 Opponent failed to make a 3-point attempt TCU (Feb. 14, 2015)

OSU defeated an AP ranked opponent..... 52-51 vs 12/12 Texas Tech (March 5, 2022)
 OSU lost to an AP ranked opponent..... 67-69 at 4/4 Kansas (Dec. 31, 2022)

OSU won an overtime game 82-79 vs Kansas State (Feb. 19, 2022)
 OSU lost an overtime game..... 56-60 vs UCF (Nov. 18, 2022)

OSU won a double-overtime game..... 75-67 vs Texas (Feb. 6, 2021)
 OSU lost a double-overtime game..... 67-68 vs Kansas (Feb. 20, 2013)

OSU won a triple-overtime game 105-103 vs Texas (Jan. 16, 2007)
 OSU lost a triple-overtime game 97-98 vs Iowa State (Feb. 3, 2014)

OSU won a quadruple-overtime game 96-91 at Colorado (Feb. 5, 1983)
 OSU lost a quadruple-overtime game..... Never

INDIVIDUAL

A Cowboy had a Triple-Double (P/R/A) 19/14/10, Maurice Baker vs UTSA (Jan. 3, 2001)
 An Opponent had a Triple-Double (P/R/A) 19/10/11, Anthony Bowie, Oklahoma (Feb. 27, 1985)

A Cowboy had a Double-Double (PTS/REB)..... 12/14, Moussa Cisse vs Texas A&M-Corpus Christi (Dec. 20, 2022)
 An Opponent had a Double-Double (PTS/REB) 25/11, Eral Penn, DePaul (Nov. 20, 2022)

A Cowboy had a Double-Double (PTS/AST)..... 15/11, Isaac Likekele vs TCU (Feb. 6, 2020)
 An Opponent had a Double-Double (PTS/AST) 10/11, Alex Robinson, TCU (Feb. 6, 2019)

A Cowboy had a 20/20 Performance (PTS/REB).... 37/20, Mario Boggan vs Texas (Jan. 16, 2007)
 An Opponent had a 20/20 Performance (PTS/REB) 20/23, Reginald King, Alabama (Dec. 17, 1976)

A Cowboy had a 20/10 Performance (PTS/REB)..... 22/15 Kalib Boone vs Texas (Feb. 6, 2021)
 An Opponent had a 20/10 Performance (PTS/REB)..... 25/11, Eral Penn, DePaul (Nov. 20, 2022)

A Cowboy scored 30 points 34, Avery Anderson III vs Iowa State (Jan. 26, 2022)
 An Opponent Scored 30 Points 31, D'Moi Hodge, Cleveland State (Dec. 13, 2021)

A Cowboy Scored 20 Points..... 23, Bryce Thompson at Kansas (Dec. 31, 2022)
 An Opponent Scored 20 points 20, Jalen Wilson, Kansas (Dec. 31, 2022)

A Cowboy had 20 Rebounds 20, Mario Boggan vs Texas (Jan. 16, 2007)
 An Opponent had 20 Rebounds 21, Derek Culver, West Virginia (March 9, 2019)

A Cowboy had 15 Rebounds..... 15, Moussa Cisse, vs Southern Illinois (Nov. 11, 2022)
 An Opponent had 15 Rebounds..... 15, David McCormack, Kansas (Jan. 4, 2022)
 15, Jalen Wilson, Kansas (Jan. 4, 2022)

A Cowboy had 10 Offensive Rebounds..... 10, Mario Boggan vs Texas (Jan. 16, 2007)
 An Opponent had 10 Offensive Rebounds..... 12, Rico Gathers, Baylor (Jan. 5, 2016)

A Cowboy had 10 Assists 11, Isaac Likekele vs TCU (Feb. 6, 2020)
 An Opponent had 10 Assists 11, Jamarius Burton, Wichita State (Dec. 8, 2019)

A Cowboy had five Steals 5, Avery Anderson III vs Southern Illinois (Nov. 10, 2022)
 An Opponent had five Steals 6, Justyn Mutts, Virginia Tech (Dec. 11, 2022)

A Cowboy had five Blocked Shots 6, Moussa Cisse vs UCF (Nov. 18, 2022)
 An Opponent had five Blocked Shots 5, Connor Vanover, Arkansas (Jan. 30, 2021)

A Cowboy won a game in the final 3 seconds..... Offensively: Avery Anderson hit a pull-up three pointer from the top of the key with 3.5 remaining to defeat Kansas State, 82-79, in overtime at Gallagher-Iba Arena on Feb. 19, 2022.

..... Defensively: Mitchell Solomon drew a charge with a second remaining to defeat No. 19 Florida State, 71-70, in Sunrise, Fla., on Dec. 16, 2017.

An Opponent won a game in the final 3 seconds... Kansas State's Nijel Pack hit a 22-foot three-pointer with 2.2 remaining to beat OSU, 71-68, in Manhattan, Kan. on Feb. 2, 2022.

BOX SCORES

Game 1 • Nov. 7, 2022 • Gallagher-Iba Arena (Stillwater, Okla.) • Att: 5,324

UT ARLINGTON

66

OKLAHOMA STATE

77

Official Basketball Box Score - Final
UT Arlington at Oklahoma St.
11/07/22 Gallagher-Iba Arena, Stillwater
2022-23 Men's BasketballGame Time: 6:00 PM
Game Duration: 2:14
Attendance: 5,324

UT Arlington - 66

Record: 0-1

NO. Name	Min	FG	3P	FT	Rebounds	Fouls	TP	AS	TO	ST	Blocks	BS	BA	+/
22 Shemar Wilson	F 18:16	3-6	0-1	5-5	0 5 5	4 4	11	0	2	0	1	0	-12	
00 Aaron Cash	G 16:58	2-4	0-1	2-3	2 0 2	2 1	8	0	1	2	0	1	-1	
5 Brandyn Talbot	G 15:35	1-3	0-2	0-0	1 1 2	0 0	2	1	0	2	0	0	-5	
21 Pedro Castro	G 19:44	1-5	1-2	0-0	5 5 5	1 0	3	2	1	0	0	1	3	
55 Marlon Humphrey	G 24:50	0-5	0-0	1-2	0 2 2	3 3	1	0	2	0	0	1	-21	
4 Kyron Gibson	25:11	2-9	0-3	5-5	1 1 2	0 6	9	3	3	1	0	2	3	
23 Darío Domingos	16:43	3-7	0-1	3-4	3 2 5	2 4	9	0	0	1	0	0	0	
3 Taj Anderson	23:02	4-11	2-5	4-4	0 2 2	3 14	0	1	4	0	1	1	-3	
2 Brandon Walker	20:01	4-6	1-2	0-0	1 3 4	3 0	9	1	4	0	0	0	-18	
1 Chendall Weaver	15:46	1-3	0-0	0-2	1 3 4	2 1	2	0	1	0	0	1	-6	
24 Montez Young Jr.	03:51	0-0	0-0	0-0	0 0 0	1 0	0	1	1	0	0	1	0	5
Team					4 0 4	0	3							
Totals	21:59	4-17	20-25	13	24	37	21	21	66	7	19	11	1	-7

Shots	BA	+/ -
0	-12	
1	-1	
0	-5	
1	3	
1	-21	
2	3	
0	0	
1	-3	
0	-18	

Shooting By Period		
1st	FG%	8-28 28.6%
	3PT%	0-8 0.0%
	FT%	6-7 85.7%
2nd	FG%	13-31 41.9%
	3PT%	4-9 44.4%
	FT%	14-18 77.8%
GM	FG%	21-59 35.6%
	3PT%	4-17 23.5%
	FT%	20-25 80.0%

Dead Ball Rebounds - 2		
------------------------	--	--

Dead Ball Rebounds: 3, 1

Oklahoma St. - 77

Record: 1-0

NO. Name	Min	FG	3P	FT	Rebounds	Fouls	TP	AS	TO	ST	Blocks	BS	BA	+/	
22 Kalib Boone	F 26:02	5-7	0-0	5-6	4 4 8	4 4	15	2	1	0	2	0	4		
33 Moussa Cisse	C 22:56	2-3	0-0	1-2	1 4 5	3 2	5	2	3	2	4	0	10		
0 Avery Anderson, III	G 25:21	2-9	0-4	3-3	0 7 7	5 1	7	1	1	2	1	0	1		
1 Bryce Thompson	G 35:04	6-13	1-5	5-7	0 7 7	0 4	18	2	3	1	0	0	19		
51 John-Michael Wright	G 22:55	4-8	3-5	3-3	1 2 3	1 2	14	1	2	1	0	0	23		
5 Caleb Asberry	23:44	2-7	0-4	0-0	0 1 1	4 1	4	4	5	2	0	0	8		
23 Tyreek Smith	12:22	3-5	0-1	0-0	2 1 3	1 1	6	0	0	0	0	0	5		
4 Woody Newton	14:23	2-5	2-4	0-2	0 2 2	2 2	8	0	2	0	0	0	-3		
2 Chris Harris Jr.	06:28	0-3	0-2	1-2	0 0 0	2 2	1	1	1	0	0	0	-3		
13 Quion Williams	08:45	0-0	0-0	1-2	0 0 0	1 1	0	0	0	0	0	0	-13		
Team					4 0 4	0	0								
Totals		26:00	6-25	19-27	14	26	40	22	20	77	13	8	7	1	11

Technical Fouls: Walker 1st 14:47 Wilson 2nd 11:23

Biggest lead	1 (1 st 16:47)	31 (2 nd 11:56)
Best Scoring Run	10 (2 nd 9:47)	15 (2 nd 15:15)
Lead Changes	2	2
Times Tied	5	5
Time with Lead	00:21	36:09

Official Basketball Box Score - Final
Oklahoma St. at Oakland
11/13/22 Athletics Center O'Rena, Rochester, Mich.
2022-23 Men's BasketballGame Time: 3:00 PM
Game Duration: 1:54
Attendance: 3,051

Oklahoma St. - 91

Record: 2-1

No.	Name	Min	FG M-A	3P M-A	FT M-A	Rebounds OR DR TR	Fouls TOT PF	TP	AS	TO	ST	Blocks BS BA	+/-
22	Kalib Boone	F 22:20	4-7	0-0	1-1	2 6 8	2 1	9	2	3	0	1 0	18
33	Moussa Cisse	C 23:15	5-9	0-0	1-2	8 8 10	2 2	11	0	1	0	3 0	15
0	Avery Anderson, III	G 32:53	7-10	1-1	3-3	0 2 2	2 2	18	7	3	1	1 2	18
1	Bryce Thompson	G 26:10	2-9	0-3	0-0	0 4 4	4 1	4	3	1	0	0 1	17
51	John-Michael Wright	G 28:50	6-10	4-7	0-0	0 3 3	1 2	16	4	0	1	0 0	21
5	Caleb Asberry	21:21	4-7	3-5	2-2	0 3 3	2 2	13	1	1	0	0 0	18
23	Tyreek Smith	15:14	3-3	0-0	2-2	1 2 3	2 2	8	1	0	1	0 0	15
2	Chris Harris Jr.	14:13	3-4	3-4	0-0	2 2 2	2 0	9	3	1	2	0 0	18
13	Quion Williams	10:32	0-3	0-1	0-0	1 1 2	1 1	0	2	0	0	0 0	5
12	Naz Brown	01:18	0-1	0-1	0-0	0 0 0	0 0	0	0	0	0	0 0	0
15	Carson Sager	01:18	0-0	0-0	0-0	0 0 0	1 0	0	0	0	0	0 0	0
21	Brooks Manzer	01:18	0-0	0-0	0-0	0 0 0	0 0	1	0	0	0	0 0	0
35	Weston Church	01:18	1-1	1-1	0-0	0 0 0	0 0	3	0	0	0	0 0	0
Team						0 0 0		0	0	0			
Totals			35:64	12-23	9-10	6 31 37	19 12 91	24 10	5 5	3 29			

Technical Fouls: NONE

Oakland - 62

Record: 1-2

NO.	Name	Min	FG	3P	FT	Rebounds		Fouls		TP	AS	TO	Blocks		+/-		
			M-A	M-A	M-A	OR	DR	TP	PF				FT	ST		BS	
1	Keaton Hervey	F 30:55	5-12	0-2	5-5	2	9	11	2	4	15	0	1	0	1	25	
4	Trey Townsend	F 33:28	6-12	0-2	0-0	3	3	6	2	2	12	0	0	0	0	-31	
3	Rocket Watts	G 29:22	1-7	0-3	2-3	1	2	3	0	5	4	2	1	3	0	-27	
11	Blake Lampman	G 26:06	3-7	2-5	2-2	1	1	2	2	1	10	0	1	1	0	-18	
3	Jalen Moore	G 29:41	1-6	0-3	1-1	0	1	1	0	4	3	5	4	0	0	-32	
23	Chris Conway	09:53	1-5	0-0	0-0	0	1	1	3	1	2	0	1	0	0	15	
13	Osei Price	15:37	1-2	0-1	0-0	0	0	0	0	2	0	1	0	0	0	-15	
2	Will Shepherd	07:54	0-3	0-3	0-0	0	0	0	2	0	0	0	0	0	0	0	
0	Lorne Bowman II	09:23	4-5	2-3	4-4	0	4	4	0	2	14	3	2	1	0	6	
44	Chud Deng	04:02	0-0	0-0	0-0	0	0	0	0	0	1	0	0	0	1	6	
24	Darius Sherman	03:39	0-1	0-0	0-0	0	0	0	1	0	0	0	0	0	1	6	
Team						1	2	3	0	0	2						
Totals			22:60	4-22	14-15	8	23	31	12	19	62	11	13	5	3	5	-29

Technical Fouls: NONE

Biggest lead	36 (2 nd 2:24)	4 (1 st 18:50)
Best Scoring Run	13 (2 nd 14:02)	7 (2 nd 1:25)
Lead Changes	3	3
Times Tied	0	0
Time with Lead	37:11	02:20

Game 2 • Nov. 10, 2022 • Gallagher-Iba Arena (Stillwater, Okla.) • Att: 5,324

SOUTHERN ILLINOIS

61

OKLAHOMA STATE

60

Official Basketball Box Score - Final
Southern Ill. at Oklahoma St.
11/10/22 Gallagher-Iba Arena, Stillwater
2022-23 Men's BasketballGame Time: 7:00 PM
Game Duration: 1:56
Attendance: 5,324

Southern Ill. - 61

Record: 2-0

NO.	NAME	Min	FG	3P	FT	Rebounds	Fouls	TP	AS	TO	ST	Blocks	BS	BA	+/
1	Marcus Domask	F 38:40	5-15	4-8	2-2	1 6 7	0 2	16	4	3	1	0	3	3	3
23	Troy D'Amico	F 20:12	3-6	1-4	1-2	0 1 1	1 2	8	0	1	2	0	0	5	5
5	Lance Jones	G 34:21	8-17	2-8	1-1	0 3 3	4 4	19	2	0	2	0	0	8	8
10	Xavier Johnson	G 18:01	0-4	0-4	0-0	0 4 4	0 1	0	1	2	1	1	0	-14	-14
24	Trent Brown	G 25:11	1-2	0-1	0-0	0 1 1	1 0	2	1	1	1	0	0	0	0
3	Dalton Banks	14:29	2-6	0-1	0-0	0 1 1	2 0	4	1	1	0	0	2	-4	-4
4	Clarence Rupert	13:15	1-3	0-1	0-0	1 3 4	4 0	2	0	0	1	0	1	8	8
13	Jawaun Newton	25:43	1-3	0-1	2-2	0 4 4	3 3	4	3	0	2	0	0	9	9
14	AJ Ferguson	05:05	1-2	1-2	0-0	0 1 1	0 0	3	1	0	0	0	0	-2	-2
0	Foster Wonders	05:03	1-2	1-1	0-0	0 0 0	2 0	3	1	0	0	0	0	2	2
	Team					3 2 5	0	0							
Totals		23:00	9-31	6-7	5	26	31	17	12	61	13	9	10	1	6
Technical Fouls: NONE															

Technical Fouls: NONE

Oklahoma St. - 60

Record: 1-1

22	Kalib Boone	F	26:07	1-3	0-1	0-0	2	3	5	3	4	2	2	1	1	0	3
33	Moussa Cisse	G	30:19	5-10	0-0	1-4	5	10	15	1	6	11	0	3	0	3	-4
0	Avery Anderson, III	G	30:56	7-15	0-1	0-0	0	3	3	2	0	14	3	5	0	1	-4
1	Bryce Thompson	G	31:26	6-14	1-4	1-6	1	6	7	0	4	14	2	2	0	1	0
51	John-Michael Wright	G	30:59	1-6	0-3	2-2	1	4	5	1	1	4	2	3	0	0	0
5	Caleb Asberry		20:46	3-6	3-6	4-4	0	2	2	3	2	13	0	0	1	0	3
23	Tyreek Smith		14:19	1-2	0-0	0-0	0	2	2	0	0	2	1	1	1	0	-1
2	Chris Harris Jr.		07:24	0-1	0-1	0-0	0	2	2	1	0	0	0	1	0	0	0
13	Quion Williams		05:44	0-0	0-0	0-0	0	0	0	1	0	0	0	0	0	0	2
Team							2	0	2	0	0	0	0	0	0	0	0
Totals			24:57	4-16	8-16	11	32	43	12	17	60	10	14	7	6	1	1

Technical Fouls: NONE

Biggest lead	9 (1 st 13:39)	13 (2 nd 16:39)
Best Scoring Run	7 (2 nd 2:30)	11 (2 nd 16:39)
Lead Changes	4	4
Times Tied	11:57	27:00
Time with Lead	11:57	27:00

LIVESTATS
BY SENSORS SPORTS

Game 4 • Nov. 18, 2022 • Baha Mar Convention Center (Nassau, Bahamas)

OKLAHOMA STATE

56

UCF

60

Official Basketball Box Score - Final
UCF at Oklahoma St.
11/18/22 Baha Mar Convention Center, Nassau
2022-23 Men's BasketballGame Time: 7:00 PM
Game Duration: 2:30

UCF - 60

Record: 3-1

NO. Name	Min	FG	3P	FT	Rebounds	Fouls	TP	AS	TO	ST	Blocks	BS	BA	+/
----------	-----	----	----	----	----------	-------	----	----	----	----	--------	----	----	----

BOX SCORES

Game 5 • Nov. 20, 2022 • Baha Mar Convention Center (Nassau, Bahamas)

OKLAHOMA STATE

82

DEPAUL

78

Official Basketball Box Score - Final
DePaul at Oklahoma St.
11/20/22 Baha Mar Convention Center, Nassau
2022-23 Men's Basketball

Game Time: 4:30 PM
Game Duration: 2:24

Officials: Darron George, Will Howard, Jabir Walker

DePaul - 78

Record: 3-2

NO. Name	Min	FG M-A	3P M-A	FT M-A	Rebounds OR DR TOT	Fouls PF FLD	TP	AS	TO	ST	Blocks BS BA	+/-
1 Javan Johnson	F 35:47	4-10	0-4	2-2	0 3 3	5 3	10	3	4	0	1 0	-1
11 Eral Penn	F 36:40	7-13	3-5	8-11	7 4 11	2 7	25	0	0	1	0 0	-1
21 Da'Sean Nelson	F 23:24	3-7	1-2	4-4	0 3 3	4 2	11	0	4	1	1 1	3
2 Umjoo Gibson	G 33:30	3-14	0-5	11-13	1 1 2	3 8	17	6	3	2	0 0	-5
5 Philmon Gebrewit	G 34:52	1-2	1-2	0-0	1 1 2	3 1	3	0	0	0	1 0	-8
3 Jalen Terry	04:37	0-2	0-1	0-0	0 0 0	0 0	0	1	0	0	0 1	-4
12 Ahamad Bynum	20:06	3-6	2-4	2-3	0 1 1	3 1	10	2	1	1	0 1	4
0 Zion Cruz	08:56	1-3	0-0	0-0	0 1 1	1 0	2	0	0	0	0 0	0
4 K.T. Raimy	02:08	0-0	0-0	0-0	0 0 0	2 0	0	0	0	0	0 0	-2
Team					4 0 4				0	1		
Totals		22-57	7-23	27-33	13 14 27	24 22	78	11	14	5	3 3	4

Technical Fouls:Coach 2nd16:52

Oklahoma St. - 82

Record: 3-2

NO. Name	Min	FG	3P	FT	Rebounds	Fouls	TP	AS	TO	ST	Blocks	+/-
		M-A	M-A	M-A	OR DR TOT	PF					BS BA	
22 Kalib Boone	F 24:29	7-11	0-0	3-3	4 1 5	5 3	17	3	3	2	0 0	11
33 Moussa Cisse	C 17:11	2-3	0-0	0-2	4 7 11	4 1	4	0	1	0	2 1	7
0 Avery Anderson, III	G 30:11	4-9	1-3	7-9	1 1 2	4 7	16	1	4	2	0 0	5
1 Bryce Thompson	G 27:27	4-9	0-2	0-0	0 2 2	3 2	8	1	4	1	0 1	-3
51 John-Michael Wright	G 34:22	5-14	0-4	4-4	4 4 0	4 3	14	3	1	0	0 0	11
5 Caleb Asberry	26:00	2-4	1-2	2-2	1 2 3	3 3	7	3	0	0	0 0	-1
23 Tyreek Smith	18:08	4-5	0-0	3-6	3 4 7	3 0	11	0	2	1 1	0 0	-1
2 Chris Harris Jr.	10:21	1-2	1-2	2-2	0 1 1	1 0	5	1	1	0	0 0	0
13 Quion Williams	11:51	0-1	0-1	0-0	0 2 2	3 0	0	1	1	0	0 0	-11
Team					1 0 1							
Totals		29-58	3-14	21-28	14 24 38	22 23	82	13	17	6	3 3	4

Technical Fouls:Harris Jr. 1st4:27

	DEP	OSU
Biggest lead	1 (2 nd 5:11)	18 (1 st 11:46)
Best Scoring Run	11 (2 nd 17:32)	11 (1 st 12:48)
Lead Changes	6	
Times Tied	4	
Time with Lead	00:55	36:19

Points from Turnovers 17 16

Paint 26 42

Second Chance 11 12

Fast Breaks 4 2

Bench 12 23

OSU 44 38 82

Game 7 • Nov. 27, 2022 • Gallagher-Iba Arena (Stillwater, Okla.) • Att: 5,683

PRARIE VIEW A&M

53

OKLAHOMA STATE

78

Official Basketball Box Score - Final
Prairie View at Oklahoma St.
11/27/22 Gallagher-Iba Arena, Stillwater
2022-23 Men's Basketball

Game Time: 2:00 PM
Game Duration: 1:56
Attendance: 5,683

Officials: John Higgins, Byron Jarrett, Chance Moore

Prairie View - 53

Record: 4-3

NO.	Name	Min	FG	3P	FT	Rebounds	Fouls	TP	AS	TO	ST	Blocks	BS	BA	+/-
			M-A	M-A	M-A	OR DR TOT	PF	FD				BS	BA		
21	Nikkie Rutty	F 19:21	0-3	0-0	1-2	0 2 2	2 2	1	0	0	1	1	1	1	-12
3	Trajan Wesley	G 26:13	4-6	2-2	0-0	1 3 4	1 1	10	0	3	3	0	2	0	-11
4	Will Douglas	G 22:46	3-7	1-3	0-2	2 4 6	4 1	7	0	4	2	0	1	0	-25
10	Jeremiah Gambrell	G 27:30	6-13	3-8	1-2	0 1 1	1 0	16	1	3	1	0	2	0	-15
44	Tekorian Smith	G 13:19	1-6	0-2	0-0	0 0 0	2 0	2	1	2	2	0	1	0	-12
11	Hegel Augustin	17:16	0-3	0-3	0-0	0 0 0	2 2	0	2	0	0	1	0	0	-15
2	Braden Bell	15:11	1-8	0-5	0-0	0 4 4	2 0	2	0	0	0	0	0	0	-7
5	Kortrijk Miles	21:17	2-6	0-0	2-2	0 1 1	2 2	6	0	1	0	0	0	0	-12
55	Ricky Nelson	08:57	0-0	0-0	0-0	0 1 1	0 0	1	0	0	0	0	0	0	-7
32	Patrick Neal	08:12	1-1	0-0	0-0	1 0 1	1 0	2	0	0	0	0	0	0	-4
33	McKinley Harris	03:50	0-1	0-0	0-0	0 0 0	0 0	0	0	1	0	0	0	1	2
23	Brian Myles	03:29	2-2	0-0	0-0	0 0 0	0 0	4	0	0	0	0	0	0	-3
13	Kyle Harding	06:39	1-1	1-1	0-0	0 0 0	2 0	3	2	0	1	1	0	0	-4
Team						5 0 5					0	1			
Totals			21-57	7-24	4-8	10 15 25	19 8	53	7	15	10	3 9	3 9	-25	

Technical Fouls:NONE

Oklahoma St. - 78

Record: 5-2

NO.	Name	Min	FG	3P	FT	Rebounds	Fouls	TP	AS	TO	ST	Blocks	+/-	1st
			M-A	M-A	M-A	OR DR TOT	PF	FD				BS BA		
22	Kalib Boone	F 16:22	2-5	1-1	0-0	2 1 3	1 0	5	2	3	0	1 0	11	2nd
33	Moussa Cisse	C 22:56	6-9	0-0	1-3	5 6 11	1 3	13	0	0	4	2 17		
0	Avery Anderson, III	G 27:45	4-8	1-4	7-8	2 2 4	1 5	16	3	1	1	0	21	
1	Bryce Thompson	G 28:30	6-12	1-3	0-2	0 1 1	0 3	13	3	1	1	0	19	
51	John-Michael Wright	G 24:48	3-5	1-3	0-0	0 1 1	0 1	7	2	2	3	0	20	
5	Caleb Asberry	17:55	2-4	0-2	0-0	1 5 6	1 1	4	1	1	0	0	9	GM
23	Tyreek Smith	15:40	4-4	0-0	0-0	1 3 4	2 0	8	0	1	0	1	10	
2	Chris Harris Jr.	13:12	0-3	0-1	1-3	0 2 2	1 2	1	0	1	1	1	5	
13	Quion Williams	25:52	3-3	1-1	4-5	1 1 2	2 3	11	2	1	2	0	23	
12	Naz Brown	01:24	0-0	0-0	0-0	0 0 0	0 0	0	0	0	0	0	-2	
15	Carson Sager	01:24	0-0	0-0	0-0	0 1 1	0 0	0	0	0	0	0	-2	
21	Brooks Manzer	01:24	0-0	0-0	0-0	0 1 1	0 0	0	0	0	0	0	-2	
25	Bernard Kouma	01:24	0-1	0-0	0-2	0 0 0	0 1	0	0	0	0	1	-2	
35	Weston Church	01:24	0-0	0-0	0-0	0 0 0	0 0	0	0	0	0	0	-2	
Team						3 2 5								
Totals				30-54	5-15	13-23	15 26 41	9 19	78	13	11	8	9	25

Technical Fouls:Smith 2nd10:19

	PVAMU	OSU
Biggest lead	5 (1 st 8:38)	27 (2 nd 1:24)
Best Scoring Run	6 (1 st 8:38)	14 (2 nd 15:34)
Lead Changes	12	
Times Tied	6	
Time with Lead	09:42	25:41

Points from Turnovers 12 20

Paint 16 42

Second Chance 0 18

Fast Breaks 8 7

Bench 17 24

OSU 27 51 78

Game 6 • Nov. 25, 2022 • Gallagher-Iba Arena (Stillwater, Okla.) • Att: 9,856

TULSA

56

OKLAHOMA STATE

82

Official Basketball Box Score - Final
Tulsa at Oklahoma St.
11/25/22 Gallagher-Iba Arena, Stillwater
2022-23 Men's Basketball

Game Time: 7:00 PM
Game Duration: 1:52
Attendance: 9,856

Officials: Kipp Kissinger, Antonio Petty, Michael Greenstein

Tulsa - 56

Record: 2-4

NO. Name	Min	FG	3P	FT	Rebounds	Fouls	TP	AS	TO	ST	Blocks	+/-
		M-A	M-A	M-A	OR DR TOT	PF	FD				BS BA	
10 Tim Dalger	F 22:39	2-8	1-4	0-0	1 3 4	1 1	5	1	2	0	0 1	-20
33 Bryant Selebangu	F 22:39	4-6	0-0	0-0	3 2 5	2 0	8	0	2	0	1 0	-8
1 Sam Griffin	G 26:51	3-9	0-4	1-1	0 2 2	1 2	7	3	0	1	0 0	-18
3 Sterling Gaston-Chapman	G 16:48	3-5	1-2	0-0	2 3 5	2 0	7	0	4	0	0 1	-8
14 Anthony Pritchard	G 21:09	0-6	0-2	0-0	0 0 0	1 2	0	1	6	1	0 0	-26
2 Keyshawn Embury-Simpson	22:52	4-10	2-6	0-2	0 0 0	0 3	2	10	0	1 1	1 0	-20
11 Brandon Betson	17:55	3-6	3-6	0-0	0 2 2	2 0	9	5	1	0	0 0	-11
15 Charles Chukwu	17:21	3-4	0-0	0-0	2 2 4	0 0	6	0	0	1 0	1 -18	
4 Brian Knight	16:04	0-6	0-0	0-0	1 2 3	1 0	0	0	1	0 0	0 -6	
0 Jeseiah McWright	12:28	1-5	0-2	0-1	0 3 3	1 1	2	1	2	3	0 1	1
5 Payton Urbancic	01:37	1-1	0-0	0-0	0 0 0	0 0	2	0	0	0 0	0 2	
23 Ari Seals	01:37	0-0	0-0	0-0	0 0 0	0 0	0	0	0	0 0	0 2	
Team					4 6 10							
Totals		24-66	7-30	1-4	13 25 38	14 8	56	11	19	7	2 4	-26

Technical Fouls:Delger 2nd19:02Gaston-Chapman 2nd17:44

Oklahoma St. - 82

Record: 4-2

NO.	Name	Min	FG	3P	FT	Rebounds	Fouls	TP	AS	TO	ST	Blocks	+/-
			M-A	M-A	M-A	OR DR TOT	PF FD					BS BA	
22	Kalib Boone	F 17:41	3-7	0-1	3-3	3 1 4	0 2	9	1	2	0	0	2
33	Moussa Cisse	G 24:26	6-7	0-0	0-2	2 6 8	0 0	2	12	1	1	0	3
0	Avery Anderson, III	G 21:09	2-7	0-2	2-2	0 5 5	4 2	6	3	4	2	0	20
1	Bryce Thompson	G 25:18	6-14	4-8	2-2	0 1 1	1 0	16	1	2	0	0	15
51	John-Michael Wright	G 26:42	3-9	2-6	0-0	0 0 0	0 0	1	8	3	0	2	16
2	Chris Harris Jr.	21:34	2-5	1-3	0-0	0 3 3	0 0	5	4	0	1	0	25
5	Caleb Asberry	20:29	2-7	2-5	2-2	1 4 5	2 3	8	1	0	3	0	2
23	Tyreek Smith	13:50	5-5	0-0	0-2	2 5 7	0 1	10	1	0	0	0	20
13	Quion Williams	18:21	3-4	0-1	0-1	3 4 7	0 2	6	1	1	1	0	15
12	Naz Brown	04:02	0-1	0-1	0-0	0 0 0	1 0	0	0	2	0	0	-6
15	Carson Sager	01:37	0-0	0-0	0-0	0 0 0	0 0	0	0	1	0	0	-2
21	Brooks Manzer	01:37	0-0	0-0	0-0	0 0 0	0 0	0	0	0	0	0	-2
25	Bernard Kouma	01:37	0-0	0-0	0-0	0 0 0	0 0	0	0	0	0	0	-2
35	Wendell Church	01:37	0-0	0-0	0-0	1 1 2	0 0	0	0	0	0	0	-2
Totals				32-66	9-27	15-14	12 31 43	83 182	16	13	9	4	2 26

BOX SCORES

Game 9 • Dec. 6, 2022 • Gallagher-Iba Arena (Stillwater, Okla.) • Att: 5,368

SAM HOUSTON

51

OKLAHOMA STATE

65

Official Basketball Box Score - Final
Sam Houston at Oklahoma St.
12/06/22 Gallagher-Iba Arena, Stillwater
2022-23 Men's BasketballGame Time: 8:00 PM
Game Duration: 1:55
Attendance: 5,368

Officials: Kipp Kissinger, Marques Pettigrew, Owen Shortt

Sam Houston - 51

Record: 7-2

NO. Name	Min	FG	3P	FT	Rebounds	Fouls	TP	AS	TO	ST	Blocks	+/
M-A	M-A	M-A	M-A	OR DR TOT	PF FD					BS BA		
1 Kaosi Ezeagu	F 17:26	1-2	0-0	0-2	1 0 1	2 1	2	0	0	0	1 0	-10
12 Tristan Ikpe	F 17:44	1-3	1-2	0-0	2 3 5	4 0	3	0	1	2	0 0	3
2 Qua Grant	G 35:16	6-14	1-6	2-2	1 0 1	1 2	15	2	3	4	1 1	-12
11 Javion May	G 22:26	2-4	0-1	0-0	1 3 4	0 2	4	1	2	1	0 1	-1
24 Donte Powers	G 30:04	3-9	2-5	2-3	0 3 3	2 4	10	2	1	3	0 1	-3
40 Kian Scroggins	22:34	1-2	0-0	7-8	0 2 3	2 1	4	9	1	0	0 0	-4
3 Lamar Wilkerson	15:25	0-4	0-2	0-0	2 1 3	3 0	0	0	0	0 0	1 4	6
13 Jaden Ray	15:10	1-4	0-1	0-2	0 1 1	0 1	2	1	2	0	0 0	-16
25 Cameron Huefner	22:16	2-6	2-3	0-0	1 1 2	0 0	6	0	0	0 0	0 0	-17
0 Ron Mitchell	01:39	0-1	0-1	0-0	0 0 0	0 0	0	0	0	0 0	0 0	-4
Team					1 0 1			0	3			
Totals		17-49	6-21	11-17	8 14 22	15 14	51	8	11	12	2 4	-14

Technical Fouls: NONE

Shooting By Period	1st FG	2nd FG	3rd FG	FT
1st FG	7-23 30.4%			
2nd FG	3-10 30.0%			
3rd FG	3-3 100%			
FT	10-26 38.5%			
3PT	3-11 27.3%			
FT	8-14 57.1%			
GM FG	17-49 34.7%			
3PT	6-21 28.6%			
FT	11-17 64.7%			

Dead Ball Rebounds: 7, 0

Oklahoma St. - 65

Record: 6-3

NO. Name	Min	FG	3P	FT	Rebounds	Fouls	TP	AS	TO	ST	Blocks	+/
M-A	M-A	M-A	M-A	OR DR TOT	PF FD					BS BA		
22 Kalib Boone	F 21:04	2-4	0-1	0-0	3 0 3	1 2	4	2	2	1	0 1	11
33 Moussa Cisse	C 34:55	2-5	0-0	2-3	2 1 1	3 3	6	0	2	1	4 0	20
0 Avery Anderson, III	G 29:11	3-8	1-3	3-3	1 1 3	2 4	10	4	2	1	0 1	8
1 Bryce Thompson	G 29:10	6-10	4-6	1-2	0 0 0	3 3	17	3	3	2	0 0	22
51 John-Michael Wright	G 20:37	4-6	2-4	0-0	2 2 2	1 0	10	2	2	1	0 0	12
5 Caleb Asberry	23:02	1-6	0-4	3-4	0 1 1	1 2	5	1	1	0	0 0	5
23 Tyreek Smith	21:10	4-5	1-2	1-2	3 2 5	0 1	10	0	1	0	0 0	-1
13 Quion Williams	08:45	1-2	1-1	0-0	1 2 3	2 0	3	0	2	0	0 0	-8
2 Chris Harris Jr.	09:55	0-3	0-3	0-0	0 0 0	1 0	0	1	2	0	0 0	3
4 Woody Newton	02:11	0-0	0-0	0-0	0 0 0	0 0	0	0	1	0	0 0	-4
Team					4 3 7			0	0			
Totals		23-49	9-24	10-14	14 23 37	14 15	65	13	17	6	4 2	14

Technical Fouls: NONE

Shooting By Period	1st FG	2nd FG	3rd FG	FT
1st FG	12-31 38.7%			
2nd FG	5-16 31.3%			
3rd FG	3-4 75%			
FT	11-18 61.1%			
3PT	4-8 50.0%			
FT	7-10 70%			
GM FG	23-49 46.9%			
3PT	9-24 37.5%			
FT	10-14 71.4%			

Dead Ball Rebounds: 2, 0

SHU	OSU
Biggest lead	3 (1st 10:50) 19 (2nd 1:58)
Best Scoring Run	7 (2nd 15:52) 8 (2nd 6:59)
Lead Changes	2
Times Tied	3
Time with Lead	04:32 32:21
Points from Turnovers	SHU 20 24 24
Second Chance	SHU 20 31 51
Fast Breaks	OSU 32 33 65
Bench	17 18

Game 10 • Dec. 11, 2022 • Barclays Center (Brooklyn, NY)

OKLAHOMA STATE

65

VIRGINIA TECH

70

Official Basketball Box Score - Final
Oklahoma St. at Virginia Tech
12/11/22 Barclays Center, Brooklyn, NY
2022 Basketball Hall of Fame InvitationalGame Time: 2:00 PM
Game Duration: 2:05
Attendance: 2,035

Officials: Kipp Kissinger, Bert Smith, Bart Lenox

Oklahoma St. - 65

Record: 6-4

NO. Name	Min	FG	3P	FT	Rebounds	Fouls	TP	AS	TO	ST	Blocks	+/
M-A	M-A	M-A	M-A	OR DR TOT	PF FD					BS BA		
22 Kalib Boone	F 27:13	6-10	0-0	3-4	3 4 7	3 4	15	0	2	1	4 1	-3
33 Moussa Cisse	C 29:30	3-5	0-0	6-9	1 6 7	4 5	12	1	2	0	1 0	1
0 Avery Anderson, III	G 28:24	5-9	3-5	2-2	0 2 2	2 3	15	4	5	3	1 0	-4
1 Bryce Thompson	G 28:10	2-9	0-4	0-0	0 1 1	4 0	4	4	4	0 0	1 4	
51 John-Michael Wright	G 28:26	1-5	1-4	0-0	3 3 6	2 2	3	3	0	1	0 1	0
5 Caleb Asberry	24:43	2-8	2-8	2-2	0 3 3	3 2	8	2	1	0	0 0	-13
23 Tyreek Smith	15:41	1-4	0-0	0 1 2	3 1	1 2	0	0	0	0 0	1 0	-3
2 Chris Harris Jr.	09:48	1-2	0-1	0-0	1 3 4	2 1	2	0	0	1	0 0	-4
13 Quion Williams	02:16	0-0	0-0	0 1 1	0 0	0 0	0	0	0	0 0	0 0	-1
4 Woody Newton	05:49	1-3	1-2	1-2	1 2 3	0 0	4	0	2	0	0 0	-2
Team					1 0 1			0	1			
Totals		22-55	7-24	14-19	11 27 38	21 18	65	14	17	6	7 3	-5

Technical Fouls: NONE

Shooting By Period	1st FG	2nd FG	3rd FG	FT
1st FG	3-12 25.0%			
2nd FG	0-0 0%			
3rd FG	4-12 33.3%			
FT	14-19 73.7%			
GM FG	22-55 40.0%			
3PT	7-24 29.2%			
FT	14-19 73.7%			

Dead Ball Rebounds: 1, 0

Virginia Tech - 70

Record: 10-1

NO. Name	Min	FG	3P	FT	Rebounds	Fouls	TP	AS	TO	ST	Blocks	+/
M-A	M-A	M-A	M-A	OR DR TOT	PF FD					BS BA		
21 Grant Basile	F 27:45	4-12	2-5	3-5	1 4 5	3 4	13	2	0	1	2 1	5
25 Justyn Mutts	F 26:06	5-8	2-3	1-2	1 3 4	4 2	13	4	4	6	0 1	-2
0 Hunter Cattoor	G 35:05	1-5	0-3	7-8	0 6 6	1 6	9	1	1	3	0 0	-1
3 Sean Pedulla	G 39:05	6-16	2-4	2-3	1 4 5	3 6	16	4	1	1	0 3	5
13 Darius Maddox	G 32:48	3-9	1-3	0-0	3 0 3	0 2	7	0	2	0	1 0	1
34 Myllyjae Potteat	15:21	1-2	0-0	6-6	2 4 6	3 3	8	1	0	0	0 0	4
2 MJ Collins	13:47	1-3	0-2	0-0	0 1 1	0 0	2	0	0	0 0	0 0	-4
15 Lynn Kidd	10:03	1-2	0-0	0-0	1 1 2	2 0	2	0	2	0	0 1	3
Team					2 3 5			0	0			
Totals		22-57	7-20	19-24	11 26 37	18 21	70	12	10	11	3 7	5

Technical Fouls: NONE

Shooting By Period	1st FG	2nd FG	3rd FG	FT
1st FG	13-31 41.9%			
2nd FG	4-14 28.6%			
3rd FG	4-5 80%			
FT	19-24 79.2%			
GM FG	22-57 38.6%			
3PT	7-20 35.0%			
FT	19-24 79.2%			

Dead Ball Rebounds: 2, 0

OSU	VT
Biggest lead	5 (2nd 11:25) 12 (1st 7:18)
Best Scoring Run	8 (1st 4:40) 9 (1st 7:18)
Lead Changes	3
Times Tied	8
Time with Lead	08:52 26:46
Points from Turnovers	OSU 28 24
Second Chance	OSU 25 40 65
Fast Breaks	VT 34 36 70
Bench	16 12

Game Notes: 2022 Basketball Hall of Fame Invitational Game 2 MVP: Sean Pedulla (Virginia Tech) ♦

Game 11 • Dec. 17, 2022 • Intrust Bank Arena (Wichita, Kan.) • Att: 7,783

OKLAHOMA STATE

59

WICHITA STATE

49

Official Basketball Box Score - Final
Oklahoma St. at Wichita St.
12/17/22 Intrust Bank Arena, Wichita, Kan.
2022-23 Men's BasketballGame Time: 8:05 PM
Game Duration: 1:59
Attendance: 7,783

Officials: Ray Nall, Marques Pettigrew, Darron George

Oklahoma St. - 59

Record: 7-4

NO. Name	Min	FG	3P	FT	Rebounds	Fouls	TP	AS	TO	ST	Blocks	+/
M-A	M-A	M-A	M-A	OR DR TOT	PF FD					BS BA		
22 Kalib Boone	F 28:48	2-5	0-0	2-4	2 3 5	2 2	6	1	2	0	0 1	9
33 Moussa Cisse	C 28:36	1-2	0-0	1-2	3 9 12	1 2	3	0	2	0	3 0	3
0 Avery Anderson, III	G 27:37	1-5	0-4	6-6	0 5 5	3 4	8	0	2	4	0 0	5
1 Bryce Thompson	G 33:45	7-17	5-9	0-0	0 1 1	0 1	19	5	4	0	0 2	8
51 John-Michael Wright	G 32:38	5-10	4-7	2-2	0 6 6	1 1	16	1	2	1	0 0	14
23 Tyreek Smith	15:20	3-3	0-0	1-1	0 2 2	2 1	7	1	1	0	0 0	2
13 Quion Williams	09:14	0-2	0-1	0-0	1 0 1	2 0	0	1	0	0 0	0 0	-7
2 Chris Harris Jr.	18:05	0-2	0-1	0-0	1 0 1	1 2	0	5	1	0	0 0	-16
4 Woody Newton	05:57	0-2	0-1	0-0	0 2 2	1 0	0	0	1	0	0 0	0
Team					0 0 0			0	0			
Totals		19-48	9-23	12-15	7 28 35	13 13	59	14	14	6	4 3	10

Technical Fouls: NONE

Shooting By Period	1st FG	2nd FG	3rd FG	FT
1st FG	11-26 42.3%			
2nd FG	5-11 45.5%			
3rd FG	5-5 100%			
FT	8-22 36.4%			
3PT	4-12 33.3%			
FT	7-10 70%			
GM FG	19-48 39.6%			
3PT	9-23 39.1%			
FT	12-15 80.0%			

Dead Ball Rebounds: 2, 2

Wichita St. - 49

Record: 6-5

NO. Name	Min	FG	3P	FT	Rebounds	Fouls	TP	AS	TO	ST	Blocks	BS	BA
		M-A	M-A	M-A	OR DR TOT	PF FD							
11 Kenny Pohto	F 25:27	1-4	0-3	0-2	0 1 1	2 1	2	1	1	0	0	0	-13
23 Gus Okafor	F 19:29	1-6	0-2	2-2	1 0 1	0 1	4	0	0	0	0	1	-6
3 Craig Porter Jr.	G 36:38	7-13	0-2	0-0	1 6 7	1 1	14	1	2	3	1	2	-10
5 Jaron Pierre Jr.	G 26:14	2-9	1-6	0-0	0 2 2	2 1	5	1	1	1	0	0	-6
10 Jaykwon Walton	G 31:20	2-6	0-2	2-2	0 3 3	3 2	6	0	2	0	1	1	-10
33 James Rojas	20:31	3-5	0-2	1-3	1 4 5	3 4	7	0	3	0	0	0	-4
12 Melvin Flanagan	16:36	2-6	0-3	5-6	1 1 2	3 9	1	0	0	0	0	0	12
15 Quincy Hallard	14:59	1-1	0-0	0-0	1 5 6	1 3	0	0	0	0	1	0	3
11 Xavier Bell	09:12	0-2	0-1	0-0	0 1 1	1 0	0	0	2	0	0	0	-16
Team					0 0 0	0 0	0	0	0	0	0	0	
Total		10-53	1-21	10-15	6 20 27	13 13	42	4	13	6	2	4	-4

BOX SCORES

Game 13 • Dec. 31, 2022 • Allen Fieldhouse (Lawrence, Kan.) • Att: 16,300

OKLAHOMA STATE

67

4/4 KANSAS

69

Official Basketball Box Score - Final
Oklahoma St. at Kansas
12/31/22 Allen Fieldhouse, Lawrence
2022-23 Men's BasketballGame Time: 1:10 PM
Game Duration: 2:01
Attendance: 16,300

Officials: Doug Simons, Keith Kimble, Bret Smith

Oklahoma St. - 67

Record: 8-5 (0-1)

NO.	Name	Min	FG		3P		FT		Rebounds			Fouls		TP	AS	TO	ST	Blocks		+/-
			M-A	M-A	M-A	M-A	OR	DR	TOT	PF	FD							BS	BA	
22	Kalib Boone	F 22:11	1-4	0-0	0-0	2	5	7	1	0	2	2	1	0	1	1	1	1	1	-6
33	Moussa Cisse	C 24:52	2-5	0-0	0-1	3	3	6	1	3	4	2	0	1	2	0	1	2	0	1
0	Avery Anderson, III	G 31:47	1-5	0-3	0-0	0	4	4	0	2	2	2	3	2	0	0	0	3	0	3
1	Bryce Thompson	G 29:14	7-13	7-10	2-2	0	1	1	4	2	23	1	3	0	0	1	0	0	1	0
51	John-Michael Wright	G 33:27	6-15	4-9	3-4	0	4	4	1	4	19	3	4	1	0	0	0	0	-2	
23	Tyreek Smith	16:09	2-2	0-0	0-1	1	1	2	1	2	4	1	0	0	1	0	1	0	-1	
2	Chris Harris Jr.	15:29	1-3	1-2	0-0	0	0	0	2	0	3	0	0	1	0	0	0	0	-8	
4	Woody Newton	10:16	2-5	0-3	1-1	1	2	3	2	2	5	0	0	0	0	0	0	0	-3	
5	Caleb Asberry	16:35	1-2	1-2	2-2	0	2	2	3	2	5	2	0	0	0	1	0	6		
Team						3	0	3			0				2					
Totals			23-54	13-29	8-11	10	22	32	15	17	67	13	13	5	5	2	2			

Technical Fouls: NONE

Shooting By Period		
1 st	FG%	16-29 55.2%
	3PT%	9-18 50.0%
	FT%	4-6 66.7%
2 nd	FG%	7-25 28.0%
	3PT%	4-11 36.4%
	FT%	4-5 80%
GM	FG%	23-54 42.6%
	3PT%	13-29 44.8%
	FT%	8-11 72.7%
Dead Ball Rebounds: 0, 0		

Kansas - 69

Record: 12-1 (1-0)


NO.	Name	Min	FG		3P		FT		Rebounds			Fouls		TP	AS	TO	ST	Blocks		+/-
			M-A	M-A	M-A	M-A	OR	DR	TOT	PF	FD							BS	BA	
10	Jalen Wilson	F 35:41	7-17	3-8	3-5	1	3	4	1	5	20	2	1	0	1	1	1	4		4
24	KJ Adams, Jr.	F 23:22	6-6	0-0	2-3	3	1	4	4	3	14	1	4	1	0	0	-2			
3	Dajuan Harris	G 33:23	2-6	2-2	0-0	0	3	3	0	1	6	9	1	1	0	1	0	1	2	
4	Grady Dick	G 32:47	3-9	2-4	0-0	3	6	9	4	2	8	4	1	1	0	1	-2			
15	Kevin McCullar	G 33:02	2-6	2-4	1-2	0	5	5	4	2	7	1	5	2	1	0	6			
0	Bobby Pettiford	09:09	1-1	0-0	0-0	1	1	2	0	0	2	0	0	0	0	0	2			
35	Zuby Ejiofor	09:30	2-4	0-0	0-0	1	2	3	1	1	4	0	0	0	0	0	1	8		
1	Joseph Yesufu	13:33	2-6	2-5	0-0	0	2	2	1	1	6	0	0	0	0	0	1	1		
21	Zach Clemence	04:41	0-0	0-0	0-0	0	0	0	0	0	0	0	0	0	0	0	0	1		
11	MJ Rice	02:24	0-0	0-0	0-0	0	0	0	1	0	0	0	0	0	1	0	0	-5		
31	Cam Martin	02:27	1-1	0-0	0-0	1	0	1	1	0	2	0	0	0	0	0	0	-5		
23	Ernest Udeh Jr.	00:01	0-0	0-0	0-0	0	0	0	0	0	0	0	0	0	0	0	1	0	0	
Team						1	1	2			0				0					
Totals			26-56	11-23	6-10	11	24	35	17	15	69	17	12	7	2	5	2			

Technical Fouls: NONE

Shooting By Period		
1 st	FG%	12-24 50.0%
	3PT%	4-6 66.7%
	FT%	2-4 50%
2 nd	FG%	14-32 43.8%
	3PT%	7-17 41.2%
	FT%	4-6 66.7%
GM	FG%	26-56 46.4%
	3PT%	11-23 47.8%
	FT%	6-10 60.0%
Dead Ball Rebounds: 1, 0		

	OSU	KAN	Points from		OSU	KAN	Period by Period Scoring			
Biggest lead	15 (1 st 0:38)	3 (2 nd 8:17)	Turnovers	22	7			1st	2nd	TOT
Best Scoring Run	8 (1 st 9:15)	11 (2 nd 13:31)	Paint	18	24	OSU	45	22	67	
Lead Changes	6		Second Chance	15	19					
Times Tied	5		Fast Breaks	6	1	KAN	30	39	69	
Time with Lead	27:10	07:57	Bench	17	14					

TV/RADIO ROSTER




**0 AVERY
ANDERSON III**

6-3 • 158 • Sr • G
Justin, Texas




**1 BRYCE
THOMPSON**

6-6 • 194 • Jr • G
Tulsa, Okla.



**2 CHRIS
HARRIS JR**

6-2 • 223 • Sr • G
Dallas, Texas



**4 WOODY
NEWTON**

6-9 • 195 • Jr • G
District Heights, Md.



**5 CALEB
ASBERRY**

6-3 • 165 • R-Sr • G
Pflugerville, Texas




**12 NAZ
BROWN**

6-0 • 181 • Fr • G
Fort Worth, Texas




**13 QUION
WILLIAMS**

6-4 • 208 • Fr • G
Jonesboro, Ark.



**15 CARSON
SAGER**

6-4 • 207 • Jr • G
Wichita Falls, Texas



**21 BROOKS
MANZER**

6-3 • 190 • So • G
Edmond, Okla.



**22 KALIB
BOONE**

6-9 • 198 • Sr • F
Tulsa, Okla.



**23 TYREEK
SMITH**

6-9 • 217 • R-Jr • F
Baton Rouge, La.



**25 BERNARD
KOUMA**

6-10 • 240 • Sr • F
N'Djamena, Chad, Africa



**33 MOUSSA
CISSE**

7-1 • 216 • Jr • F
Conakry, Guinea



**35 WESTON
CHURCH**

6-3 • 180 • Jr • G
Fairview, Okla.



**51 JOHN-MICHAEL
WRIGHT**

6-1 • 190 • Sr • G
Fayetteville, N.C.