

Experience Rochester



Period: July 1, 2025 to September 30, 2025

MCC Adjusted Gross Income

\$999,149

MCC Operations Net Income

(\$495,773)

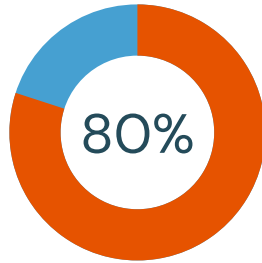
Direct Economic Impact

\$8,853,427

Sales Prospects in Funnel

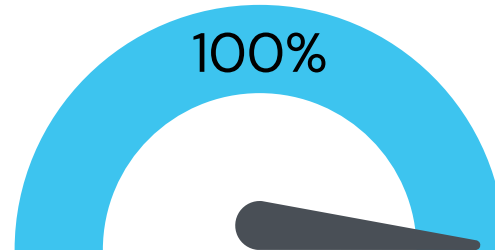
571

High Impact Weeks



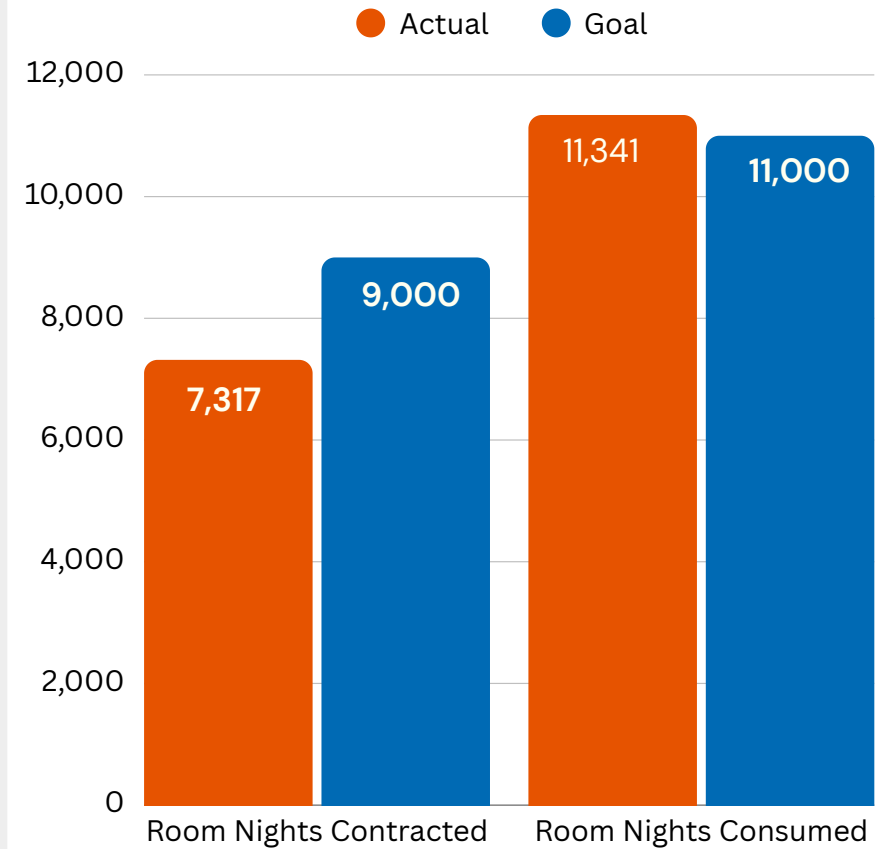
% of Goal Achieved

Customer Overall Experience



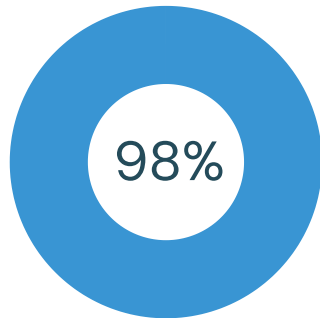
% of Customers whose experience was 'Excellent' or 'Very Good'

Hotel Room Nights Contracted and Consumed



MCC Tentative and Definite Revenue

Definite \$1,950,364



Tentative \$6,442,592

Definites Confirmed, % of Goal Achieved

Local Civic

40 EVENT DAYS

10,915

CIVIC EVENT ATTENDEES