

SAFE Credit Union Convention Center



SAFE
CREDIT UNION

SAFE Credit Union
Convention Center

Visit

SACR★MENTO

240,000
SQUARE FEET
Programmable
SPACE

160,000 SQUARE FEET
**EXHIBIT
SPACE**

40,000 SQUARE FEET
NEW
FLEXIBLE SPACE
BALLROOM

79,100 sq. ft. meeting room space

37 breakout rooms

New east & west meeting space

Easy access into facility via North,
West or East lobbies

New 15,000 sq. ft. Plaza

New kitchen & full service Starbucks

**BIGGER
BETTER
BOLDER
SACRAMENTO**

2,000
WALKABLE
HOTEL ROOMS

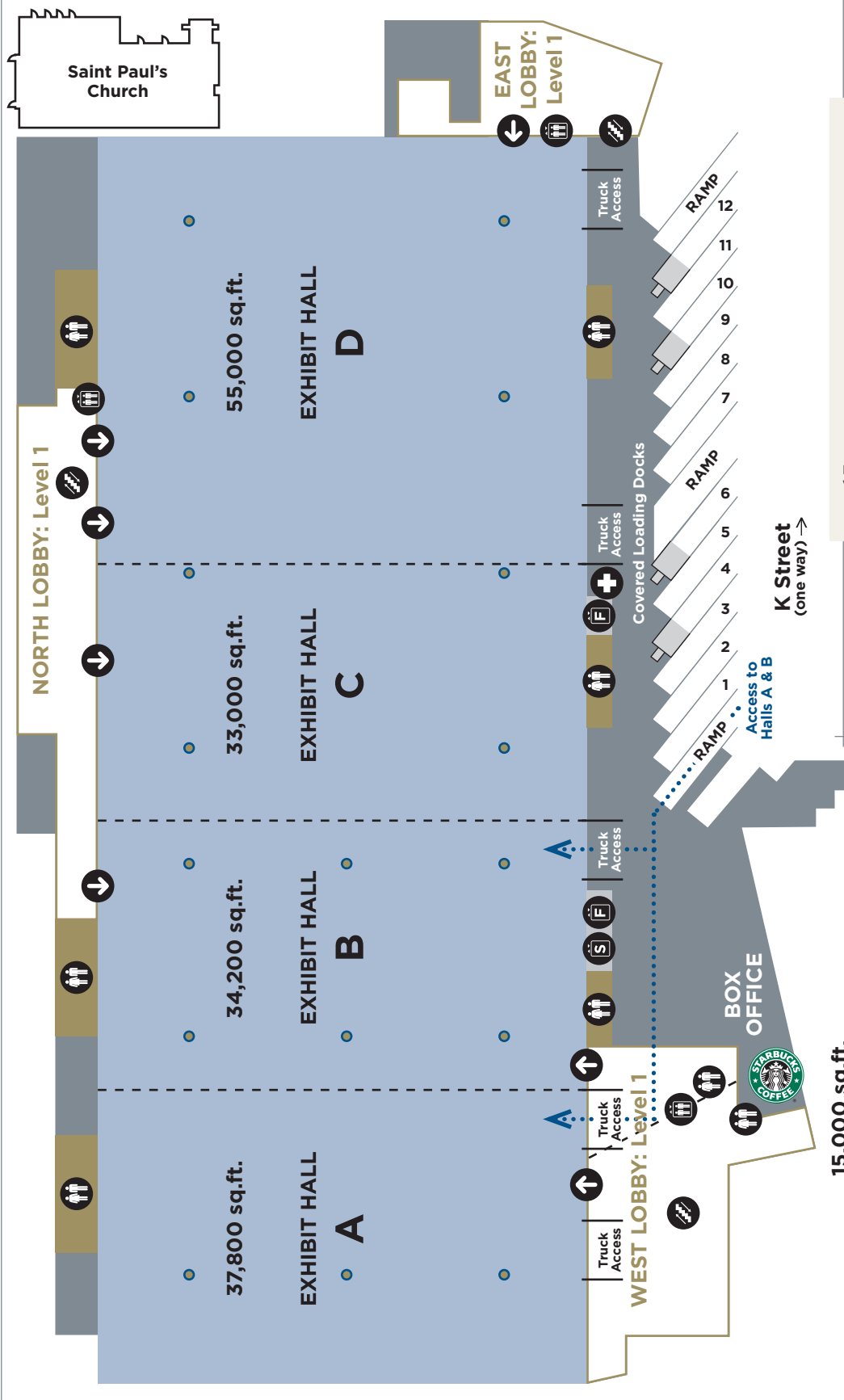
170+
DAILY NON-STOP
FLIGHTS

300+
NEARBY
RESTAURANTS



SAFE
CREDIT UNION

Convention Center



Bus Drop off
J Street
(one way) ←

NORTH LOBBY: Level 1

EAST LOBBY: Level 1

WEST LOBBY: Level 1

K Street
(one way) →

14th Street
(one way) ←

- Elevator
- Service Elevator
- Freight Elevator
- Door
- Escalator
- Stairway
- Restrooms
- Airwall
- Adjustable dock plates
Loading Bays 68' long with 14' max height
- Pillars

15,000 sq. ft.
OUTDOOR ACTIVITY PLAZA
SAFE CREDIT UNION
PERFORMING ARTS CENTER



LEVEL 1: EXHIBIT HALLS

Any seating layout cannot exceed occupant load factor of 15 sq.ft. per person

	Total sq.ft.	Dimensions (approx.)	Ceiling Height	Exhibit Booths (10x10)	Theater Seating (Maximum)	Classroom 4 per 18" table	Dining 8 per 60" table	Dining 10 per 72" table
Exhibit Hall A	37,500	250'x150'	30'	217	2,517	2,100	1,896	1,660
Exhibit Hall B	34,500	250'x138'	30'	189	2,270	1,984	1,768	1,320
Exhibit Hall C	33,000	250'x132'	30'	191	2,192	2,024	1,904	1,580
Exhibit Hall D	55,000	250'x220'	30'	304	3,657	3,432	3,104	2,660
A-B Combined	72,000	250'x288'	30'	406	4,787	3,700	3,824	3,380
A-C Combined	105,000	—	30'	597	6,979	5,500	5,728	4,930
A-D Combined	160,000	—	30'	901	10,636	8,936	8,832	7,560
B-D Combined	122,500	—	30'	684	8,119	7,800	7,288	5,710
C-D Combined	88,000	250'x352'	30'	495	5,849	5,840	5,536	4,600

Total sq.ft.

LOBBIES

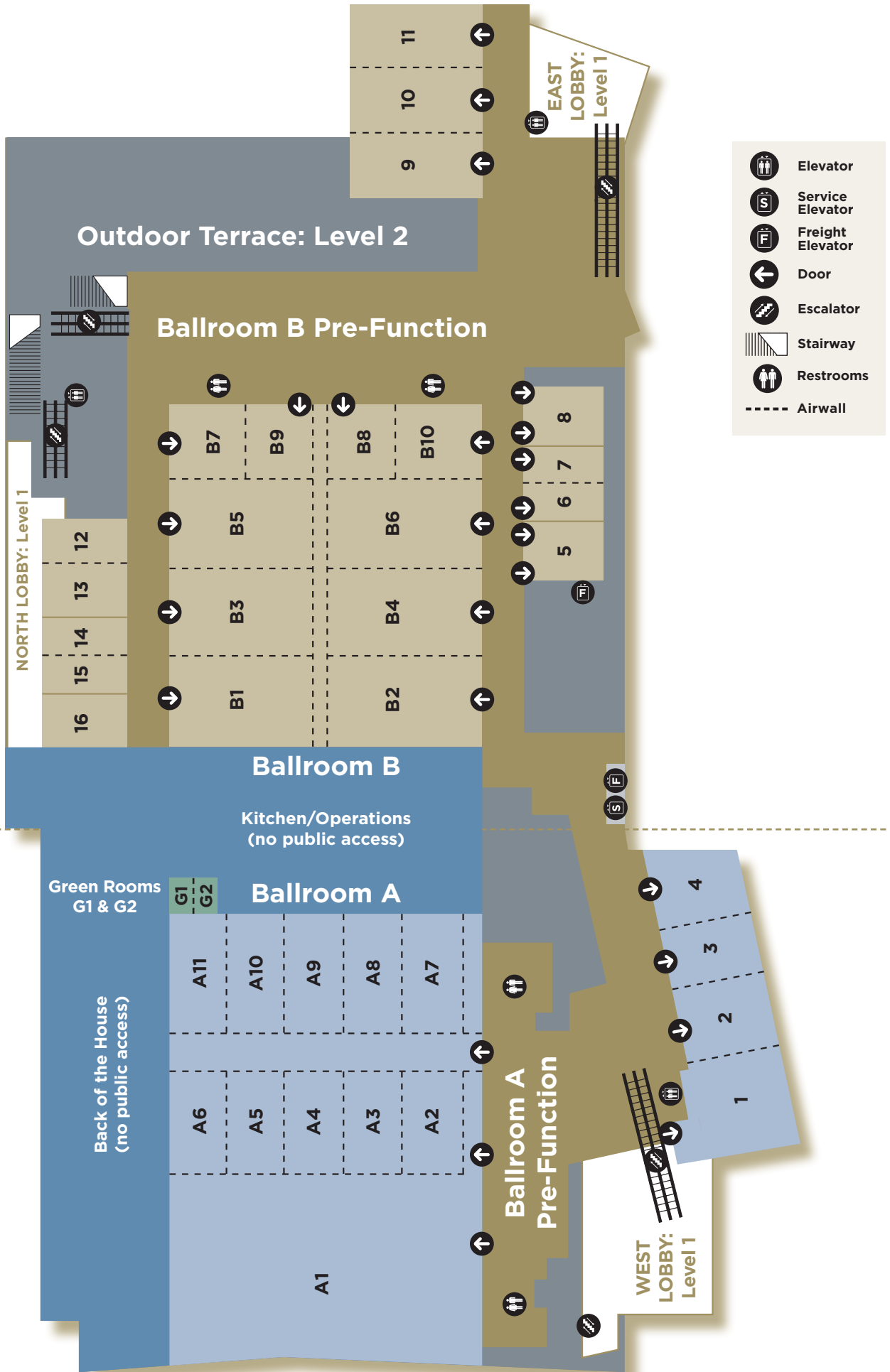
North Lobby (L1)	7,500
West Lobby (L1)	9,300
East Lobby (L1)	4,200

BIGGER

BETTER

BOLDER

SACRAMENTO



LEVEL 2: WEST

Ballroom A + Meeting Rooms 1-4

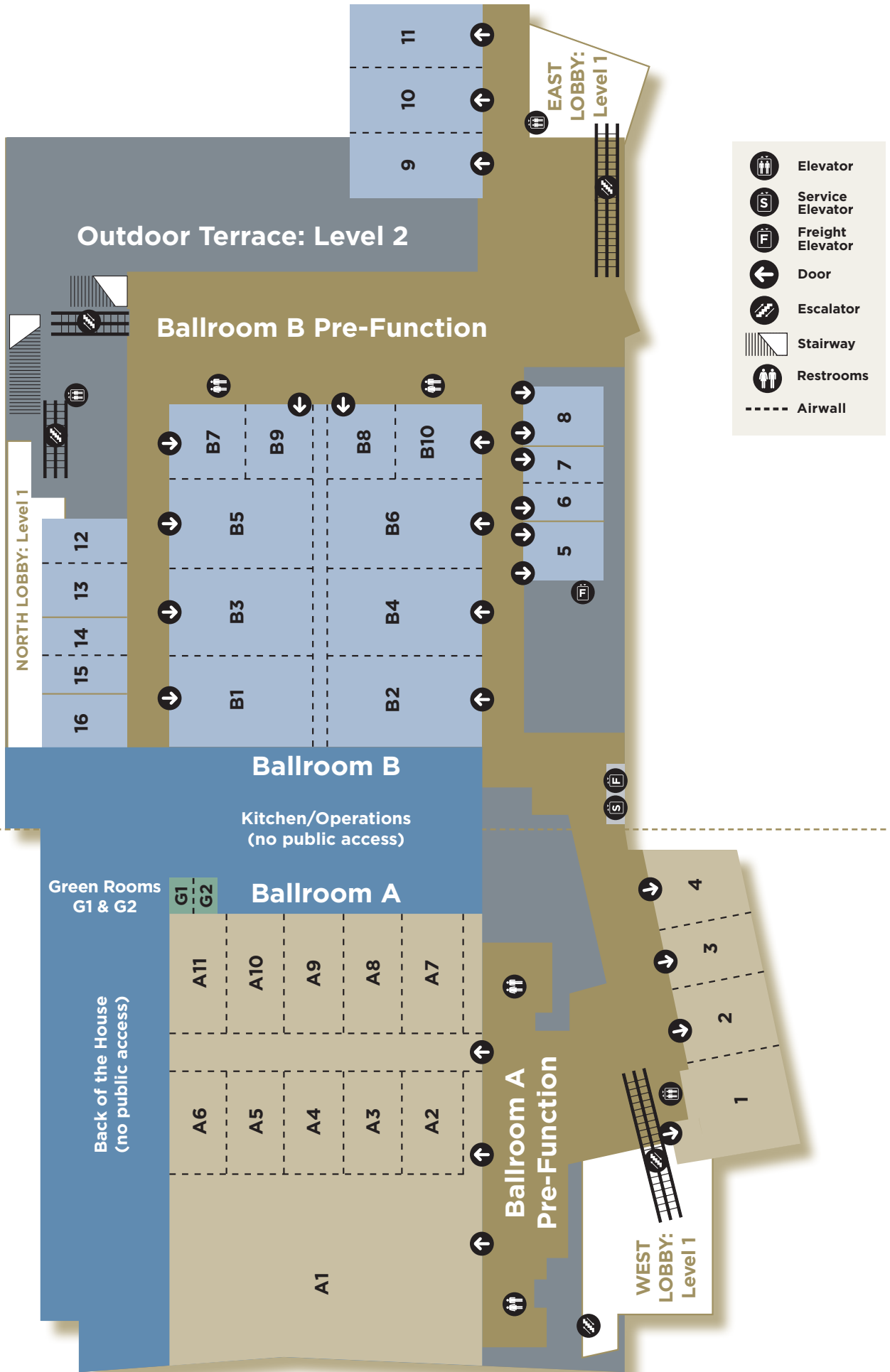
Any seating layout cannot exceed occupant load factor of 10 sq.ft. per person

	Total sq.ft. (approx.)	Dimensions (approx.)	Ceiling Height	Hollow Square	Theater Seating	Classroom 4 per 18" table	Dining 60" rounds 8 per table	Dining 72" rounds 10 per table	Reception
BALLROOM A									
A1	18,960	120'x158'	25'	—	1,496	968	1,032	870	1,912
A2	1,612	31'x52'	25'	56	144	84	88	80	159
A3	1,612	31'x52'	25'	56	132	84	88	60	162
A4	1,612	31'x52'	25'	56	132	84	88	60	162
A5	1,456	28'x52'	25'	56	120	84	88	60	145
A6	1,508	29'x52'	25'	56	120	84	88	60	149
A7	1,736	31'x56'	25'	48	110	84	88	80	172
A8	1,736	31'x56'	25'	48	110	84	88	60	175
A9	1,736	31'x56'	25'	48	121	84	88	60	175
A10	1,568	28'x56'	25'	48	121	84	88	60	156
A11	1,624	29'x56'	25'	48	132	84	88	80	161
A1-6 Combined	27,189	164'x158'	25'	—	2,652	1,408	1,624	1,330	2,710
A2-11 Combined	20,224	128'x158'	25'	—	1,716	1,056	1,160	1,070	2,077
A1-11 Combined	38,868	246'x158'	25'	—	3,410	2,160	2,280	1,780	3,923
Green Room G1	155	12'6"x12'5"							
Green Room G2	125	12'6"x10'							
MEETING ROOMS 1-4									
Meeting Room 1	2,300	46'x50'	15'8"	64	175	108	120	100	257
Meeting Room 2	1,665	37'x45'	15'8"	56	130	72	96	70	168
Meeting Room 3	1,665	37'x45'	15'8"	56	130	72	96	70	168
Meeting Room 4	1,530	34'x45'	15'8"	40	107	72	80	60	156
1-2 Combined	3,965	50'x83'	15'8"	—	305	180	216	170	421
1-3 Combined	5,630	50'x120'	15'8"	—	435	252	312	240	602
1-4 Combined	7,160	50'x153'	15'8"	—	542	324	392	300	752
2-4 Combined	4,860	45'x106'	15'8"	—	367	216	272	200	506
3-4 Combined	3,195	45'x70'	15'8"	—	237	144	176	130	311

Total sq.ft.

LOBBIES

Ballroom A Pre-Function	12,000
Ballroom B Pre-Function	9,000



LEVEL 2: EAST

Ballroom B + Meeting Rooms 5-12

Any seating layout cannot exceed occupant load factor of 10 sq.ft. per person

	Total sq.ft. (approx.)	Dimensions (approx.)	Ceiling Height	Hollow Square	Theater Seating	Classroom 4 per 18" table	Dining 60" rounds 8 per table	Dining 72" rounds 10 per table	Reception
BALLROOM B									
B1	2,838	43'x66'	25'	72	280	176	160	120	293
B2	2,838	43'x66'	25'	72	277	176	160	120	293
B3	2,970	45'x66'	25'	80	280	176	160	120	300
B4	2,970	45'x66'	25'	80	280	176	160	120	300
B5	2,970	45'x66'	25'	80	280	176	160	120	300
B6	2,970	45'x66'	25'	80	280	176	160	120	300
B7	1,254	38'x33'	25'	48	104	60	72	60	126
B8	1,254	38'x33'	25'	48	104	60	72	60	127
B9	1,254	38'x33'	25'	48	104	60	72	60	126
B10	1,254	38'x33'	25'	48	104	60	72	60	128
B1-10 Combined	24,282	171'x142'	25'	—	2,438	1,536	1,560	1,440	2,438
MEETING ROOMS 5-16									
Meeting Room 5	957	29'x33'	11'	32	84	40	48	50	96
Meeting Room 6	660	20'x33'	11'	32	49	20	24	20	70
Meeting Room 7	660	20'x33'	11'	32	49	20	24	20	70
Meeting Room 8	990	30'x33'	11'	32	91	40	72	50	99
6-7 Combined	1,320	40'x33'	11'	64	98	40	48	40	140
Meeting Room 9	1,888	32'x59'	15'8"	56	143	96	104	110	160
Meeting Room 10	2,006	34'x59'	15'8"	64	156	96	104	110	200
Meeting Room 11	1,947	33'x59'	15'8"	64	156	96	104	110	180
9-10 Combined	3,894	66'x59'	15'8"	—	299	192	208	220	360
10-11 Combined	3,953	67'x59'	15'8"	—	312	192	208	220	380
9-11 Combined	5,841	100'x59'	15'8"	—	455	288	312	330	540
Meeting Room 12	900	25'x36'	11'	36	70	40	48	50	93
Meeting Room 13	864	24'x36'	11'	36	70	40	48	50	88
Meeting Room 14	684	19'x36'	11'	32	49	20	24	20	75
Meeting Room 15	684	19'x36'	11'	32	49	20	24	20	75
Meeting Room 16	1,044	29'x36'	11'	36	91	40	48	50	103
Combined 12-13	1,764	36'x50'	11'	72	140	80	96	100	181
Combined 14-15	1,368	36'x39'	11'	64	98	40	48	40	150

Total sq.ft.

LOBBIES

Ballroom A Pre-Function	12,000
Ballroom B Pre-Function	9,000



Utilities: Exhibit Halls

EXHIBIT HALLS A & B

Floor Utility Services:

- > Electrical Power at 30 ft. centers:
 - 1 - 100 amp receptacle
 - 1 - 30 amp twist lock receptacle
 - 1 - 30 amp 3-pole circuit breaker
 - 2 - 20 amp duplex receptacles
 - 2 - 20 amp 1-pole circuit breaker
- > Plumbing at 30 ft. centers:
 - 1 - 3" plumbing drain
 - 1 - 2" aux drain
- > Plumbing at 60 ft. centers:
 - 1 - Water supply
 - 1 - Compressed air
- > Audio Visual connectivity at 60 ft. centers
- > Technology fiber and data outlets at 30 ft. centers
- > 6" bailout at 30 ft. centers

Wall Utility Services:

- > Electrical Power:
 - 1 - 30 amp twist lock receptacle
 - 2 - 20 amp receptacles
 - 100 amp pin & sleeve receptacle (2 locations in Hall A)
- > Production Power – 208V, 3PH, 200 Amp & 400 Amp Company Switches (1 location each Hall)
- > Data Outlets
- > Audio Visual connectivity

Ceiling Utility Services:

- > Electrical Power:
 - 1 - 100 amp / 208 V / 3 Phase receptacle
 - 1 - 100 amp / 480 V / 3 Phase receptacle

EXHIBIT HALLS C & D

Floor Utility Services:

- > Electrical Power at 30 ft. centers:
 - 100 Amps total per floor box
 - 1 - 100 amp, 3-pole, single throw circuit breaker
 - 1 - 100 amp, 3 phase receptacle
 - 1 - 30 amp, 3-pole, single throw circuit breaker
 - 1 - 30 amp, 3 phase receptacle
 - 1 - 20 amp, 3-pole, single throw circuit breaker
 - 1 - 20 amp, 3 phase receptacle
 - 1 - 20 amp, single pole, single throw GFI circuit breaker
 - 1 - 20 amp, duplex outlet
- > AV connections 60 ft. centers alternating floor boxes each row
- > Plumbing at 30 ft. centers:
 - 1 - 2" aux. plumbing drain
- > Plumbing at 60 ft. centers alternating floor boxes each row:
 - Non-potable water connection
 - Compressed air connection
 - 1 - 3" plumbing drain
- > Telephone and data on 30 ft. centers

Wall Utility Services:

- > 60 amp 3 phase outlet
- > 30 amp 3 phase outlet
- > 20 amp duplex outlet

Ceiling Utility Services:

- > Electrical Power at 90 ft. centers:

HALL C

- 3 - 100 amp, 3 phase, 110/208 volt outlets
- 6 - 100 amp, 3phase, 220/480 volt outlets

HALL D

- 16 - 100 amp, 3 phase, 110/208 volt outlets
- 6 - 100 amp, 3phase, 220/480 volt outlets

Production Power:

Can be used in Hall C or D. But not both at the same time

- 1 - 400 amp, 3 phase, female camlock
- 2 - 200 amp, 3 phase, female camlock
- 1 - 100 amp, 3 phase, female camlock

Utilities: Ballrooms

BALLROOM A

Floor Utility Services:

- > Electrical Power:
 - 1 - 30 amp twist lock receptacle (NEMA L21-30)
 - 2 - 20 amp receptacles (NEMA L21-30)
- > Technology fiber and data outlets
- > Audio Visual connectivity
- > Bailout Access

Wall Utility Services:

- > Electrical Power:
 - 1 - 30 amp receptacle (NEMA L21-30)
 - 2 - 20 amp receptacles (NEMA L21-30)
- > Data Outlets
- > Audio Visual connectivity
- > Production Power – 208V, 3PH, 200 Amp & 400 Amp Company Switches (2 Locations)

BALLROOM B

Floor Utility Services:

- > Electrical Power:
 - 20-30 amp 120/208v (NEMA L21-30)

Wall Utility Services:

- > Electrical Power:
 - 8- 100 amp 120/208v 3 ph (Crouse-Hinds RPC-100)
 - 9- 60 amp 120/208v 3 ph (Hubbell Power-Lock 60 amp)
 - 18- 20 amp 120v Duplex outlets (NEMA 5-20)
- > Data Outlets
- > Audio Visual connectivity

BIGGER

BETTER

BOLDER

SACRAMENTO

MAIN BOX OFFICE

TEL 916.808.5181

SALES & BOOKING INFORMATION

TEL 916.808.5291

VISITOR INFORMATION

TEL 916.808.7777 · visitsacramento.com

CENTERPLATE *Exclusive Food & Beverage Provider*

TEL 916.446.1215

PSAV *Preferred AV/Exclusive Rigging*

TEL 530.748.8015

SMART CITY NETWORKS *Exclusive Telecommunications*

TEL 775.399.0121

ON-SITE FOOD AND BEVERAGE



STARBUCKS COFFEE

