

Get out OF THE ORDINARY



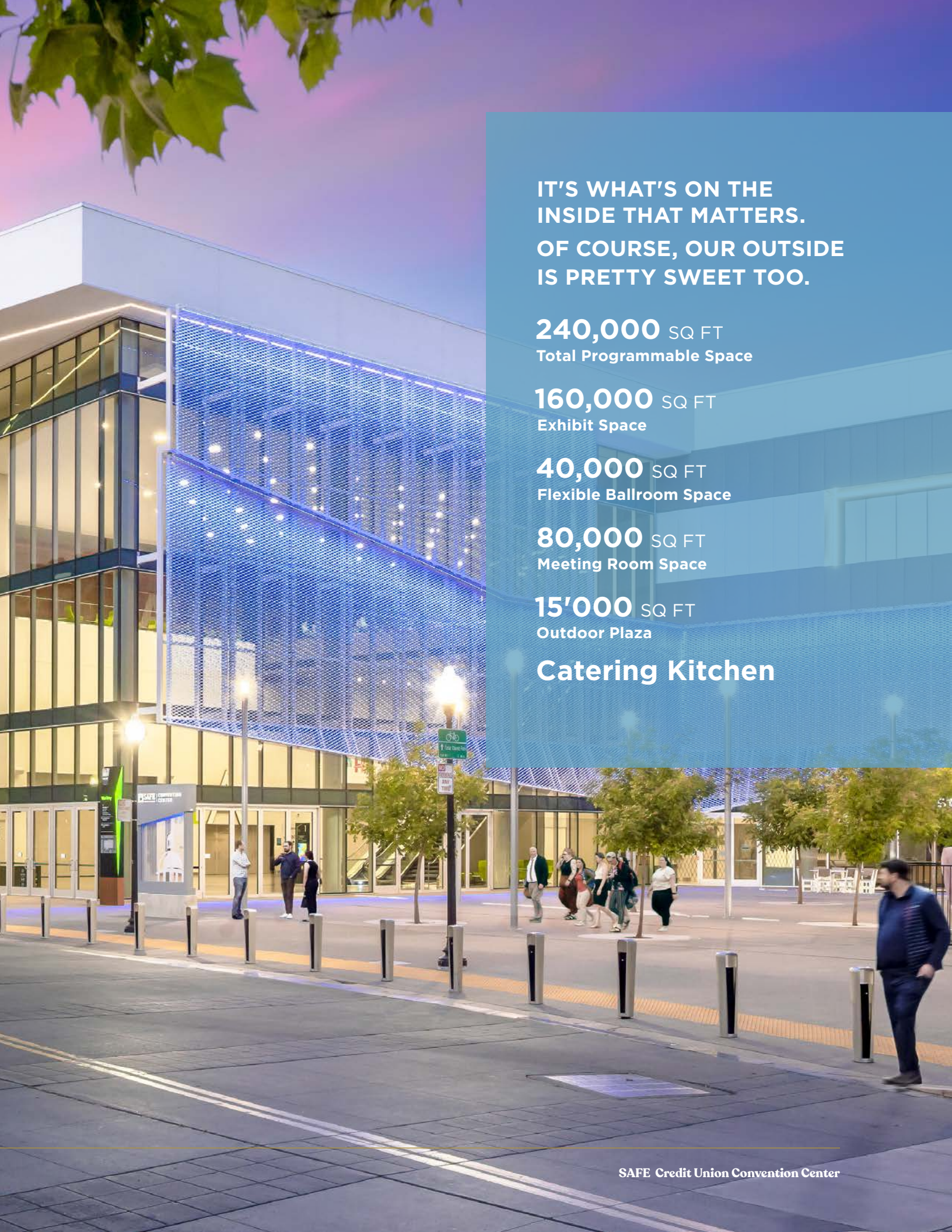
Visit
SACR★MENTO

SAFE Credit Union Convention Center

You can't break the norm in normal places.

SAFE Credit Union Convention Center gives you the perfect setting to make any size convention a little less, well, conventional. Here, cutting edge design, advanced technology, and unsurpassed scalability converge to give you the power to take your convention anywhere you want, including well beyond your guests' expectations.



A photograph of the SAFE Credit Union Convention Center at dusk. The building features a large, illuminated blue mesh facade that glows with internal lights. The ground floor has large glass windows and doors, and the entrance area is visible. People are walking on the sidewalk in front of the building. The sky is a mix of purple and blue.

IT'S WHAT'S ON THE
INSIDE THAT MATTERS.
OF COURSE, OUR OUTSIDE
IS PRETTY SWEET TOO.

240,000 SQ FT
Total Programmable Space

160,000 SQ FT
Exhibit Space


40,000 SQ FT
Flexible Ballroom Space

80,000 SQ FT
Meeting Room Space

15'000 SQ FT
Outdoor Plaza

Catering Kitchen





Access to an entirely different convention experience.

SAFE Credit Union Convention Center screams extreme scalability, flexibility, and accessibility from every angle with East & West meeting spaces. Each space can be put to use as its own unique facility, or combined to create a single, perfectly integrated space. No matter what configuration suits your needs, access is easy via North, West or East lobbies.

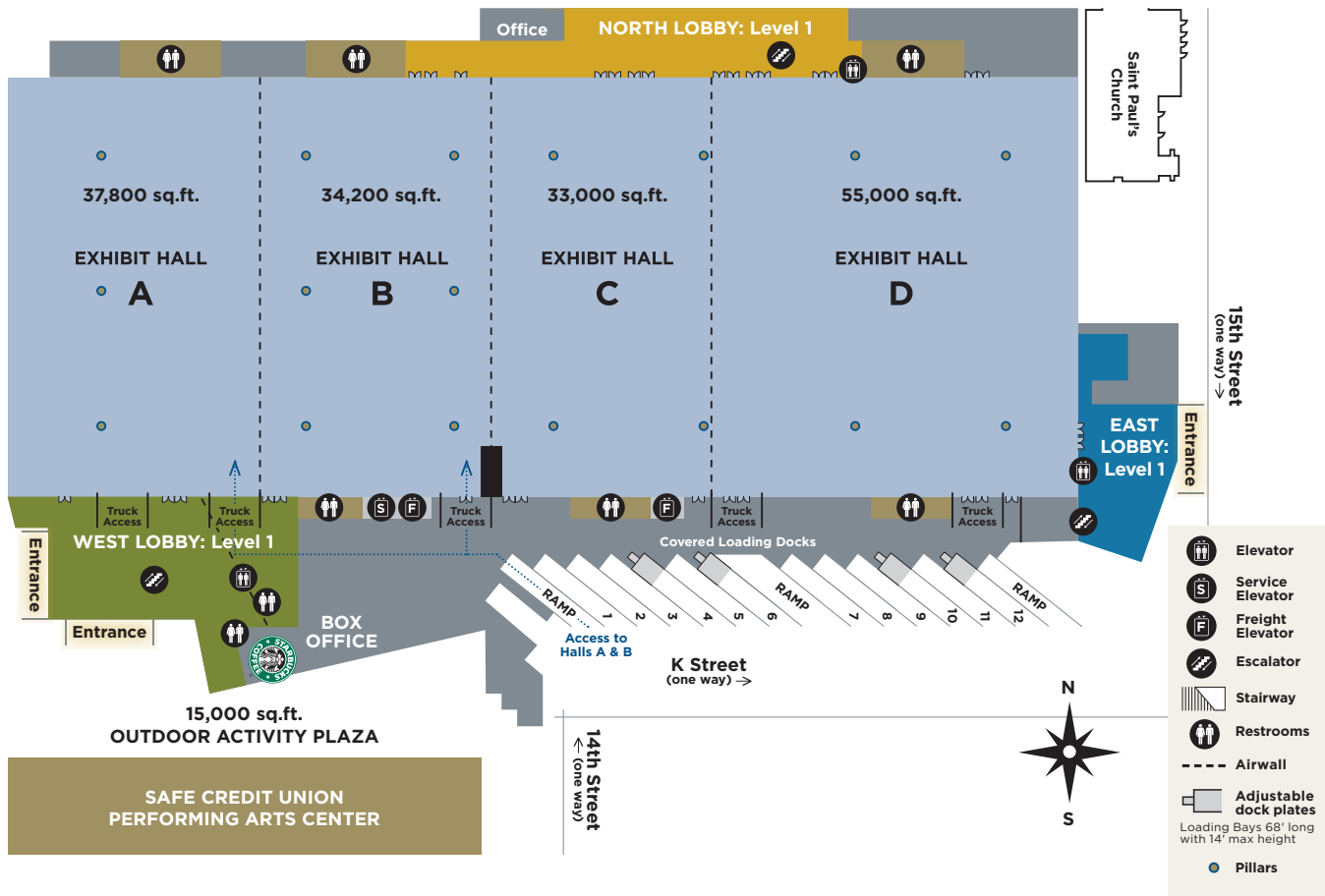


**FULL-SERVICE
STARBUCKS FOR
THAT CAFFEINE
FIX AND MORE.**

SAFE Credit Union Convention Center

Opt out of the ordinary.

Four large, exceptionally versatile exhibit halls mean the first level is the perfect size for any convention. No matter what that size happens to be. And the programmable space doesn't end at the convention center walls. Access to unique spaces like our 15,000 sq ft plaza and exciting, diverse spaces throughout the city take your possibilities beyond the usual convention space.



	TOTAL SQ.FT.	DIMENSIONS (APPROX.)	CEILING HEIGHT	MAX OCCUPANT LOAD	EXHIBIT BOOTHS (10 X 10)	EXHIBIT BOOTHS (8X10)	THEATER SEATING (MAX.)	CLASSROOM (4 PER 18" TABLE)	DINING 1 (8 PER 60" TABLE)	DINING 2 (10 PER 72" TABLE)
EXHIBIT HALL A	37,745	250' x 150'	30'	2,517	217	239	2,517	2,100	1,896	1,700
EXHIBIT HALL B	34,050	250' x 138'	30'	2,270	189	210	2,270	1,984	1,768	1,610
EXHIBIT HALL C	32,871	250' x 132'	30'	2,192	172	213	2,192	1,996	1,720	1,490
EXHIBIT HALL D	54,843	250' x 220'	30'	3,657	304	348	3,657	3,308	3,088	2,690
A-B COMBINED	71,795	250' x 288'	30'	4,787	406	472	4,787	3,768	3,824	3,380
A-C COMBINED	104,666		30'	6,979	597	687	6,979	5,656	5,728	4,930
A-D COMBINED	159,509		30'	10,636	901	1,053	10,636	8,936	8,832	7,680
B-D COMBINED	121,764		30'	8,119	684	811	8,119	7,396	7,072	5,710
C-D COMBINED	87,714	352' x 250'	30'	5,849	476	564	5,849	5,236	5,032	4,350

LOBBIES	MAX OCCUPANT LOAD WITH OCCUPIED EXHIBIT HALL**			MAX OCCUPANT LOAD WITH UNOCCUPIED EXHIBIT HALL**		
NORTH LOBBY (L1)	7,560	18' x 273'		76		756
WEST LOBBY (L1)	10,366	70' x 146'		104		1,036
EAST LOBBY (L1)	4,528	55' x 80'		46		452

**Note: Maximum occupancy for lobbies includes registration areas located in these lobbies.

Welcome to the next level. Literally.



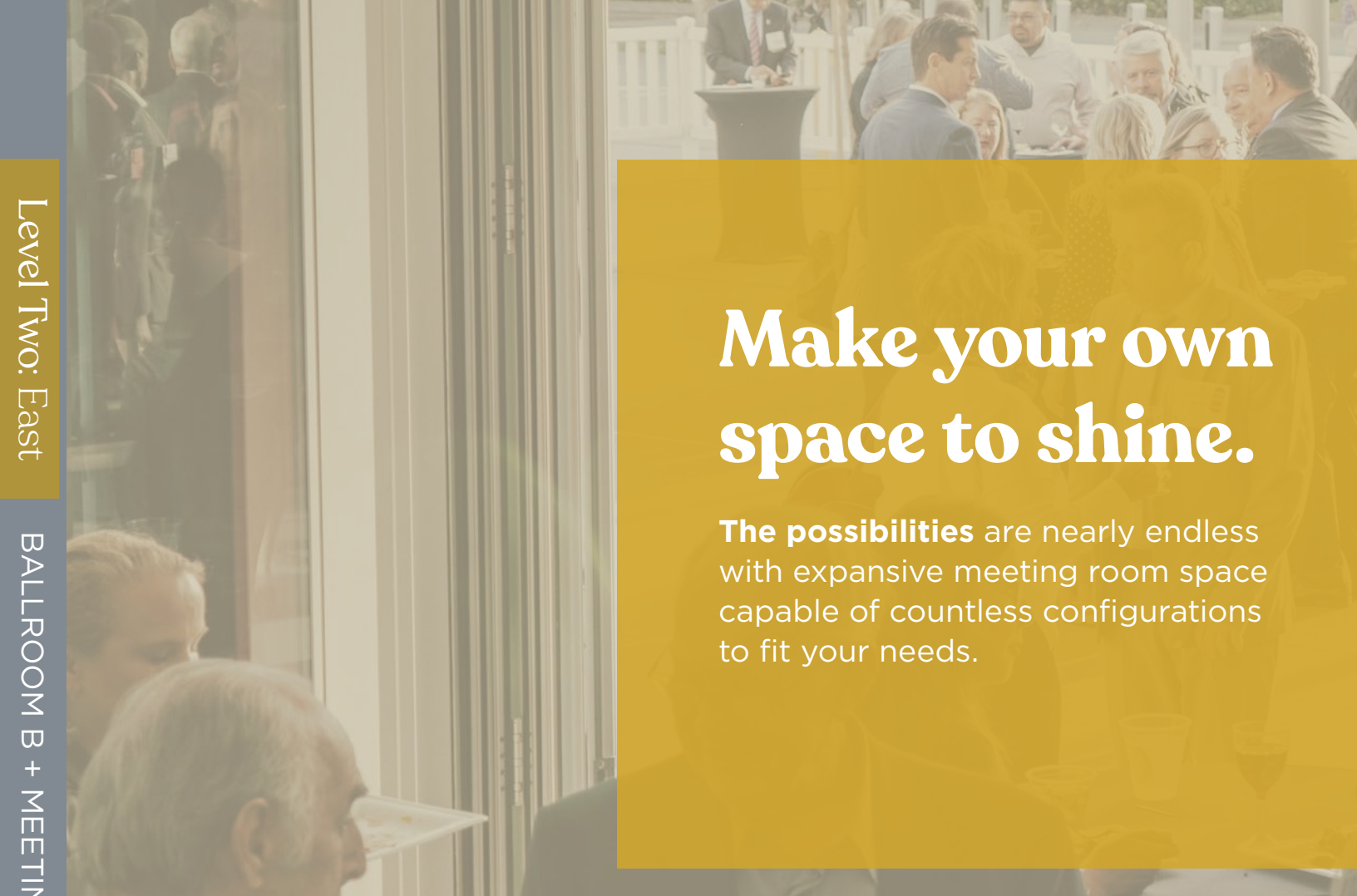


BALLROOM A + MEETING ROOMS 1 - 4	TOTAL SQ.FT.	DIMENSIONS (APPROX.)	CEILING HEIGHT	RECEPTION (MAX OCCUPANT LOAD)	HOLLOW SQUARE	THEATER SEATING (MAX.)	CLASSROOM (4 PER 18" TABLE)	DINING 1 (8 PER 60" TABLE)	DINING 2 (10 PER 72" TABLE)	EXHIBIT BOOTHS (10X10)	EXHIBIT BOOTHS (8X10)
A1	19,116	120' x 158'	25'	1,912		1,820	968	1,144	950	84	96
A2	1,598	31' x 52'	25'	159	48	143	84	88	80	7	7
A3	1,624	31' x 52'	25'	162	48	143	84	88	60	8	8
A4	1,624	31' x 52'	25'	162	48	143	84	88	60	8	8
A5	1,451	28' x 52'	25'	145	48	132	84	88	60	8	8
A6	1,495	29' x 52'	25'	149	48	132	84	88	60	8	8
A7	1,724	31' x 56'	25'	172	56	156	84	88	80	7	7
A8	1,752	31' x 56'	25'	175	56	156	84	88	60	7	7
A9	1,752	31' x 56'	25'	175	56	156	84	88	60	7	7
A10	1,565	28' x 56'	25'	156	56	144	84	88	60	7	7
A11	1,613	29' x 56'	25'	161	56	144	84	88	60	7	7
A1 - A6 COMBINED	27,433	170' x 158'	25'	2,743		2,574	1,496	1,616	1,370	120	144
A2 - 11 COMBINED	20,774	128' x 158'	25'	2,077		1,960	1,056	1,272	990	96	115
A1 - 11 COMBINED	39,224	246' x 158'	25'	3,923		3,850	2,160	2,456	1,980	180	216
GREEN ROOM G1	155	12'6" x 12'6"									
GREEN ROOM G2	125	12'6" x 10'									

MEETING ROOMS 1 - 4											
MEETING ROOM 1	2,567	46' x 50'	15'8"	257	64	218	108	120	100		
MEETING ROOM 2	1,677	37' x 45'	15'8"	168	56	150	72	96	70		
MEETING ROOM 3	1,681	37' x 45'	15'8"	169	56	150	72	96	70		
MEETING ROOM 4	1,551	34' x 45'	15'8"	156	48	127	72	80	60		
1 - 2 COMBINED	4,274	50' x 83'	15'8"	421		409	192	240	190		
1 - 3 COMBINED	6,023	50' x 120'	15'8"	602		600	304	352	270		
1 - 4 COMBINED	7,615	50' x 153'	15'8"	752		740	368	440	360		
2 - 4 COMBINED	5,052	45' x 106'	15'8"	506		500	252	304	220		
3 - 4 COMBINED	3,300	45' x 70'	15'8"	311		304	160	192	140		

PRE-FUNCTION	TOTAL SQ.FT.	MAX OCCUPANT LOAD WITH OCCUPIED BALLROOMS AND MEETING ROOMS**					MAX OCCUPANT LOAD WITH UNOCCUPIED BALLROOMS AND MEETING ROOMS**				
BALLROOM A PRE-FUNCTION	12,154	235					1,215				
BALLROOM B PRE-FUNCTION	8,104	299					2,977				

**Note: Maximum occupancy for lobbies includes registration areas located in these lobbies.



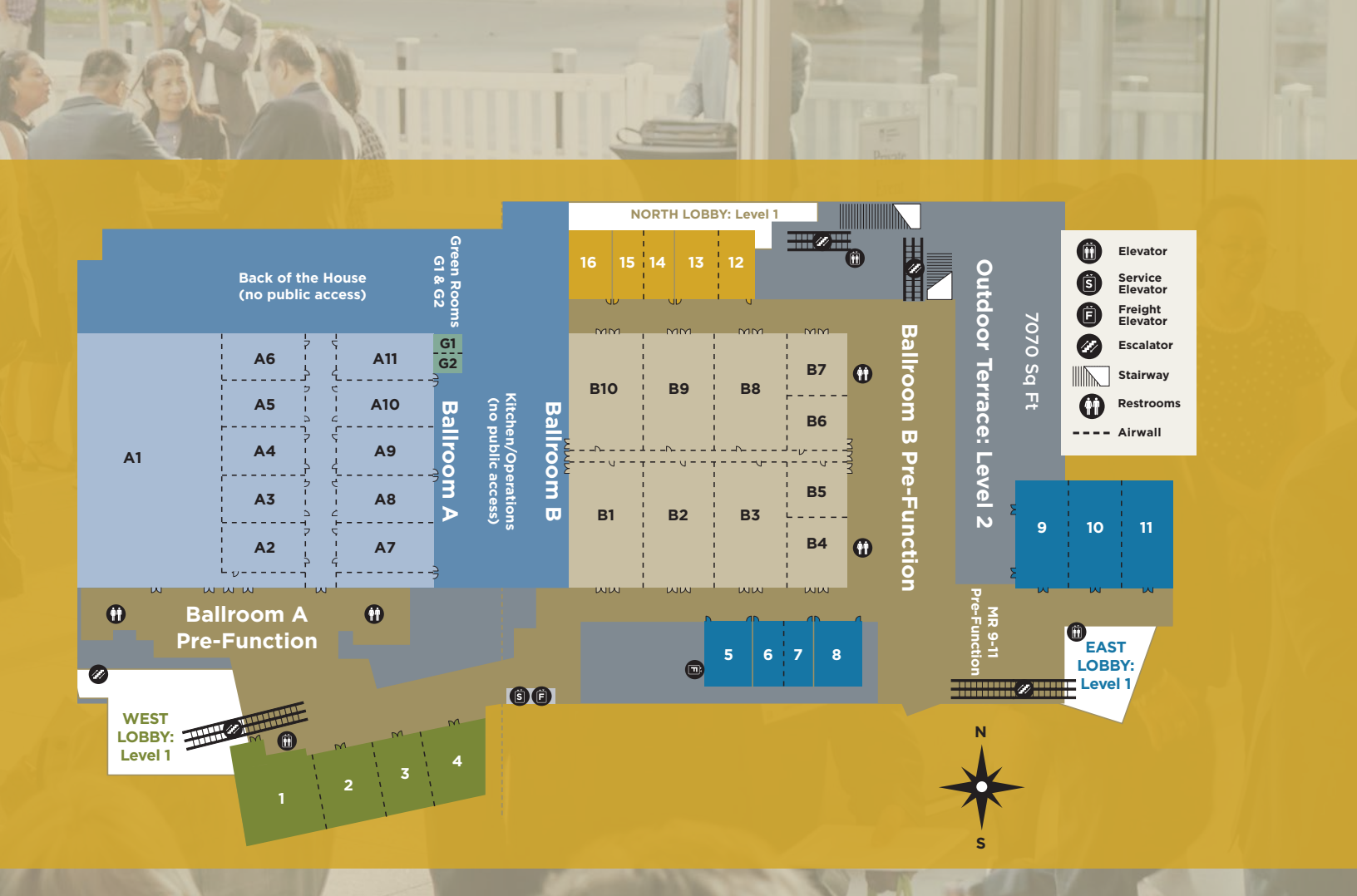
Make your own space to shine.

The **possibilities** are nearly endless with expansive meeting room space capable of countless configurations to fit your needs.

BALLROOM B	TOTAL SQ.FT.	DIMENSIONS (APPROX.)	CEILING HEIGHT	RECEPTION (MAX OCCUPANT LOAD)	HOLLOW SQUARE	THEATER SEATING (MAX.)	CLASSROOM (4 PER 18" TABLE)	DINING 1 (8 PER 60" TABLE)	DINING 2 (10 PER 72" TABLE)	EXHIBIT BOOTHS (10X10)	EXHIBIT BOOTHS (8X10)
B1	2,939	43' x 67'	25'	294	72	277	160	160	120	10	15
B2	3,007	44' x 67'	25'	301	80	280	160	160	120	10	15
B3	3,007	44' x 67'	25'	301	80	280	160	160	120	10	15
B4	1,282	38' x 33'	25'	129	48	96	60	72	60	6	6
B5	1,279	38' x 33'	25'	128	48	127	60	72	60	5	5
B6	1,269	38' x 33'	25'	127	48	126	60	72	60	5	5
B7	1,269	38' x 33'	25'	127	48	96	60	72	60	6	6
B8	3,000	45' x 66'	25'	300	80	280	160	160	120	10	15
B9	3,000	45' x 66'	25'	300	80	280	160	160	120	10	15
B10	2,932	43' x 66'	25'	294	72	280	160	160	120	10	15
B1-10 COMBINED	24,385	171' x 142'	25'	2,439		2,432	1,456	1,520	1,380	116	132

MEETING ROOMS 5 - 16											
MEETING ROOM 5	963	29' x 33'	11'	97	32	84	40	48	50		
MEETING ROOM 6	701	20' x 33'	11'	71	32	49	20	24	20		
MEETING ROOM 7	701	20' x 33'	11'	71	32	49	20	24	20		
MEETING ROOM 8	995	30' x 33'	11'	100	32	91	40	72	50		
6 - 7 COMBINED	1,402	40' x 33'	11'	142	40	140	64	64	60		

**Note: Maximum occupancy for lobbies includes registration areas located in these lobbies.



BALLROOM B	TOTAL SQ.FT.	DIMENSIONS (APPROX.)	CEILING HEIGHT	RECEPTION (MAX OCCUPANT LOAD)	HOLLOW SQUARE	THEATER SEATING (MAX.)	CLASSROOM (4 PER 18" TABLE)	DINING 1 (8 PER 60" TABLE)	DINING 2 (10 PER 72" TABLE)
MEETING ROOMS 9 - 11									
MEETING ROOM 9	1,979	32' x 59'	15'8"	198	56	182	88	104	110
MEETING ROOM 10	2,003	34' x 59'	15'8"	201	64	196	96	104	110
MEETING ROOM 11	2,101	33' x 59'	15'8"	211	64	196	96	104	110
9 - 10 COMBINED	3,829	59' x 66'	15'8"	382		377	184	224	220
10 - 11 COMBINED	4,108	59' x 67'	15'8"	411		408	224	224	200
9 - 11 COMBINED	5,930	59' x 100'	15'8"	594		585	308	376	330
MEETING ROOM 12	937	25' x 36'	11'	94	36	70	40	48	50
MEETING ROOM 13	884	24' x 36'	11'	89	36	70	40	48	50
MEETING ROOM 14	750	19' x 36'	11'	75	32	49	20	24	20
MEETING ROOM 15	750	19' x 36'	11'	75	32	49	20	24	20
MEETING ROOM 16	1,037	29' x 36'	11'	104	36	91	40	48	50
12 - 13 COMBINED	1,800	36 'x 50'	11'	180	56	168	80	96	80
14 - 15 COMBINED	1,404	36' x 39'	11'	140	48	140	64	72	60
PRE-FUNCTION	TOTAL SQ.FT.	MAX OCCUPANT LOAD WITH OCCUPIED BALLROOMS AND MEETING ROOMS**					MAX OCCUPANT LOAD WITH UNOCCUPIED BALLROOMS AND MEETING ROOMS**		
BALLROOM A PRE-FUNCTION	12,154	235					1,215		
BALLROOM B PRE-FUNCTION	8,104	299					2,977		

**Note: Maximum occupancy for lobbies includes registration areas located in these lobbies.

Defy Convention. Even at your convention.



EXHIBIT HALLS A & B

FLOOR UTILITY SERVICES

Electrical Power at 30 ft. centers

- 1 - 100 amp receptacle
- 1 - 30 amp twist lock receptacle
- 1 - 30 amp 3-pole circuit breaker
- 2 - 20 amp duplex receptacles
- 2 - 20 amp 1-pole circuit breaker

Plumbing at 30 ft. centers

- 1 - 3" plumbing drain
- 1 - 2" aux drain

Plumbing at 60 ft. centers

- 1 - Water supply
- 1 - Compressed air

Audio Visual connectivity at 60 ft. centers

Technology fiber and data outlets at 30 ft. centers

6" bailout at 30 ft. centers

WALL UTILITY SERVICES

Electrical Power

- 1 - 30 amp twist lock receptacle
- 2 - 20 amp receptacles
- 100 amp pin & sleeve receptacle (2 locations in Hall A)

Data Outlets

Audio Visual connectivity

Production Power

- 208V, 3PH, 200 Amp & 400 Amp Company Switches (1 location each Hall)

CEILING UTILITY SERVICES

Electrical Power

- 1 - 100 amp / 208 V / 3 Phase receptacle
- 1 - 100 amp / 480 V / 3 Phase receptacle

EXHIBIT HALLS C & D

FLOOR UTILITY SERVICES

Electrical Power at 30 ft. centers

100 Amps total
per floor box

1 – 100 amp, 3-pole,
single throw circuit breaker

1 – 100 amp, 3 phase
receptacle

1 – 30 amp, 3-pole, single
throw circuit breaker

1 – 30 amp, 3 phase
receptacle

1 – 20 amp, 3-pole, single
throw circuit breaker

1 – 20 amp, 3 phase
receptacle

1 – 20 amp, single pole, single
throw GFI circuit breaker

1 – 20 amp, duplex outlet

**AV connections 60 ft. centers
alternating floor boxes each row**

Plumbing at 30 ft. centers

1 – 2" plumbing drain

Plumbing at 60 ft. centers

alternating floor boxes each row

Non-potable water connection

Compressed air connection

1 – 3" plumbing drain

**Telephone and data on
30 ft. centers**

WALL UTILITY SERVICES

60 amp 3 phase outlet

30 amp 3 phase outlet

20 amp duplex outlet

CEILING UTILITY SERVICES

Electrical Power at 90 ft. centers

HALL C

3 – 100 amp, 3 phase,
110/208 volt outlets

6 – 100 amp, 3 phase,
220/480 volt outlets

HALL D

16 – 100 amp, 3 phase,
110/208 volt outlets

6 – 100 amp, 3 phase,
220/480 volt outlets

Production Power

Can be used in Hall C or D.
But not both at the same time

1 – 400 amp, 3 phase,
female camlock

2 – 200 amp, 3 phase,
female camlock

1 – 100 amp, 3 phase,
female camlock



BALLROOM A

FLOOR UTILITY SERVICES

Electrical Power

1 - 30 amp twist lock
receptacle (NEMA L21 - 30)

2 - 20 amp receptacles
(NEMA L21 - 30)

Technology fiber and data outlets

Audio Visual connectivity

Bailout Access

WALL UTILITY SERVICES

Electrical Power

1 - 30 amp twist lock
receptacle (NEMA L21 - 30)

2 - 20 amp receptacles
(NEMA L21 - 30)

Data Outlets

Audio Visual connectivity

Production Power

208V, 3PH, 200 Amp & 400
Amp Company Switches
(2 Locations)

BALLROOM B

FLOOR UTILITY SERVICES

Electrical Power

20 - 30 amp 120/208v
(NEMA L21 - 30)

WALL UTILITY SERVICES

Electrical Power

8 - 100 amp 120/208v 3 ph
(Crouse-Hinds RPC-100)

9 - 60 amp 120/208v 3 ph
(Hubbell Power-Lock 60 amp)


18 - 20 amp 120v Duplex
outlets (NEMA 5 - 20)

Data Outlets


Audio Visual connectivity

Think outside the conventional. And outside the convention hall.

Set right in the heart of Downtown Sacramento, SAFE Credit Union Convention Center lives at the core of everything that makes California golden.



2,000
WALKABLE HOTEL
ROOMS



170+
DAILY NONSTOP
FLIGHTS



300+
RESTAURANTS
NEARBY

Learn more about taking your convention someplace unconventional.

CONTACT conventionsales@visitsacramento.com

Visit
SACR★MENTO

Our Proud
Partners:





ADMINISTRATIVE OFFICE

TEL 916.808.5291

MAIN BOX OFFICE

TEL 916.808.5181

SALES, BOOKING & VISITOR INFORMATION

TEL 916.808.7777
visitsacramento.com

sodexo *live!* SODEXO LIVE!

*Exclusive Food
& Beverage Provider*
TEL 916.446.1215

ENCORE

*Exclusive Rigging/
Preferred AV Provider*
TEL 916-808-0139

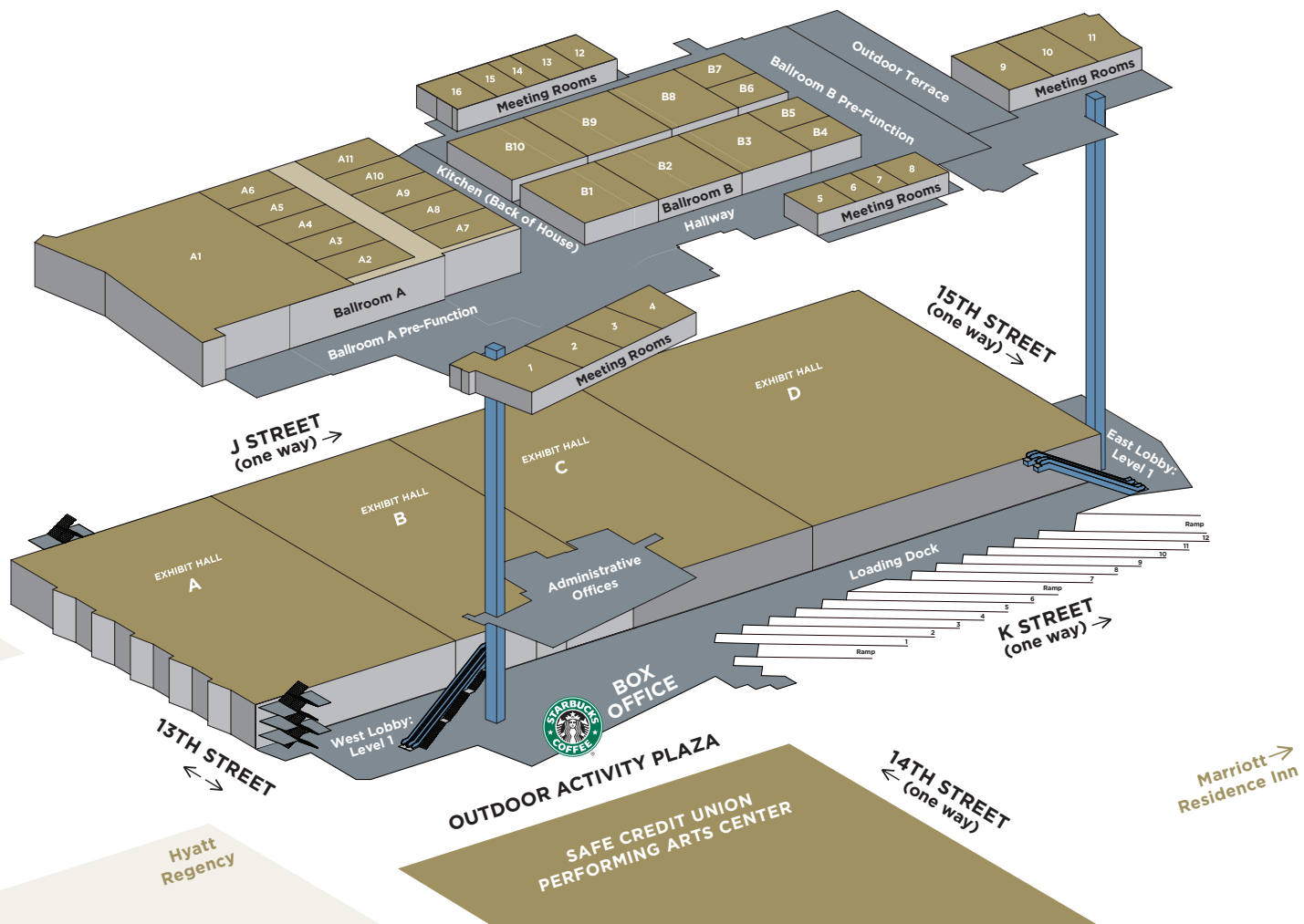
SMART CITY NETWORKS

*Exclusive Telecommunication
& Internet provider*
TEL 888.446.6911

ON-SITE FOOD AND BEVERAGE



STARBUCKS COFFEE



SAFE
CREDIT UNION

**CONVENTION
CENTER**