




TIPS & TRICKS



1. HOLD the POWER BUTTON
2. CLICK ON the HOME BUTTON

* TO GET BACK TO THE TOP, CLICK THE TOP OF YOUR IPAD

- CONSERVE BATTERY
1. DOUBLE CLICK HOME BUTTON
 2. CLOSE ALL APPS BY CLICKING X

iANNOTATE

EVERNOTE (free)

WI-FI FINDER (free)

NOTABILITY

CREATE FOLDERS

1. HOLD FINDER DOWN ON ONE ICON UNTIL "JIGGLY"
2. DRAG ONE ICON OVER ANOTHER TO CREATE A FOLDER.
3. CLICK ON X TO DELETE

START YOUR MEETING TOOLS

- FUZE
- VIDEO
- WEBEX
- MIGHTY MEETING
- POLYCOM
- GO TO MEETING

PREZI
- GAMECHANGER
- COLLABORATIVE
- OR AUGMENT FACE TO FACE WITH VIRTUAL

Other blended:
• SYNC PAD
• GOOGLE DOCS

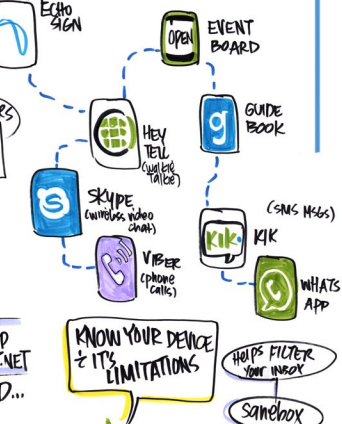



the CLOUD

- EVERNOTE
- TAG SEARCH/KEYWORDS FOR EASIER SEARCH
 - UPLOADS TO CLOUD FOR ACCESS ON ALL DEVICES

- DROPBOX
- YSEND IT (file sharing)
- SUGAR SYNC

CONNECTIVITY



KNOW YOUR DEVICE & IT'S LIMITATIONS



AV girls

MIDORI CONNOLLY


TO PRESENT USING YOUR iPad = a DONGLE



our happy place

REMEMBER that a FORK IS STILL TECHNOLOGY

TECHNOLOGY



you don't need to understand what goes on under the hood

