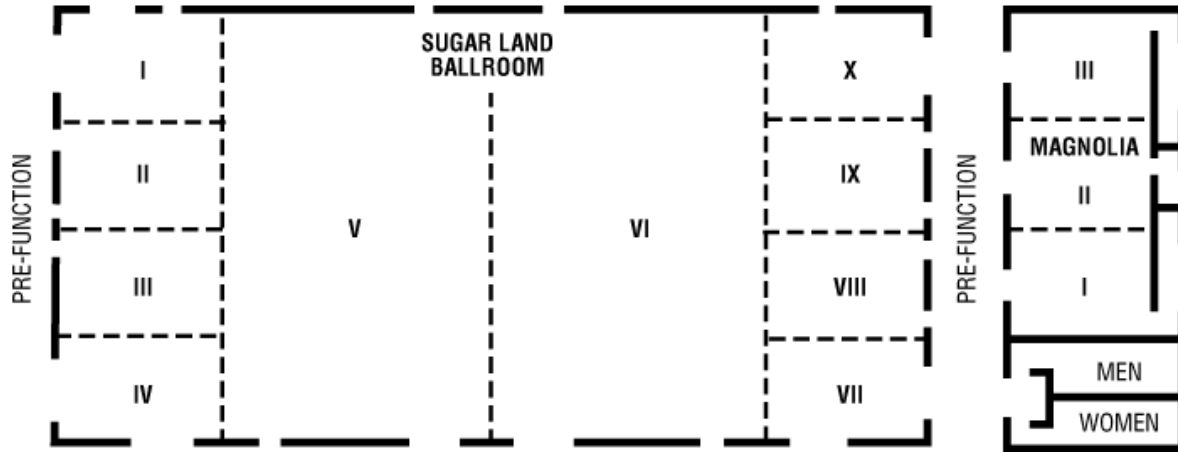




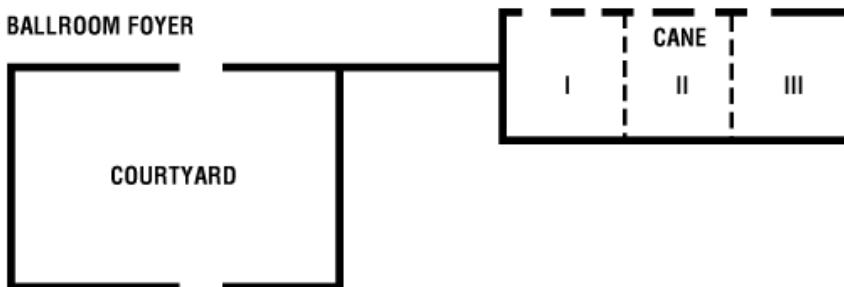
**SUGAR LAND
TOWN SQUARE**

Meeting Space / Capacities

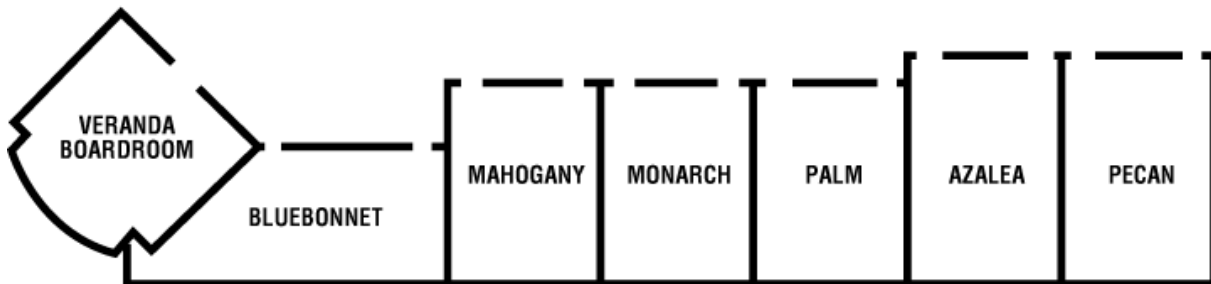
FIRST FLOOR



BALLROOM FOYER



SECOND FLOOR





Capacity Chart

Meeting Room	Dimensions	Area	Capacity by Floor Set-Up	Room Set-Up Examples				
	LxWxH	Sq. Feet	Theater	Schoolroom	Conference	UShape	Reception	Banquet
Sugar Land Ballroom	88x176x15	15,488	1700	1152			1640	1200
Sugar Land I	33x22x15	726	75	60	22		75	50
Sugar Land II	33x22x15	726	75	60	22		75	50
Sugar Land III	33x22x15	726	75	60	22		75	50
Sugar Land IV	33x22x15	726	75	60	22		75	50
Sugar Land V	88x55x15	4,840	600	320			350	275
Sugar Land VI	88x55x15	4,840	600	320			350	275
Sugar Land VII	33x22x15	726	75	60	22	25	75	50
Sugar Land VIII	33x22x15	726	75	60	22	25	75	50
Sugar Land IX	33x22x15	726	75	60	22	25	75	50
Sugar Land X	33x22x15	726	75	60	22	25	75	50
Sugar Land I-V	88x88x15	7,744	800	500			800	475
Sugar Land VI-X	88x88x15	7,744	800	500			800	475
Sugar Land I-IV	88x33x15	2,904	200	120			400	200
Sugar Land V & VI	88x110x15	9,680	1000	640			1200	550
Sugar Land VII-X	88x33x15	2,904	200	100			400	200
Cane	23x70x10	1,804	100	30		30	200	80
Cane I	23x24x10	549	30	10	12	10	60	30
Cane II	23x22x10	506	30	10	12	10	60	30
Cane III	26x24x10	635	30	10	20	10	60	30
Magnolia	28x68x10	2,002	150	50			250	100
Magnolia I	28x23x10	641	45	15	20		80	40
Magnolia II	28x22x10	615	45	25	20		80	40
Magnolia III	28x23x10	641	45	15			80	40
Veranda Boardroom		1,052			14			
Bluebonnet	23x35x10	1,100	100	55	30	25	100	60
Mahogany	34x26x10	970	80	45	30	25	100	50
Monarch	34x26x10	970	80	45	30	25	100	50
Palm	34x26x10	970	80	45	30	25	80	50
Azalea	39x26x10	1,100	110	65	30	25	120	60
Pecan	39x26x10	1,100	110	65	30	25	120	60