

History detective iSpy trail

Are you good at spotting things?

Guildford is full of old buildings with interesting things to see. Join this trail around the town centre. You can visit the buildings in any order and they don't have to be open for you to do the trail. What features can you find?

Guildford Museum is made up of several different buildings. Can you tell how many?

Carefully cross the road and look back.


Clue: Look for bricks of different colours, sizes and conditions.




Carefully cross back to the Museum.

Can you discover where there's a cellar underneath part of the Museum? Clue: look for an air brick, with holes in it.

Tick when you find it.




Turn right up Castle Street.



Behind the turquoise door is the **Victorian Schoolroom**. In the past the building was a chapel and later a sweet factory! It has a rather unusual address.

What number Castle Street is it?



Turn left down Chapel Street, then turn right into the High Street and up the hill to...



The **Guildhall** was built in Tudor times and has been used as a courtroom. The clock was added later. Write the date on the clock below.



Continue up the High Street.

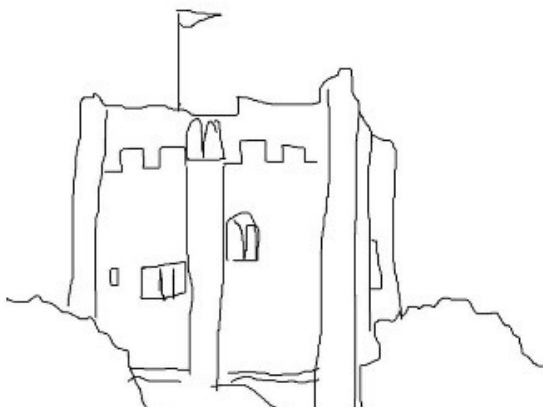


John Childe built **Guildford House** in 1660 as a home for his family. The expensive wood carving tells us it was quite a grand house.


Can you spot two creatures with large beaks?
Draw one below.



Turn right down the High Street, then left through Tunsgate Arch.
Continue ahead and carefully cross the road. Go into the Castle Grounds.




At **Guildford Castle** can you find...



Narrow windows to shoot arrows out of?
The archer stayed safe inside.



Two shutes? Both were for the contents of the toilet to come out of...
one was a double seater toilet!



When you've finished the trail draw your favourite building!



Answers

- Guildford Museum is made up of four main buildings.
- The Victorian Schoolroom is at 39½ Castle Street.
- The Guildhall clock was added in 1683.
- The double seater toilet at Guildford Castle.

