


WILLAMETTE VALLEY WINERIES ASSOCIATION

WE ARE PINOT NOIR

TABLE OF CONTENTS

THE HISTORY
THE PLACE
AVAs & SOILS
CONTACT



WILLAMETTE VALLEY WINE | THE HISTORY

After months on the Oregon Trail in the mid 1800s, early pioneers finally reached a broad green valley of deep forests and wide open meadows. This fertile valley had a mild climate, plenty of water, and soil that promised healthy crops. Today the Willamette Valley is the most densely planted and most recognized winegrowing region in Oregon.

While wine grapes have been grown in Oregon since the mid 1800s, the year 1965 was pivotal in our history: it saw the arrival of the first new wave of post-Prohibition winegrowers. David Lett, who would found The Eyrie Vineyards with his future wife Diana, and Chuck and Shirley Coury, who founded Charles Coury Vineyards, brought cuttings of Pinot noir and ten other varieties to the Willamette Valley. As students together at the University of California at Davis, Lett and Coury concluded that the Willamette Valley's cool climate would be a better place to plant the varieties of northern Europe than the established regions of California. David Lett was focused on making great Pinot noir. Chuck Coury was more interested in proving that the Willamette Valley was ideal for the varieties they had planted. Both were idealists. Both made wine, starting in 1970.

Though it would be years of hardship before these visionaries were proven right, others soon followed them in planting Pinot noir and other varieties. In 1968, native Californian and engineer Dick Erath moved with his wife and two young sons to Oregon. He established Erath

Vineyards in the Dundee Hills and made his first commercial wines in 1972. Bill Fuller, a classmate of Lett and Coury at Davis, helped an investment banker find a vineyard site north of Forest Grove. He quit his winemaking job in Napa and became the winemaker at Tualatin Vineyards, making their first wine in 1973.

Dick and Nancy Ponzi, who came to Oregon from California with their three small children, founded Ponzi Vineyards in 1970 and produced their first wines in 1974. Myron Redford, who learned to make wine in the Seattle area, purchased a recently planted vineyard and founded Amity Vineyards in 1974, producing his first Amity wine in 1976. With the 1977 vintage, Elk Cove Vineyards and Sokol Blosser Winery both joined the mini-rush to make wines as other small vineyards and wineries established themselves in the north end of the Valley as well as further south near Salem. David and Ginny Adelsheim started planting their vineyard in the Chehalem Mountains in 1972 and harvested their first grapes in 1978.

Several of the early wineries opted to purchase grapes from eastern Washington until wine could be made from the young vineyards in the Willamette Valley. Tualatin, Sokol Blosser, Adelsheim and even Eyrie briefly followed that approach, buying Merlot, Cabernet Sauvignon, Sauvignon blanc, Sémillon and Riesling until their own vineyards were providing sufficient grapes.

EVESHAM WOOD | LE PUITS SEC VINEYARD
PHOTO: LOGAN HILLERNS



WILLAMETTE VALLEY WINE | THE HISTORY

And while these early winemakers produced wines from Washington grapes, they planted mostly Pinot noir, along with other varieties including Chardonnay, Pinot gris and Riesling.

It was not an easy beginning. Oregon wine quality was erratic in the early days. At their best, most wines did not meet the expectations of consumers more accustomed to the bigger, richer style standards set by the new wave of premium California wineries. The opening of Nick's Italian Café in McMinnville in February of 1977 helped enhance the image of local wines. Nick's met with favorable reviews and lured Portlanders to the country to sample its delicious Italian food. Owner Nick Peirano embraced the new wineries, and his was the first restaurant in the area to feature their wines. Local winemakers found in Nick's not only an ambassador, but also a place to gather and share their news, information, plans and dreams. Nick's is now a James Beard award-winning restaurant.

Though they started out modestly, the earliest wineries continue to be family-owned businesses as well as leaders in the industry today. However, the industry has grown tremendously and continues to change. A subtle shift in winery demographics first occurred in 1977 when Bill and Susan Sokol Blosser built their winery near Dundee. Until then, wineries were notorious for being housed in barns, sheds, and former turkey packing plants. Rather

than starting out as something else, Sokol Blosser was designed and built as a winery. Soon after, Fred and Mary Benoit relocated from Lane County and built Chateau Benoit (now Anne Amie) near Lafayette. The second wave came into the game with somewhat better funding. REX HILL, Veritas Vineyard (now Chehalem), and Yamhill Valley Vineyards were among those with deeper pockets than their predecessors.

Late in 1979, a series of events transpired to bring international acclaim to Oregon's fledgling wine industry. At the 1979 Olympics of Wine held in Paris, a Yamhill County Pinot noir from The Eyrie Vineyards placed third in a blind tasting of some of the world's finest Pinots. Burgundian wine producer Robert Drouhin could not believe the results, and in early 1980 staged his own tasting in Beaune. Here, The Eyrie's 1975 South Block Reserve Pinot Noir placed second against a Drouhin 1959 Chambolle-Musigny. It was not to be believed!

Vineyards continued to be planted in the valley, and in 1983 a sensational vintage again propelled Oregon's Pinot noir wines into the international spotlight. The 1983s were tasted in New York City in 1985 against some of the world's best Burgundies. Again, the tasting was blind with a panel of wine judges. Oregon wines dominated the tasting. The quality of Willamette Valley Pinot noir was more than mere coincidence.

STOLLER FAMILY ESTATE
PHOTO: MIKE HAVERKATE



WILLAMETTE VALLEY WINE | THE HISTORY

The New York tasting spurred another growth spurt in wine country; however, this one had international implications. Véronique Drouhin, Robert's daughter, spent the 1986 harvest in Oregon, working at several wineries. Meanwhile, several new, small wineries opened their doors. In 1987 Robert Drouhin purchased vineyard land in the Dundee Hills. His first wines were made by Véronique in 1987.

Interest from Australia came from Brian Croser of the famed Petaluma Winery. Croser, with encouragement from former Texan Rollin Soles, became convinced that the northern Willamette Valley is one of the best locations to produce sparkling wines. Croser established Argyle Winery in Dundee in 1987 with Soles as his winemaker. Argyle since then has produced some of the best sparkling wines in the United States.

Closer to home, Maryland-based wine critic Robert Parker, with his brother-in-law Michael Etzel, purchased property on Chehalem Ridge in 1987 and began developing a small vineyard. The winery, known as Beaux Frères, produced its first wines in 1991.

Since the early 1990s, the Willamette Valley has attracted many more wineries, everything from small family-run operations producing less than 500 cases to large and well-financed facilities producing more than 100,000 cases. And the growth of the Oregon wine industry continues steadily, with new vineyards and wineries being added every year. In the Willamette Valley, wineries numbered 676 in 2019 with more than 25,000 acres planted to vineyards. In 2015, the region celebrated 50 years since the first Pinot noir plantings in 1965. With the growth of outstanding restaurants, charming inns and a first-class wine country resort, the Willamette Valley has become a destination for tourists seeking the perfect Pinot noir.

DOMAINE DROUHIN OREGON
PHOTO: SERGE CHAPUIS



WILLAMETTE VALLEY WINE | THE PLACE

The Willamette Valley, Oregon's leading wine region, has over two-thirds of the state's wineries and vineyards and is home to nearly 700 wineries. It is recognized as one of the premier Pinot noir-producing areas in the world. Other cool-climate varieties such as Pinot gris, Pinot blanc, Chardonnay, Riesling and Gewürztraminer are equally at home in the valley.

Nestled between Oregon's Cascade Mountains and the Coast Range, Willamette Valley's terrain is varied and huge: more than 100 miles long and spanning 60 miles at its widest point. The climate boasts a long and gentle growing season—warm summer days with cool evenings, mild winters and long, often rainy springs—the perfect conditions for growing the cool-climate grape varieties for which Oregon is best known. In fact, the finicky Willamette Valley climate and its soils make it the promised land for Pinot noir in America. So, it's no surprise that more than 80% of Oregon's Pinot noir is produced in the Willamette Valley. Because of these prime growing conditions, the pastoral, rolling hills and valleys of the Willamette Valley are striped with vineyards and dotted with wineries. The number of wineries in the region is growing, yet the valley remains small in its personal, handcrafted approach. The majority of wineries are family-owned establishments dedicated to a hands-on, artisanal winemaking style. These small producers, along with larger, established wineries together contribute to the world-class reputation of the region's wine.

Even with all the notoriety and the growing number of wineries, the Willamette Valley continues to be a place where wine enthusiasts and neophytes alike can personally meet winemakers and taste directly from the barrel. It's a place where winemakers and owners have worked together since the early pioneers arrived in the '60s and '70s, sharing everything from secrets to equipment. This unique combination of pioneering spirit and camaraderie has created a tight-knit community along with top-quality wines.

The Willamette Valley is also a place where wineries are dedicated to sustainable winegrowing and winemaking practices based on their respect for the land and desire to see future generations continue the winemaking tradition. Approximately 48% of Oregon's vineyards are certified sustainable by independent third-party certification programs.

Willamette Valley wineries are a popular tourist destination, with the area boasting a luxury destination resort, several high-end inns and many delightful bed & breakfasts. The valley also offers a long list of fine dining restaurants. An additional advantage for the wine tourist is the proximity of the wineries to Portland, Salem, and Eugene, Oregon's three largest cities.

GRAN MORAINÉ VINEYARD
PHOTO: CAROLYN WELLS KRAMER



WILLAMETTE VALLEY WINE | AVAs & SOILS



No grape variety is as reflective of climatic and site differences as Pinot noir. That is why it demands a cool climate to thrive and why small distance differences in the valley often yield wines of distinctively different character. General attributes that make the Willamette Valley suitable for cool-climate grape growing include the protection afforded by the Cascade Mountains to the east, Coast Range mountains to the west and a series of lower hill chains to

the extreme north of the valley. Almost all grape growing is done on lower hillsides, avoiding deeply fertile alluvial soils and cooler hilltop mesoclimates.

It is on these hillsides that Pinot noir uniqueness is found and where apparent families of wines urge distinctive American Viticultural Area identification. In 2002, a collaborative action of vineyards and wineries delineated and submitted to the TTB petitions to divide much of the northern part of the large Willamette Valley AVA into six more specific AVAs: Chehalem Mountains, Dundee Hills, Eola-Amity Hills, McMinnville, Ribbon Ridge, and Yamhill-Carlton. In 2019, the Van Duzer Corridor AVA was added, and 2020 saw the addition of the Tualatin Hills and Laurelwood District AVAs.

THE WILLAMETTE VALLEY | Established 1983

Concentrated grapegrowing in Oregon began here, with initial plantings in 1966 and ongoing vineyard growth in the intervening forty years adding over 10,000 acres, largely because of the benign but challenging cool climate and the protection of mountains on eastern and western boundaries—and, also largely because of one grape variety, Pinot noir. A large AVA of 3,438,000 acres (5372 square miles), running from Portland in the north to Eugene in the south, it includes rich alluvial soils on the valley floor, that are great for agriculture but inappropriate for high quality grapegrowing, and a selection of volcanic, loess and sedimentary soils on hillsides of varying mesoclimates.

To acknowledge the uniqueness of certain smaller growing hillsides inside the valley, AVA designation was requested in 2002 for six areas in the northern valley, which contain sixty per-cent of the currently planted acreage of the Willamette Valley. By 2020 these nested AVAs numbered nine. Most have minimum elevations around 200 feet; some also have a maximum of 1000 feet.



WILLAMETTE VALLEY WINE | AVAs & SOILS

DUNDEE HILLS AVA | Established 2005

The first grapes in the Willamette Valley were planted in the Dundee Hills. It remains the most densely planted locale in the valley and state. Within the 12,500 acres of this almost exclusively basaltic landmass that runs north-south and overlooks the Willamette River to the south and the Chehalem Valley to the north, more than 1,700 acres of grapes are planted in approximately 50 vineyards. It is approximately 30 miles to the southwest of Portland and 40 miles east of the Pacific Ocean, with protection from the ocean climate provided by the higher Coast Range of mountains.

EOLA-AMITY HILLS AVA | Established 2005

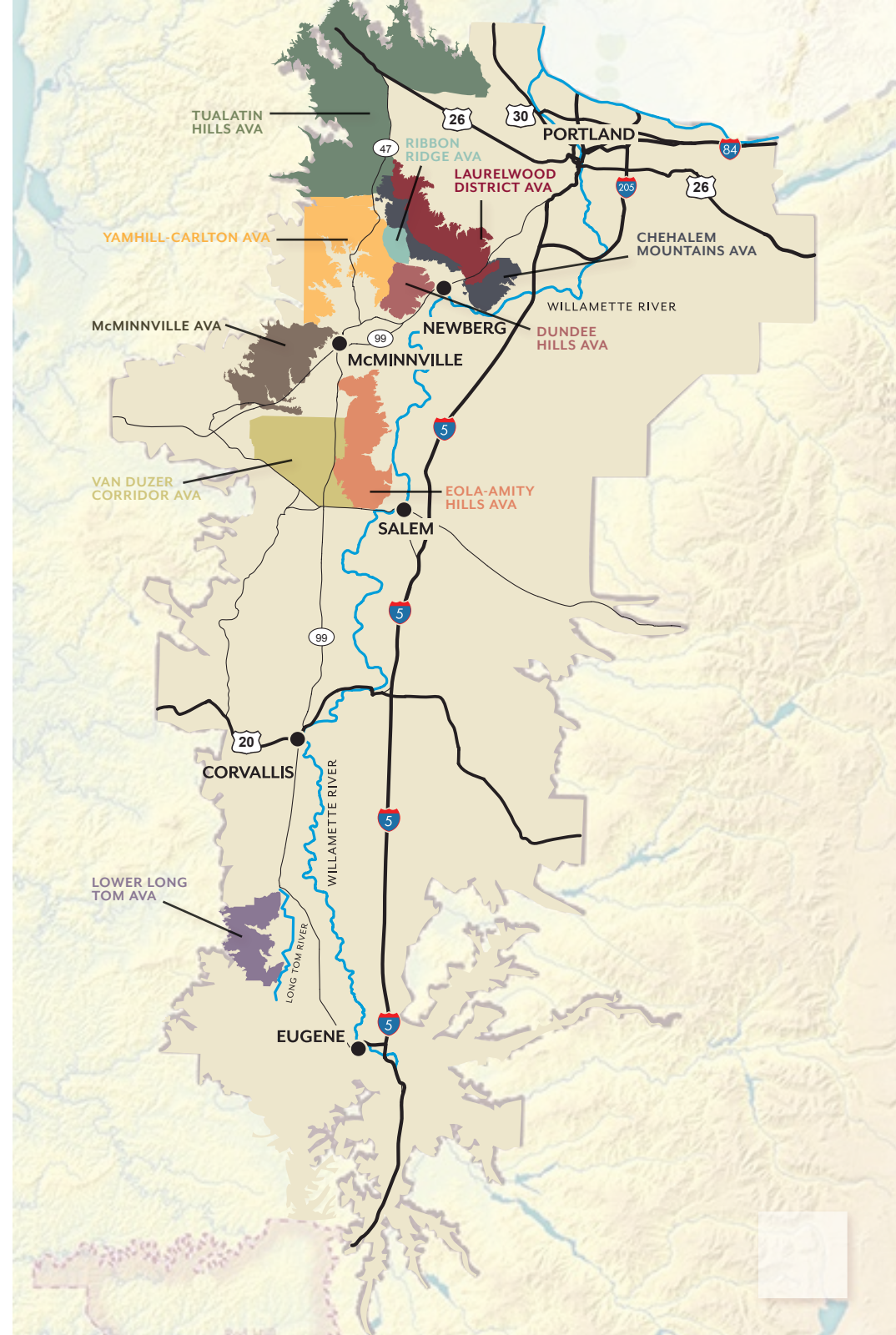
Adjacent to the Willamette River, these hills are composed of the Eola Hills, straddling the 45th parallel on the southern end and the Amity Hills on the northern spur, constituting almost 40,000 acres on which more than 1,300 acres of grapes are planted. Two of the predominant influences on the characteristics of wines from the Eola Hills are shallow soils and the Van Duzer Corridor. The soils of the Eola Hills contain predominantly volcanic basalt from ancient lava flows, combined with marine sedimentary rocks and/or alluvial deposits, making a generally much shallower and rockier set of well-drained soils which produce small grapes with great concentration. The Van Duzer Corridor provides a break in the Coast Range that allows cool ocean winds to flow, dropping temperatures dramatically (especially during late summer afternoons), which helps to keep acids firm.

RIBBON RIDGE AVA | Established 2005

Ribbon Ridge is a very regular spur of ocean sediment uplift off the northwest end of the Chehalem Mountains, containing a relatively uniform 5 1/4 square miles (3,350 acres) of land. Approximately 500 acres are currently planted on the ridge, within 20 vineyards. The AVA is distinguished by uniform, unique ocean sedimentary soils and a geography that is protected climatically by the larger landmasses surrounding it. Paucity of aquifers forces most vineyards to be dry farmed. Ribbon Ridge is contained within the larger Chehalem Mountains AVA.

YAMHILL-CARLTON | Established 2005

North of McMinnville, the foothills of the Coast Range create an AVA of nearly 60,000 acres, centered around the hamlets of Carlton and Yamhill. Low ridges surround the two communities in a horseshoe shape, with the North Yamhill River coursing through nurseries, grain fields, orchards and more than 1,200 acres of vineyard. This pastoral northwest corner of Oregon's Willamette Valley provides a unique set of growing conditions. The Coast Range to the west soars to nearly 3,500 feet (1,200m) establishing a rain shadow over the entire district. Additional protection is afforded by the Chehalem Mountains to the north and the Dundee Hills to the east. Importantly, the coarse-grained, ancient marine sediments native



WILLAMETTE VALLEY WINE | AVAs & SOILS

to the area are some of the oldest soils in the valley. These soils drain quickly, establishing a natural deficit-irrigation effect.

CHEHALEM MOUNTAINS AVA | Established 2006

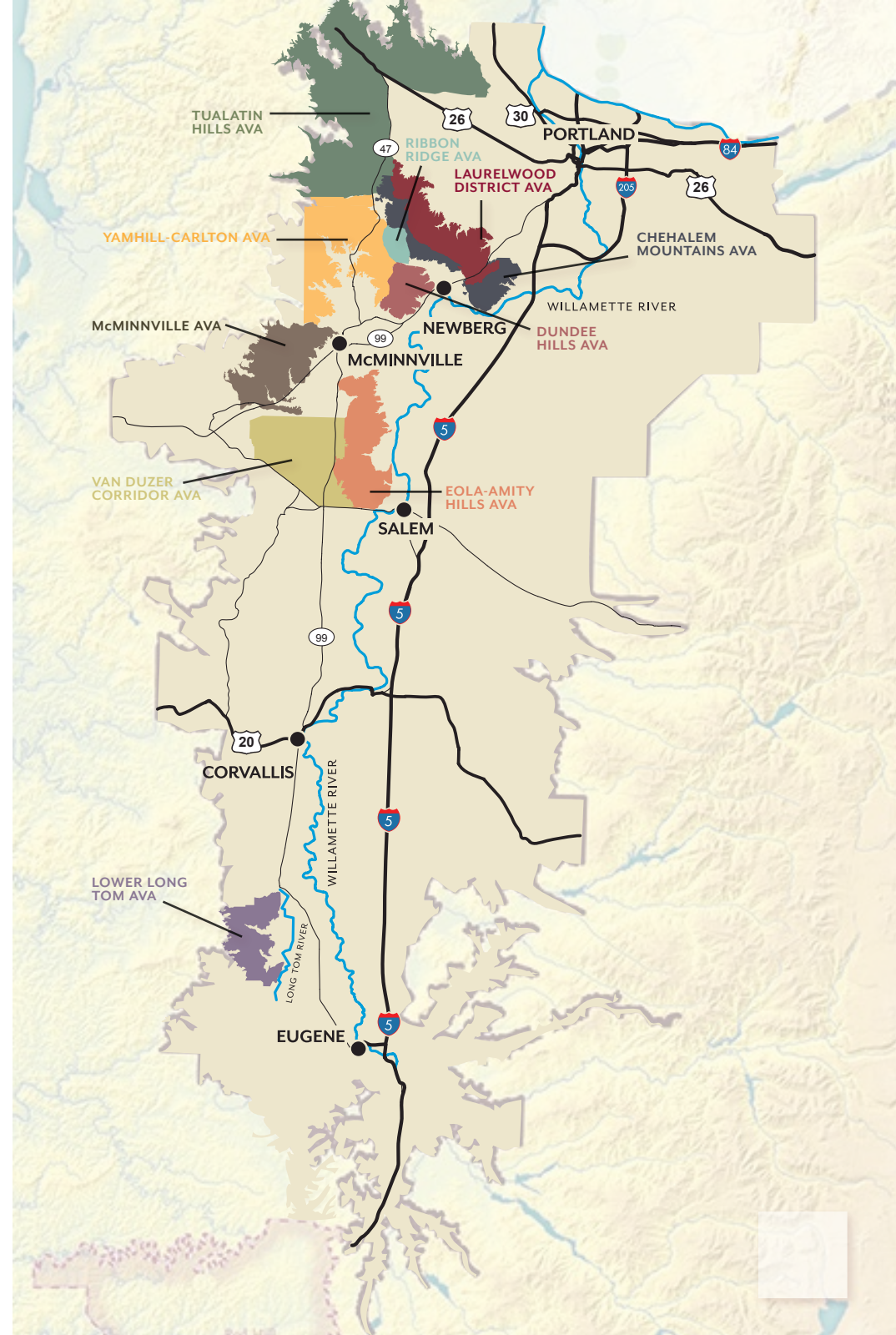
The Chehalem Mountains AVA is a single uplifted landmass southwest of Portland in the northern Willamette Valley, extending 20 miles in length and 5 miles in breadth, stretching from southeast to northwest. It includes several discrete spurs, mountains and ridges, such as Ribbon Ridge and Parrett Mountain. The highest point within the Willamette Valley is the Chehalem Mountains' Bald Peak (at 1,633 feet) which affects weather for the AVA and for adjoining grape growing hillsides. It is the geography and climate that differentiate this AVA from others. All three important hillside soil types are represented: basaltic, ocean sedimentary and loess (blown lake bed sediment), the predominant soil on the northern face of the Chehalem Mountains. Within the almost 70,000 acres of this AVA are over 1,600 acres of grapes, grown in over 100 vineyards, and 31 wineries.

McMINNVILLE AVA | Established 2006

The McMinnville AVA of nearly 40,500 acres sits due west of Yamhill County's seat, the city of McMinnville. It extends approximately 20 miles south-southwest toward the mouth of the Van Duzer Corridor, Oregon's lowest Coast Range pass to the Pacific Ocean. Encompassing sedimentary loams and silts, with alluvial overlays and a base of uplifting basalt. The soils are uniquely shallow for winegrowing. The land above 200 feet and below 1,000 feet in elevation on the east and southeast slopes of these foothills of the coast range mountains, the soils are primarily uplifted marine sedimentary loams and silts, with alluvial overlays and a base of uplifting basalt. The soils are uniquely shallow for winegrowing. The planted slopes sit in the protecting weather shadow of the Coast Range mountains, and rainfall is lower than on sites to the east. The primarily east- and south-facing sites take advantage of the drying winds from the Van Duzer corridor. Approximately 600 acres are currently planted here.

VAN DUZER CORRIDOR | Established 2019

The Van Duzer Corridor is an anomaly in the Coast Range through which oceanic winds funnel into the Valley, creating a cooling effect that occurs as early as 2:00 in the afternoon. This breeze dries out the vine canopy and decreases fungus pressure, making the area highly attractive for grape growing and supporting sustainable practices by drastically reducing the need for fungus spray. As a phenomenon of wind protection, the grape skins thicken, leading to an abundance of anthocyanins (color) and tannin. The buffering effect is highly noticeable and varies from one vintage to another. When nearby regions of the Willamette Valley face overly warm conditions, this area is usually slightly cooler. The opposite is also true; when the nearby regions of the Willamette Valley face below-average temperatures during the growing season, this area receives generous mild air from the ocean, tempering the cold.



WILLAMETTE VALLEY WINE | AVAs & SOILS

These combined effects allow for near-perfect growing conditions with highly consistent quality. Within the 35.9 square mile triangle that composes the Van Duzer Corridor, nearly 1,000 acres are occupied by 18 commercial vineyards and 6 bonded wineries.

LAURELWOOD DISTRICT AVA | Established 2020

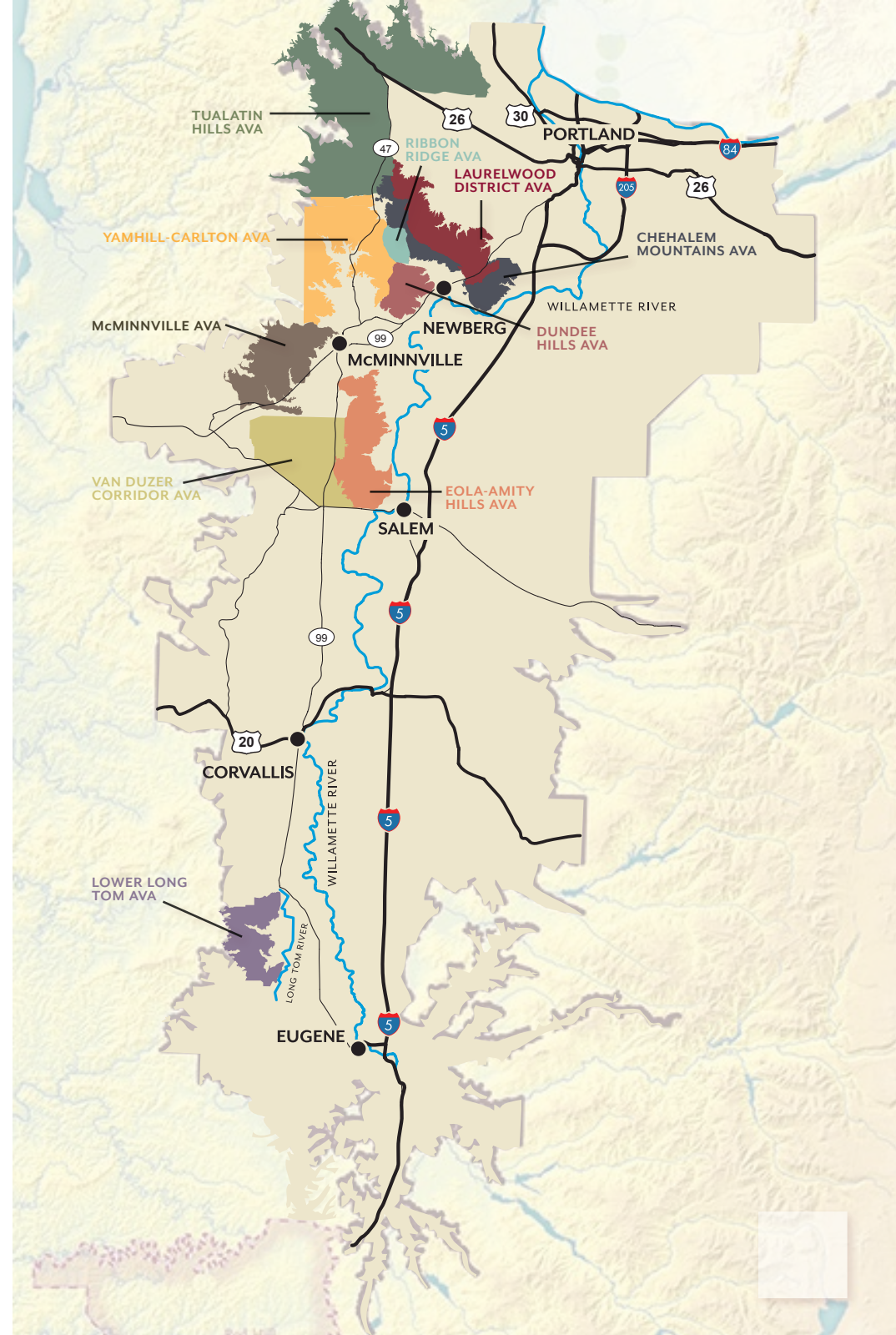
North of McMinnville, the foothills of the Coast Range create an AVA of nearly 60,000 acres, centered around the hamlets of Carlton and Yamhill. Low ridges surround the two communities in a horseshoe shape, with the North Yamhill River coursing through nurseries, grain fields, orchards and more than 1,200 acres of vineyard. This pastoral northwest corner of Oregon's Willamette Valley provides a unique set of growing conditions. The Coast Range to the west soars to nearly 3,500 feet (1,200m) establishing a rain shadow over the entire district. Additional protection is afforded by the Chehalem Mountains to the north and the Dundee Hills to the east. Importantly, the coarse-grained, ancient marine sediments native to the area are some of the oldest soils in the valley. These soils drain quickly, establishing a natural deficit-irrigation effect.

TUALATIN HILLS AVA | Established 2020

Ribbon Ridge is a very regular spur of ocean sediment uplift off the northwest end of the Chehalem Mountains, containing a relatively uniform 5 1/4 square miles (3,350 acres) of land. Approximately 500 acres are currently planted on the ridge, within 20 vineyards. The AVA is distinguished by uniform, unique ocean sedimentary soils and a geography that is protected climatically by the larger landmasses surrounding it. Paucity of aquifers forces most vineyards to be dry farmed. Ribbon Ridge is contained within the larger Chehalem Mountains AVA.

LOWER LONG TOM AVA | Established 2021

Established in November 2021, the Lower Long Tom AVA sits within the west side of the Lower Long Tom Watershed, between Corvallis and Eugene. Vineyards are located on stream-cut ridge lines running east to west, with Bellpine as the predominant soil type. These clay-loams are formed from up-lifted ancient marine sediments, primarily sandstone. With Bellpine topsoils usually shallow, grapevine roots have to penetrate the sandstone below to find water and nutrients. To the west, the region is flanked by significantly higher elevations of the Coast Range which serve to form a weather shield. The rain shadow of the peaks to the west reduces precipitation and, combined with the prevailing winds, creates a macroclimate with less disease pressure during the growing season and consistent fruit maturity, even in more difficult vintages. While Pinot noir is the predominant grape of the region, with wines leaning toward blue and black fruits and plush tannins for graceful aging, around a dozen white grape varieties are grown as well, including Chardonnay, Riesling, Pinot Gris, and Sauvignon Blanc.



WILLAMETTE VALLEY WINE | CONTACT

MEDIA CONTACT | *Emily Petterson*

EKP MEDIA

PR for willamette Valley Wineries Association

[*emily@ekpmedia.com*](mailto:emily@ekpmedia.com)

503.550.8161

FACEBOOK

[*www.facebook.com/willamettewines*](http://www.facebook.com/willamettewines)

INSTAGRAM

[*@wvwines*](https://www.instagram.com/wvwines)

TWITTER

[*@wvwines*](https://twitter.com/wvwines)



AUTUMN VINEYARD
PHOTO: RON KAPLAN

