


























PREPARE: Print out different BINGO cards for each person plus a call sheet. Cut out the call sheet and put the image squares into one hat or bowl & the BINGO squares into another. **DISTRIBUTE:** Hand out one Bingo card to each person (each card should be different). **CALL:** The caller should pull out one BINGO letter & one image, describe it and show it to the children. **MARK IMAGE:** With your favorite snack.

| | | | | |
|---|---|---|---|--|
|  Bike on Beach |  Sea Turtles |  Sandcastle |  Manatee |  Race Car |
|  Sand Bucket |  Surfer |  Flip Flops |  Seagull |  Racing Flag |
|  Ice Cream |  Dolphin |  FREE |  Surf Fishing |  Boating |
|  Ponce Inlet Lighthouse |  Beach Ball |  Kite |  Sunglasses |  Pier |
|  Sunrise |  Shell |  Crab |  Beach Hat |  Jet Ski |
| B | I | N | G | O |

Daytona Beach®


B

I

N

G

O



Daytona Beach®




B

I

N

G

O



Daytona Beach®




B

I

N

G

O



Daytona Beach®


B

I

N

G

O



Daytona Beach®





B

I

N

G

O



Daytona Beach®



B

I

N

G

O



Daytona Beach®




B

I

N

G

O



Daytona Beach®





B

I

N

G

O



Daytona Beach®





B

I

N

G

O



Daytona Beach®

B

I

N

G

O

