

MONTHLY TDT ANALYSIS

Statistical and Graphical Reports for Month Ending February 28, 2026

Clerk of Court & Comptroller

Report for Month Ending February 28, 2026

March 31, 2026

Tourist Development Council
Bay County, Florida



Council Members:

Attached please find statistical and graphical reports for the month ending February 28th, 2026. Reports included herein include the following:

1. The "Cash Collection Analysis" report reflects actual dollars collected for the period and may include monies for past due taxes from previous reporting periods. This is typically the result of enforcement actions and/or payments against delinquent accounts.
2. The "Cash/Accrual Breakdown" represents the attribution of collected revenue. As collection is an ongoing process, numbers will change as earnings are applied to the period in which they were earned.
3. Statistical and graphic data are presented in accordance with guidelines established by Florida Statute and are based on Gross Rental Receipts reported.

Please be advised that there are inherent limitations to these reports that include but are not limited to:

1. All information is unaudited.
2. Statistical and graphic reports are only for Panama City Beach as Mexico Beach and Panama City have limited property counts.
3. "Gross Receipts" represent only one element in the calculation of the taxes owed.
4. Third party data obtained to provide enhanced statistical data, such as bedroom count, is outside these regulations.
5. All statistics are based upon tax returns that have been submitted and paid, even when there is no income to report. Statistics are subject to change due to subsequent collections and future enforcement action.
6. Unit counts for hotels, motels, and miscellaneous properties are obtained from representatives of those properties.
7. Miscellaneous properties include campgrounds, apartments, duplex / multifamily and timeshare properties.

If I can be of further assistance to the Council, or should you wish to discuss this report further, please do not hesitate to contact me.

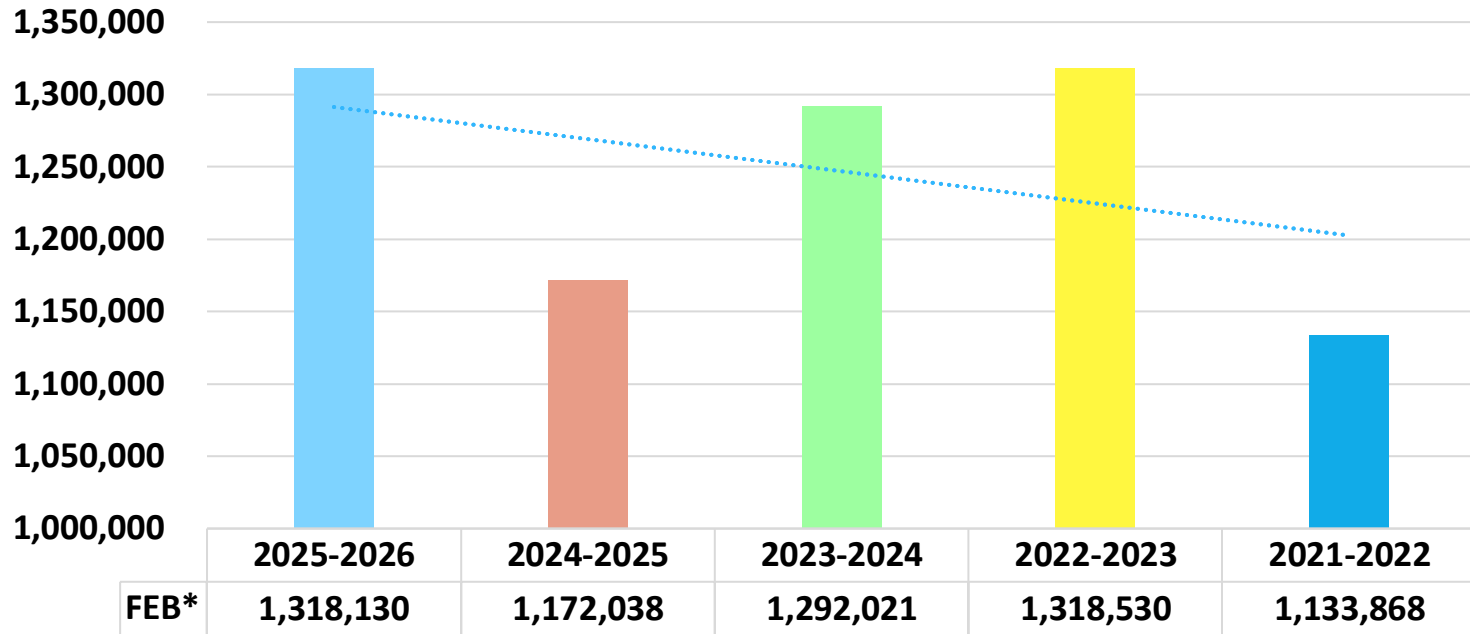
Sincerely,

Bill Kinsaul

Clerk of Court and Comptroller

Cash Collection Analysis: Panama City Beach

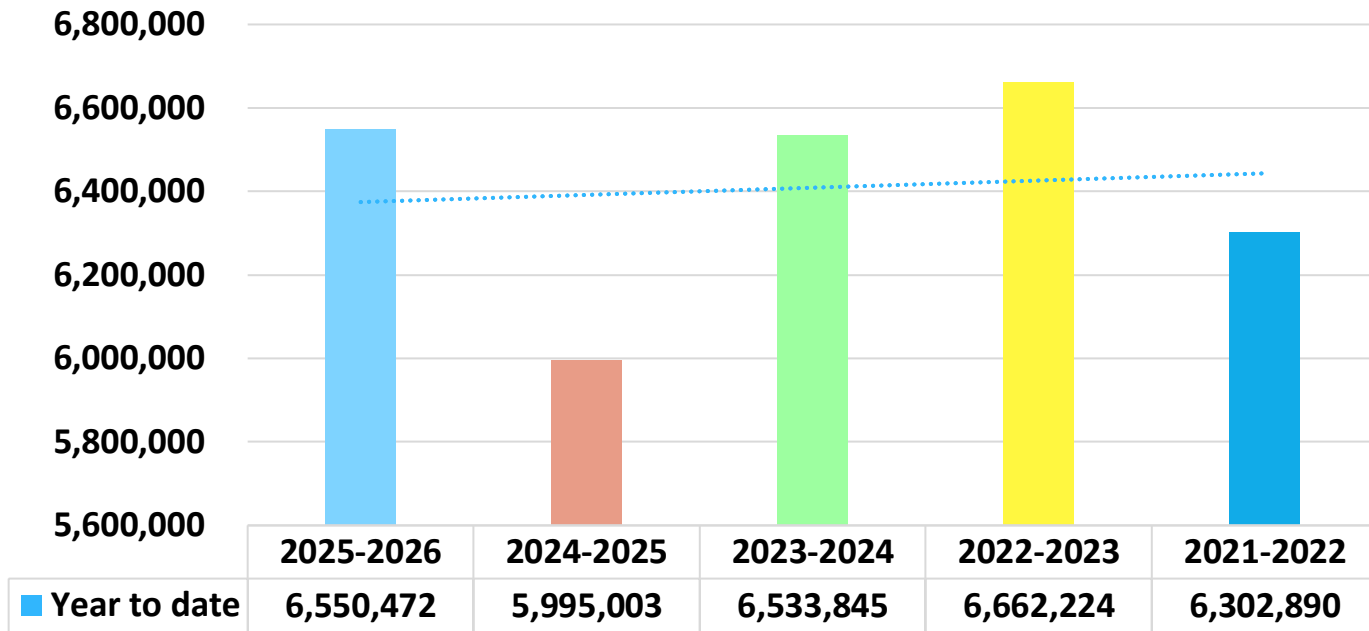
For the Month Ending
February 28, 2026



*Note: This report represents collections on a cash basis. The collection period is indicative of all cash receipts generated in the following month (i.e. February period collections are generated March 1st through March 31st; these figures will correspond with the March column in the Cash Accrual Breakdown).

Cash Collection Analysis: Panama City Beach

For the Five Months Ending February 28, 2026

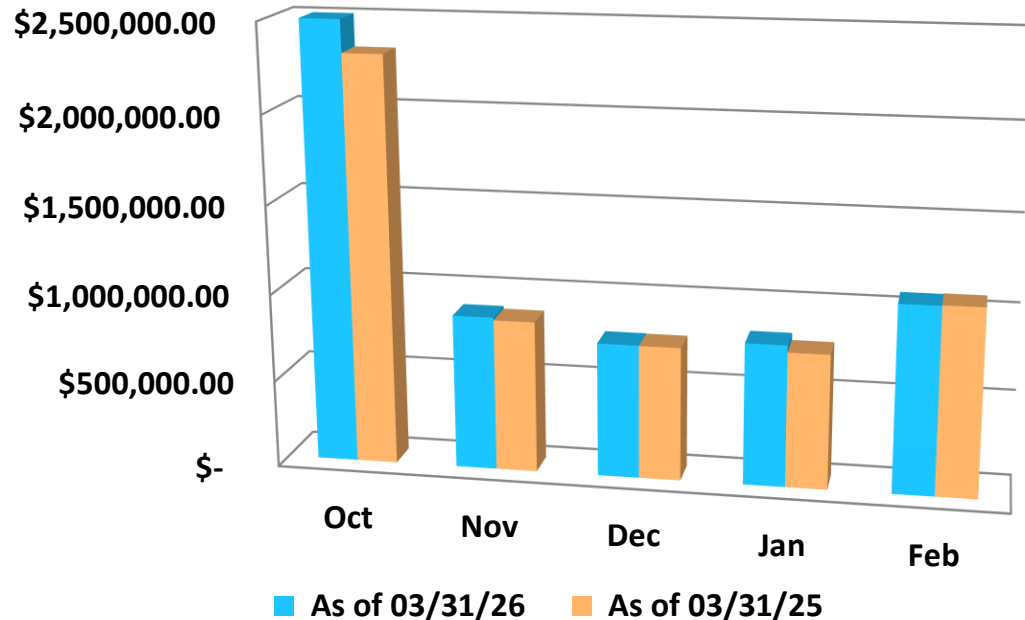


*Note: This report represents collections on a cash basis. The collection period is indicative of all cash receipts generated in the following month (i.e. February period collections are generated March 1st through March 31st; these figures will correspond with the March column in the Cash Accrual Breakdown).

Accrual Attribution Data

Panama City Beach

Accrual Attribution Data				
	FY26		FY25	
	As of 03/31/26	As of 03/31/25	Variance	Variance %
Oct	\$ 2,498,971.26	\$ 2,317,332.75	\$ 181,638.51	7.84%
Nov	\$ 884,753.94	\$ 869,744.68	\$ 15,009.26	1.73%
Dec	\$ 769,240.96	\$ 767,387.55	\$ 1,853.41	0.24%
Jan	\$ 814,564.63	\$ 774,516.31	\$ 40,048.32	5.17%
Feb	\$ 1,075,331.86	\$ 1,078,523.73	\$ (3,191.87)	-0.30%
Mar-Sep	\$ 427.20	\$ 3,173.97		
TOTALS	\$ 6,043,289.85	\$ 5,810,678.99	\$ 232,610.86	4.00%



Cash / Accrual Breakdown

Panama City Beach FY2026

	Collected in the Month of:					
	Nov	Dec	Jan	Feb	Mar	Totals
Pre	\$ 81,021.88	\$ 355,951.56	\$ 24,893.46	\$ 20,006.16	\$ 25,309.42	\$ 507,182.48
Oct	\$ 2,271,550.46	\$ 53,584.14	\$ 148,610.86	\$ 2,246.43	\$ 22,979.37	\$ 2,498,971.26
Nov		\$ 788,079.98	\$ 37,761.54	\$ 3,412.06	\$ 55,500.36	\$ 884,753.94
Dec		\$ 376.75	\$ 683,487.00	\$ 36,288.63	\$ 49,088.58	\$ 769,240.96
Jan			\$ 508.87	\$ 724,136.73	\$ 89,919.03	\$ 814,564.63
Feb			\$ 85.00	\$ 255.78	\$ 1,074,991.08	\$ 1,075,331.86
Mar			\$ 85.00		\$ 342.20	\$ 427.20
Apr						\$ -
May						\$ -
Jun						\$ -
Jul						\$ -
Aug						\$ -
Sep						\$ -
Post						\$ -
	\$ 2,352,572.34	\$ 1,197,992.43	\$ 895,431.73	\$ 786,345.79	\$ 1,318,130.04	\$ 6,550,472.33

*Note: This report delineates the accrual attribution of tax revenues and other fees collected within a given reporting period.



Schedule of Collection Allocation

Panama City Beach

For the Month Ending February 2026

	Current period	Prior periods	Total
Taxes	1,071,042	212,245	1,283,287
Penalties	4,279	26,718	30,997
Interest	12	3,833	3,846
Total Collections	1,075,333	242,797	1,318,130

For the Month Ending February 2025

	Current period	Prior periods	Total
Taxes	1,063,826	72,988	1,136,814
Penalties	17,378	16,286	33,664
Interest	35	1,524	1,560
Total Collections	1,081,239	90,799	1,172,038

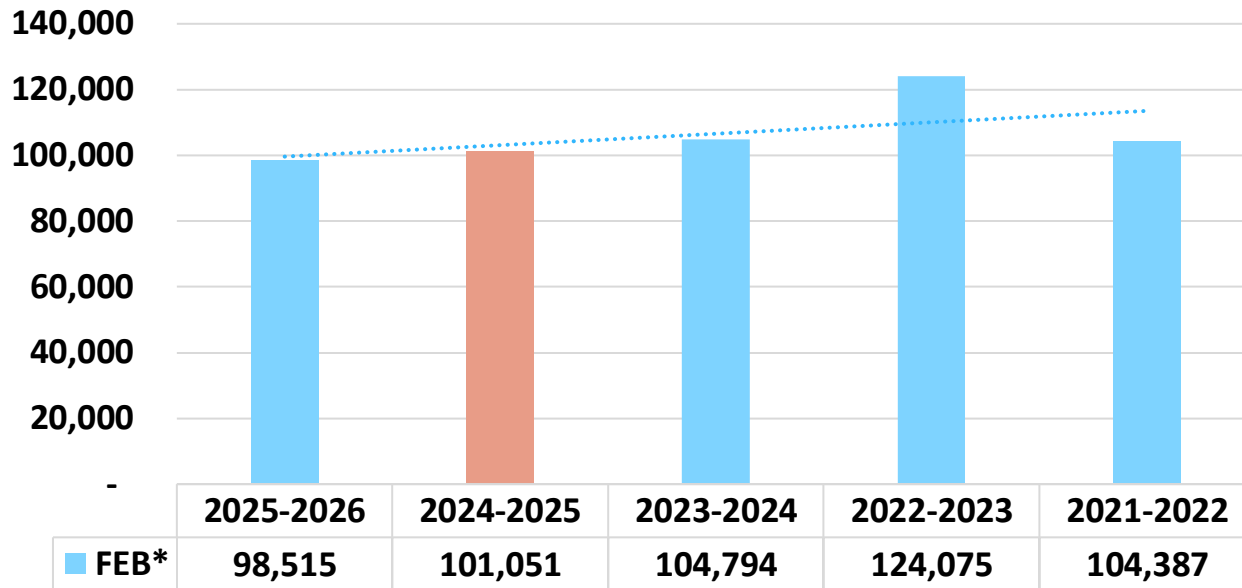
Fiscal Year to Date Through February 2026

	Current period	Prior periods	Total
Taxes	5,530,681	850,333	6,381,013
Penalties	13,190	139,635	152,825
Interest	28	16,606	16,634
Total Collections	5,543,899	1,006,573	6,550,472

Fiscal Year to Date Through February 2025

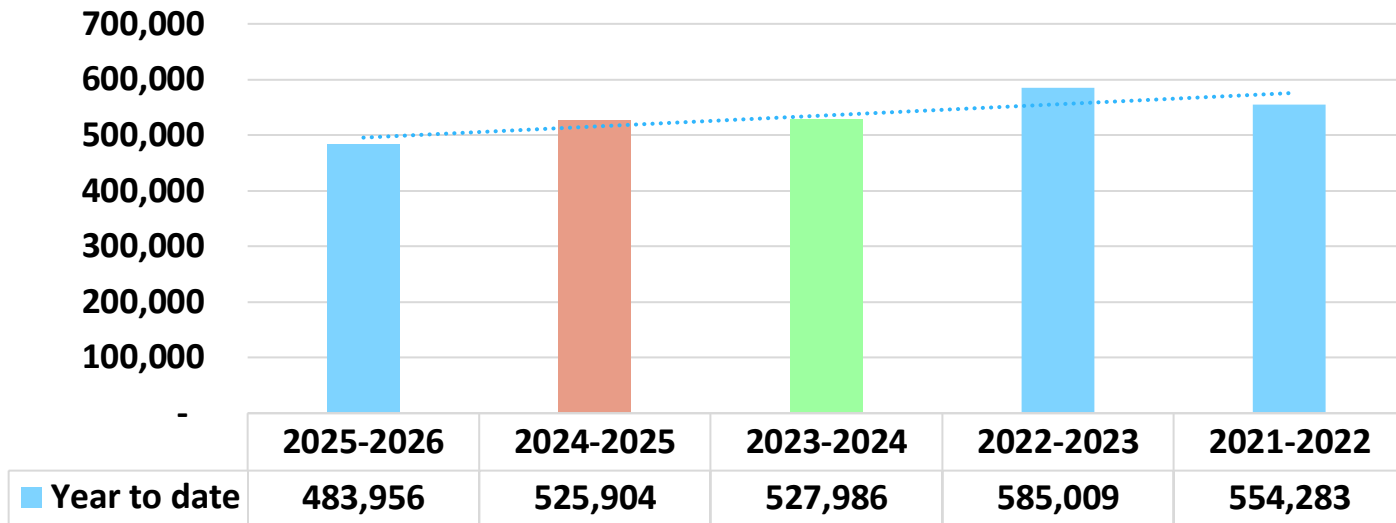
	Current period	Prior periods	Total
Taxes	5,626,010	281,955	5,907,965
Penalties	28,270	48,306	76,577
Interest	82	10,379	10,461
Total Collections	5,654,363	340,640	5,995,003

For the Month Ending February 28, 2026



*Note: This report represents collections on a cash basis. The collection period is indicative of all cash receipts generated in the following month (i.e. February period collections are generated March 1st through March 31st; these figures will correspond with the March column in the Cash Accrual Breakdown).

For the Five Months Ending February 28, 2026

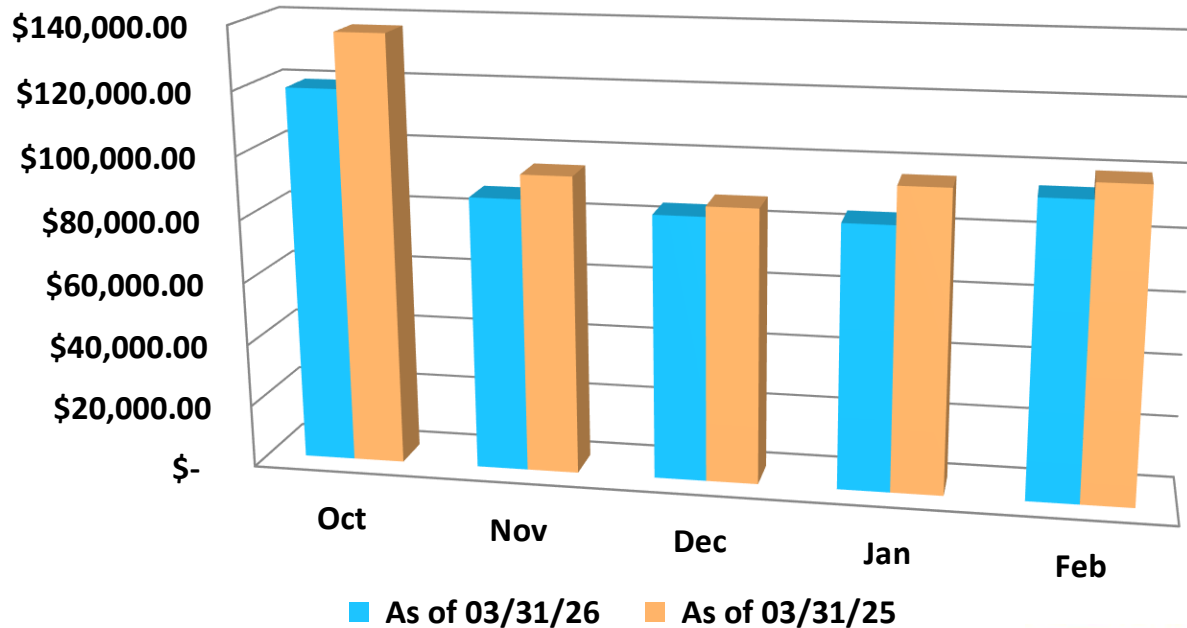


*Note: This report represents collections on a cash basis. The collection period is indicative of all cash receipts generated in the following month (i.e. February period collections are generated March 1st through March 31st; these figures will correspond with the March column in the Cash Accrual Breakdown).

Accrual Attribution Data

Panama City

Accrual Attribution Data				
	FY26		FY25	
	As of 03/31/26	As of 03/31/25	Variance	Variance %
Oct	\$ 119,450.76	\$ 136,965.57	\$ (17,514.81)	-12.79%
Nov	\$ 87,291.05	\$ 95,027.49	\$ (7,736.44)	-8.14%
Dec	\$ 84,226.92	\$ 87,456.03	\$ (3,229.11)	-3.69%
Jan	\$ 84,107.07	\$ 96,054.37	\$ (11,947.30)	-12.44%
Feb	\$ 94,186.07	\$ 99,324.74	\$ (5,138.67)	-5.17%
TOTALS	\$ 469,261.87	\$ 514,828.20	\$ (45,566.33)	-8.85%



Cash / Accrual Breakdown

Panama City
FY2026

	Collected in the Month of:						Totals
	Nov	Dec	Jan	Feb	Mar		
Pre	\$ 9,348.34	\$ 2,914.74	\$ 418.87	\$ 1,006.12	\$ 1,006.12	\$ 14,694.19	
Oct	\$ 116,161.38	\$ 2,707.87	\$ 581.51	\$ -	\$ -	\$ 119,450.76	
Nov		\$ 85,320.33	\$ 1,866.50	\$ -	\$ 104.22	\$ 87,291.05	
Dec			\$ 80,654.91	\$ 3,005.53	\$ 566.48	\$ 84,226.92	
Jan				\$ 81,454.92	\$ 2,652.15	\$ 84,107.07	
Feb					\$ 94,186.07	\$ 94,186.07	
Mar						\$ -	
Apr						\$ -	
May						\$ -	
Jun						\$ -	
Jul						\$ -	
Aug						\$ -	
Sep						\$ -	
Post						\$ -	
	\$ 125,509.72	\$ 90,942.94	\$ 83,521.79	\$ 85,466.57	\$ 98,515.04	\$ 483,956.06	

*Note: This report delineates the accrual attribution of tax revenues and other fees collected within a given reporting period.



Schedule of Collection Allocation

Panama City

For the Month Ending February 2026

	Current period	Prior periods	Total
Taxes	93,986	3,469	97,455
Penalties	200	839	1,039
Interest	0	21	21
Total Collections	94,186	4,329	98,515

For the Month Ending February 2025

	Current period	Prior periods	Total
Taxes	99,524	570	100,094
Penalties	(200)	1,150	950
Interest	-	7	7
Total Collections	99,324	1,727	101,051

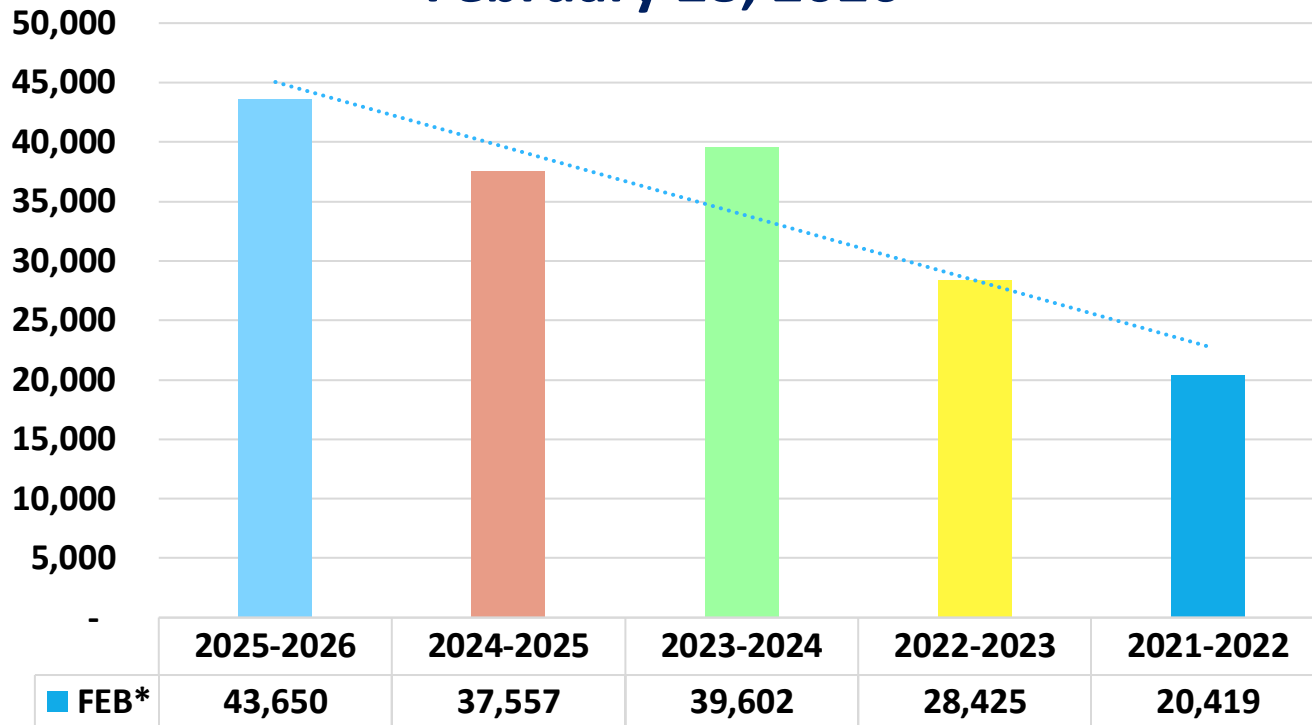
Fiscal Year to Date Through February 2026

	Current period	Prior periods	Total
Taxes	457,171	21,324	478,495
Penalties	605	4,589	5,194
Interest	1	266	267
Total Collections	457,778	26,178	483,956

Fiscal Year to Date Through February 2025

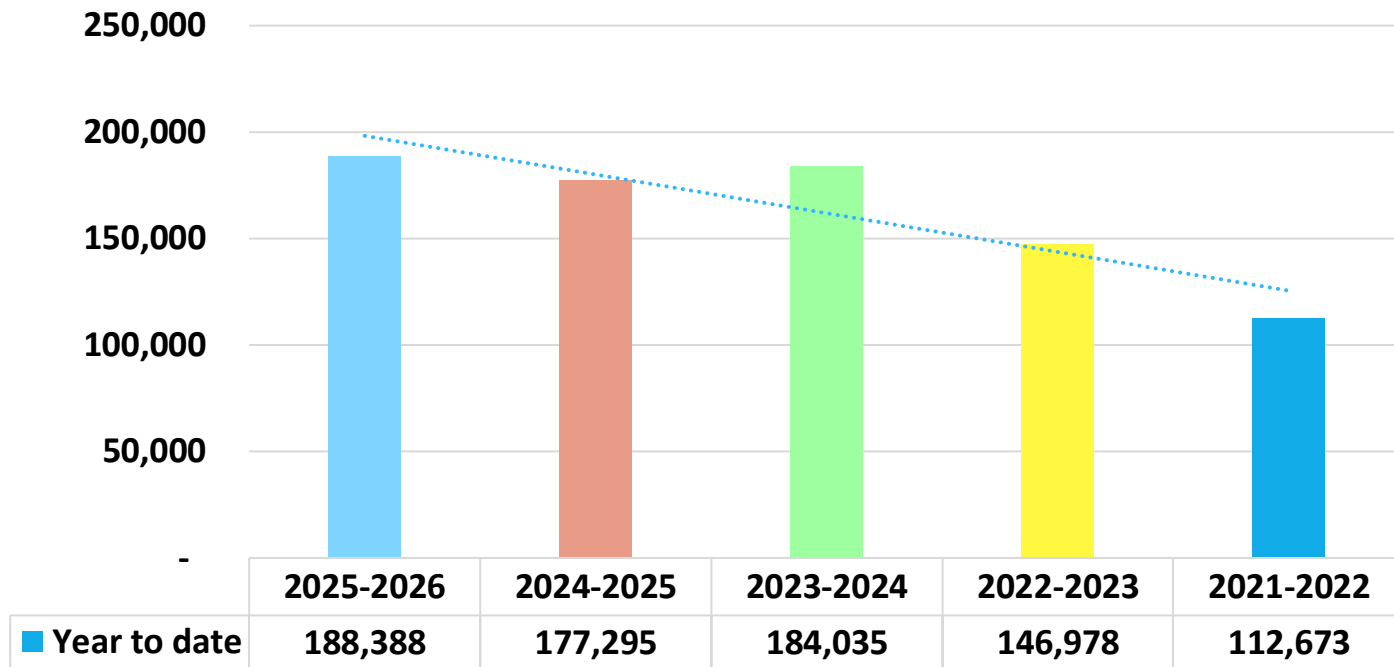
	Current period	Prior periods	Total
Taxes	505,086	15,991	521,077
Penalties	350	4,212	4,562
Interest	1	263	264
Total Collections	505,438	20,466	525,903

For the Month Ending February 28, 2026



*Note: This report represents collections on a cash basis. The collection period is indicative of all cash receipts generated in the following month (i.e. February period collections are generated March 1st through March 31st; these figures will correspond with the March column in the Cash Accrual Breakdown).

For the Five Months Ending February 28, 2026

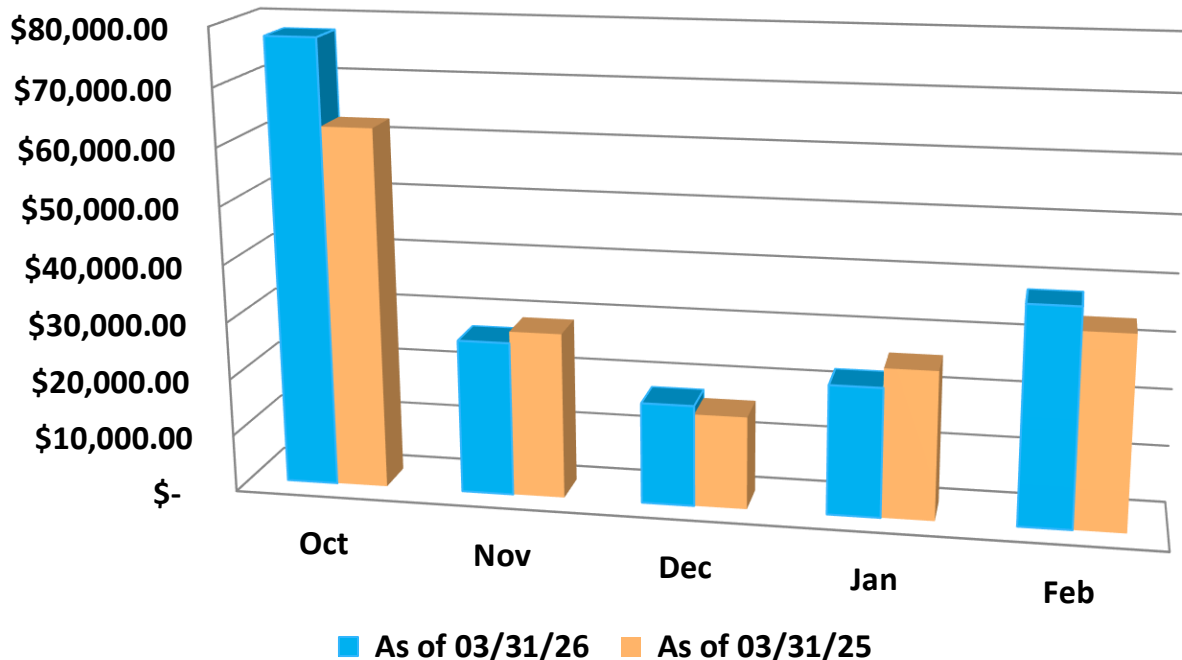


*Note: This report represents collections on a cash basis. The collection period is indicative of all cash receipts generated in the following month (i.e. February period collections are generated March 1st through March 31st; these figures will correspond with the March column in the Cash Accrual Breakdown).

Accrual Attribution Data

Mexico Beach

Accrual Attribution Data				
	FY26	FY25		
	As of 03/31/26	As of 03/31/25	Variance	Variance %
Oct	\$ 77,694.92	\$ 62,816.88	\$ 14,878.04	23.68%
Nov	\$ 26,892.56	\$ 28,938.66	\$ (2,046.10)	-7.07%
Dec	\$ 17,607.09	\$ 16,155.56	\$ 1,451.53	8.98%
Jan	\$ 22,538.38	\$ 25,931.39	\$ (3,393.01)	-13.08%
Feb	\$ 37,917.01	\$ 33,856.40	\$ 4,060.61	11.99%
TOTALS	\$ 182,649.96	\$ 167,698.89	\$ 14,951.07	8.92%



Cash / Accrual Breakdown

Mexico Beach
FY2026

		Collected in the Month of:					Totals
		Nov	Dec	Jan	Feb	Mar	
Accrued to the Month of:	Pre	\$ 489.12	\$ 801.80	\$ 1,506.04	\$ -	\$ 2,940.66	\$ 5,737.62
	Oct	\$ 75,123.46	\$ 1,369.48	\$ 1,201.98	\$ -	\$ -	\$ 77,694.92
	Nov		\$ 25,651.01	\$ 956.97	\$ 234.58	\$ 50.00	\$ 26,892.56
	Dec			\$ 16,722.01	\$ 425.84	\$ 459.24	\$ 17,607.09
	Jan				\$ 20,255.53	\$ 2,282.85	\$ 22,538.38
	Feb					\$ 37,917.01	\$ 37,917.01
	Mar						\$ -
	Apr						\$ -
	May						\$ -
	Jun						\$ -
	Jul						\$ -
	Aug						\$ -
	Sep						\$ -
	Post						\$ -
		\$ 75,612.58	\$ 27,822.29	\$ 20,387.00	\$ 20,915.95	\$ 43,649.76	\$ 188,387.58

*Note: This report delineates the accrual attribution of tax revenues and other fees collected within a given reporting period.

Schedule of Collection Allocation

Mexico Beach

For the Month Ending February 2026

	Current period	Prior periods	Total
Taxes	37,567	4,570	42,136
Penalties	350	1,150	1,500
Interest	0	13	13
Total Collections	37,917	5,733	43,650

For the Month Ending February 2025

	Current period	Prior periods	Total
Taxes	33,304	3,047	36,352
Penalties	550	650	1,200
Interest	2	3	5
Total Collections	33,856	3,701	37,557

Fiscal Year to Date Through February 2026

	Current period	Prior periods	Total
Taxes	174,919	9,269	184,188
Penalties	750	3,370	4,120
Interest	0	79	80
Total Collections	175,669	12,719	188,388

Fiscal Year to Date Through February 2025

	Current period	Prior periods	Total
Taxes	162,501	11,325.75	173,827
Penalties	950	1,499	2,449
Interest	2	1,017	1,019
Total Collections	163,453	13,842	177,295

TDC Zones: Panama City Beach and Surrounding



Supporting Data and Service Contributors

Dan Sowell, CFA
Bay County Property Appraiser

 **BILL KINSAUL**
CLERK OF COURT
& COMPTROLLER
BAY COUNTY



Bay County
Geographic Information System

Qlik 
QlikView® NPrinting