



Board of Directors Meeting

Monday, June 27, 2022 @ 11:45 a.m.

**Irving Convention Center
Exhibit Hall B**

**500 W. Las Colinas Blvd.
Irving, Texas 75039**

(Lunch Served 11:15 a.m.)

IRVING CONVENTION AND VISITORS BUREAU

**BOARD OF DIRECTORS
MEETINGS/SPECIAL MEETINGS
OCTOBER 2021-SEPTEMBER 2022**

Place	Last	First	10/23/2021	11/16/2021	12/13/2021	1/24/2022	2/28/2022	3/28/2022	4/25/2022	5/23/2022	6/27/2022	7/25/2022	8/22/2022	9/26/2022
1	Cooperstein	Karen	P	P	P	P	P	P	P	A				
2	Basoco	Michael	N/A	P	P	P	P	A	P	P				
3	Gibson	Colvin	N/A	P	P	P	P	P	P	P				
4	Stewart, Jr	Richard	P	P	P	P	P	P	P	P				
5	Bourgeois	Robert	P	P	P	P	P	P	P	P				
6	Arafat	Yasir	N/A	N/A	P	P	P	*	P	A				
7	Reed	Sam	N/A	P	P	P	P	P	P	P				
8	Mahoney	William	P	P	P	P	P	P	P	P				
9	Gears	Herbert	P	#	A	P	A	P	P	P				
10	DeBaudry	Tommy	N/A	N/A	N/A	N/A	N/A	N/A	N/A	A				
11	Kang	Julia	P	P	P	P	P	P	P	P				
12	Malcolm	Greg	P	P	P	P	P	P	P	P				
13	Cole	David	P	P	P	P	P	P	A	P				
Liaison	Nicks	John	N/A	P	P	P		P	P	P				
	Bowman	Beth	P	P	P	P	P	*	P	P				
	Burke	Dallas	*	*	P	P	*	P	A	P				
	Fenley-Garcia	Stephanie	*	#	#	*	P	#	A	A				
	Hawkins	Todd	*	P	*	P	P	P	P	P				
	Hillman	Chris	*	*	P	P	P	P	P	P				
	Hoskins	Nydia	*	P	P	P	*	P	P	P				
	Limon	Kim	*	P	P	P	P	P	P	A				
	O'Briant	Kelly	N/A	N/A	#	P	#	P	P	P				
	Perot	Hammond	*	P	P	P	P	P	P	P				
	Philipp	Joe	#	P	P	P	P	#	P	P				
	Randall	Michael	#	#	#	P	*	P	A	A				
	Taylor	Mayor Pro Tem K	P	P	P	*	P	P	A	P				
	Venegas	Clare	#	#	#	#	#	#	A	A				

P = Present

*** = Absent - Company Business**

= Absent - Other

p = Represented

∞ = Budget Retreat

C = MEETING CANCELLED

n/a = NOT A MEMBER AT THIS TIME

Lindsey	Richard	P	P
Lear	Clementine	P	P

AGENDA
Irving Convention and Visitors Bureau Board of Directors
Monday, June 27, 2022, at 11:45 a.m.
Irving Convention Center – Exhibit Hall B
500 W. Las Colinas Blvd.
Irving, Texas 75039

NOTE: A possible quorum of the Irving City Council may be present at this committee meeting.

1. Citizen Comments on Items Listed on the Agenda

Consent Agenda

- 2. Approving ICVB Board Meeting Minutes for May 23, 2022**
- 3. Accepting the ICVB Financial Report – May 2022**
- 4. Accepting the Irving Convention Center Financial Report – May 2022**

Individual Consideration

- 5. Approving the ICVB Budget and Marketing Plan – Fiscal Year 2022-23**
- 6. Approving Irving Convention Center Capital Improvement Plan**
- 7. Accepting the Destinations International Code of Ethics**
- 8. Approving Proposed Changes to Reserve Fund Policy**
- 9. Review of Proposed Changes to the Business Development Incentive Program (BizDIP)**

Board Reports

- 10. American Rescue Plan Act Update**
- 11. Board Chair Report**
 - a. Next Board Meeting – July 25, 2022, Irving Convention Center
- 12. Board Committee Reports**
 - a. Board and Business Development – Richard Stewart, Jr.
 - Recap of June 10 Committee meeting
 - Next Meeting – September 9, 9:00 a.m.
 - b. Community Engagement – Karen Cooperstein
 - Next Meeting – July 12, 9:00 a.m. –note new meeting time
 - c. Destination Development – Greg Malcolm
 - Next Meeting – August 9, 11:30 a.m.

AGENDA - Continued

13. City Reports

- a. Council Liaison – Mayor Pro Tem Kyle Taylor
- b. Mayor & Other Council Members
 - DART/Transportation and Infrastructure – Mayor Rick Stopfer
- c. City Manager – Chris Hillman
 - Visitor Development Updates
 - Toyota Music Factory
 - Other City Updates

14. Bureau Monthly Management Reports

- a. Executive Director – Maura Gast
- b. Sales and Services – Lori Fojtasek
- c. Marketing and Communications – Diana Pfaff
- d. Administration and Finance – Susan Rose
 - Smith Travel Research and AirDNA Monthly Reports

15. Convention Center Management Report – Tom Meehan

16. Industry Partner Reports

- a. The Pavilion at the Toyota Music Factory/Live Nation Report – Tommy DeBeaudry
- b. Hotel Industry Updates – Greg Malcolm, Kim Limon, Nydia Hoskins
- c. Restaurant Industry Update – David Cole

17. Partner Organization & Stakeholder Reports

- a. DCURD and Irving Flood Control Districts – Dallas Burke
- b. Chamber of Commerce – John Nicks/Beth Bowman
- c. Irving Arts and Culture – Kelly O'Briant/Todd Hawkins
- d. The Las Colinas Association – Hammond Perot
- e. TIF – Michael Randall
- f. University of Dallas – Clare Venegas

CERTIFICATION

I, the undersigned authority, do hereby certify that this notice of meeting was posted on the kiosk at City Hall of the City of Irving, Texas, a place readily accessible to the general public at all times, and said notice was posted by the following date and time:

_____ at _____ and will remain so posted at least 72 hours before said meeting convened.

Deputy Clerk, City Secretary's Office

This meeting can be adjourned and reconvened, if necessary, the following regular business day.

Any item on this posted agenda could be discussed in executive session as long as it is within one of the permitted categories under sections 551.071 through 551.076 and section 551.087 of the Texas Government Code.

A member of the public may address the governing body regarding an item on the agenda either before or during the body's consideration of the item, upon being recognized by the presiding officer or the consent of the body.

This facility is physically accessible and parking spaces for the disabled are available. Accommodations for people with disabilities are available upon request. Requests for accommodations must be made 48 hours prior to the meeting. Contact the City Secretary's Office at 972-721-2493 or Relay Texas at 7-1-1 or 1-800-735-2988.

**IRVING CONVENTION AND VISITORS BUREAU
BOARD OF DIRECTORS
MONDAY, JUNE 27, 2022**

AGENDA ITEMS

MINUTES
IRVING CONVENTION AND VISITORS BUREAU
BOARD OF DIRECTORS
Irving Convention Center – Junior Ballroom
May 23, 2022

Attendance: David Cole – Board Chair; Bob Bourgeois – Board Vice Chair; Michael Basoco, Beth Bowman, Dallas Burke, Herbert Gears, Colvin Gibson, Todd Hawkins, City Manager Chris Hillman, Nydia Hoskins, Julia Kang, William Mahoney, Greg Malcolm, John Nicks, Kelly O'Briant, Hammond Perot, Joe Philipp, Sam Reed, and Richard Stewart, Jr. – Board members; Mayor Rick Stopfer, Mayor Pro Tem Kyle Taylor, and Senior Assistant City Attorney Christina Weber – City of Irving; General Manager Tom Meehan – ICC Staff; Carol Boyer, Lori Fojtasek, Maura Gast, Marianne Lauda, Brice Petty, Diana Pfaff, Susan Rose and Monty White – ICVB; Guests: Economic Development Manager Bryan Haywood, representing Assistant City Manager Philip Sanders, ICVB Senior Convention Services Manager Wendy Foster, Beatriz Campos, Kimberly Kresge, Linda Murray, Hubert Walsh, Barbara Miller – ICVB Convention Services Associate.

Board Chair David Cole called the meeting to order at 11:45 a.m. and inquired if there were any citizen comments; there were none.

CONSENT AGENDA

- Approve the ICVB Board of Directors meeting minutes from April 25, 2022
- Accept the ICVB Financial Reports for April 2022
- Accept the ICC Financial Reports for April 2022

Cole called for a motion to approve the Consent Agenda as presented. On a motion from Board member William Mahoney and a second from Board member Julia Kang, the motion was unanimously approved.

BOARD REPORTS

Cole asked the Board to keep the Cooperstein family in their prayers with the passing of Chuck Cooperstein's mother. Cole introduced Economic Development Manager Bryan Haywood, representing Chief Financial Officer Bret Starr.

Executive Director Maura Gast reported there is not an update at this time for COVID-19/American Rescue Plan Act information. She will keep the Board posted as information becomes available.

Gast and Cole recognized the following ICVB Convention Services Associates for their service and expressed the appreciation for their superb service in welcoming guests to the City of Irving:

- Beatriz Campos – 10 years
- Kimberly Kresge – 5 years
- Linda Murray – 5 years
- Hubert Walsh – 5 years
- Barbara Miller – 20 years

COMMITTEE REPORTS:

Board and Business Development

- Committee Chair Richard Stewart, Jr. reported the next Committee meeting is scheduled for Friday, June 10 at 9:00 a.m. He encouraged all Board members to attend and participate.

Community Engagement Committee

- Gast gave an update on behalf of Committee Chair Karen Cooperstein. The next meeting is scheduled for July 12 and noted the meetings have been moved to 9:00 a.m. going forward. She thanked all who attended for their support at the City Council meeting during National Travel and Tourism Week.

Destination Development Committee

- Committee Chair Greg Malcolm gave a recap of the May 10 Committee meeting that was held at the Irving Golf Club. Those who attended the lunch meeting met with Director of Golf Eric Wofford. Wofford reported all three Irving high schools use the facility for training and any golfer 17 years of age and under can play for free. This year the Club is planning an addition to the patio and additional seating. The meeting was highly informative.
- The next Committee meeting is scheduled for August 9 at 11:30 a.m.

CITY REPORTS

Mayor Pro Tem and Council liaison Kyle Taylor reported:

- Council held a Strategic Plan Budget Retreat that provided a checklist for future focus items but did not complete addressing all the items. The ICVB and Arts and Culture updates were postponed.
- Williams Square Plaza grand opening was remarkably successful.

Mayor Rick Stopfer reported:

- It is budget season for the City. It has been a wonderful year and the City maintained their Triple A Bond rating.
- Continue to see growth in businesses. The Economic Development team and Chamber of Commerce are doing outstanding work, consistently filling the pipeline with businesses. Most recently Holt Cat Caterpillar is looking to hire more skilled labor.
- Proudly attended a few graduation celebrations at local churches and family homes.
- Main priority for the City is the budget.
- Toyota Music Factory change of management from the ARK Group to Brookfield Asset Management. Teams are in place and looking at some construction projects and businesses to tenant.

City Manager Chris Hillman reported:

- The City reopened the newly renovated Williams Square Plaza on May 20. It was a multiyear process with a lot of coordination and communication across many fields.
- On May 18, City Council approved the transfer agreement to Brookfield Asset Management for Toyota Music Factory. Brookfield is a global organization with many properties that they own and manage. The City is excited about the prospective and resources they bring. It is time for the Toyota Music Factory to go the next level with a mutual agreement on the vision.

- The City held a successful budget retreat with good policy discussions. A second retreat is scheduled for August to present the recommended budget. ARPA dollars will be focused on revenue loss pieces.
- The City's annual financial report is located on the City website and Hillman encouraged everyone to review the report.
- Council approved \$156 million in Capital Improvement Program bonds last month. Projects include:
 - Road to the Future street improvements.
 - Renovations of Southwest and Oak Meadows Parks.
 - Mustang Park Recreation Center expansion.
 - Irving Arts Center new roof.
 - Critical technology upgrades for City facilities.
- Approaching \$500 million worth of active projects. The City is moving forward aggressively.

Discussion was held on impact fees in response to a question from Board member Herb Gears and impact into next budget. Impact fees are governed by Chapter 395 of the Texas Local Government Code, which authorizes impact fees to fund required capital costs for locally provided roadways, water, and wastewater facilities as well as storm water, flood control and drainage facilities. Hillman noted the City has not had impact fees in the past, but recently Council authorized staff to move forward in looking at an impact fees study and bring an update to Council at the June 9 Council meeting. The study will analyze the new development and redevelopment opportunities as a City. There is a strong focus around the Texas Stadium site.

BUREAU MANAGEMENT AND STAFF REPORTS

Bureau Management

- Gast expressed her appreciation to Hillman and team for the support of the Williams Square, Levy Event Plaza, Toyota Music Factory and Water Street. All these areas lead to great opportunities for incoming client experiences.
- She congratulated Greater Irving-Las Colinas Chamber of Commerce President Beth Bowman and Executive Director-Arts and Culture Todd Hawkins on the fantastic grand opening event for Williams Square Plaza. Mary Higbie and the Mustang sculptor were wonderful additions to the event.
- The CVB is in the budget process and looking at the impact of slow pandemic recovery and concerns for possible recession. The CVB staff will give a hyper-conservative approach to the budget and the priority has to be restabilizing CVB funds to protect the department.

Sales and Services

Assistant Executive Director Sales and Services Lori Fojtasek reported:

- April was an exciting month with Club Corp Classic and USA Triathlon Multisport National Championships Festival event, along with other events across the City. Both Club Corp Class (under the name "Invited") and Multi-Sport will be back next year.
- The team hosted the Dallas-Fort Worth Association Executives one day event with lunch at the Convention Center. For clients bringing people to our destination and hotels, the Convention Center is the ultimate way to show what we have to offer. ARPA funds will allow for hosting additional events.
- The Sales team is traveling to hospitality trade shows. They are quality shows and seem to be back in full swing.

- Hosting TSAE (Texas Society-Association Executives) Annual Conference September 9-13. The Convention Services team has put together spectacular receptions, dinners, and outings. Board volunteers may be recruited to make it an over-the-top event.
- The Sales team is ahead of pace, but the Corporate market is struggling the most. Once Corporate business comes back, in addition to the weekend business that we have built, Irving should be in a good spot.
- Fojtasek added her congratulations to the Convention Services team on their service awards. They are representatives of the CVB and always who the client sees the most.

Marketing and Communications

Assistant Executive Director Marketing and Communications Diana Pfaff reported:

- April produced record number of website visits and blog pageviews.
- Social media added 1,817 additional followers and likes bringing the total influence to 130,594.
- Staycation Campaign generated 7,241 hotel referrals in April, and in the past twelve months has generated over \$30 million in Potential Economic Value.
- Promoted Content Campaign, which highlights local businesses through the ICVB blog and social media, generated 54,148 post engagements and 5,690 blog visits.
- OTA Campaign with Expedia has generated 3,060 hotel bookings, 6,820 room nights and \$890,917 in hotel revenue.
- Included in the packet is an article written by a 5th grade student at momentous School from the Club Corp Classic event. The article interviewed Pfaff and included Gast's "visitor building blocks."
- Photographs from the Selfie Cube at the USA triathlon Multisport Festival are in the packet.
- Pfaff congratulated the City on the fabulous job of renovating Williams Square Plaza and the iconic Mustangs.
- The "Invited" celebrity event is scheduled for April 20-23, 2023.
- Gast gave a shout-out to Hillman, Taylor, Cole, Councilman Oscar Ward, and Board Vice Chair Bob Bouregeois for volunteering at the USA Triathlon Multisport Festival as race starters.

Administration and Finance

Assistant Executive Director Administration and Finance Susan Rose reported:

- AirDNA Report for April shows 487 available listings in Irving, which was a 5.4% decrease in listings over last year's figure of 515.
- Average Daily Rate for April was \$207.03, a decrease of 3.62% over last year.
- Occupancy was 62.3%, a decrease of 3.05% compared to last year.
- Hotel comparable set reports Average Daily Rate for April of \$111.97, an increase of 17.15% from last year, with Occupancy 3.02% over last year at 63.1%.
- The ICVB held an office clean-up event last week and reorganized, purged, and cleaned every storage space in the office.
- April Stallings, the ICVB Visitor Services Coordinator, is leaving us in June for an incredible opportunity with Charles Schwab at their campus in West Lake. She has been part of the "family" since the Convention Center opened. Short- and long-term plans to fill the position has begun.
- The budget process is top of mind for the department.

CONVENTION CENTER MANAGEMENT

General Manager Tom Meehan reported:

- The building has been under a clean-up project, and it showed a lot of history and use.
- Financially, April was a good month with 22 events. The event type is different than the record-setting pace of 2019 pre-pandemic. Corporate business is not back which makes catering numbers suffer. There are more public shows, and those events are rental and concession income only.
- Rest of the year forecast is positive.
- There have been 118 events year-to-date, compared to 29 last year.
- There were 25,760 visitors this month. To date 84,515 visitors, compared to last year 25,000.
- Four surveys were completed in April and several in May. Survey results report a 95.4% satisfaction rate for the year.
- Businesses executing agreements are fighting for space in January-March 2023. The calendar is packed, and space is limited. The booking pattern is coming back strong.
- Signed 19 agreements this month for future and 136 to date.
- The crosswalk project from the Convention Center to the Westin Convention Center Hotel is completed and provides safe travel across the street. Another crosswalk will be installed at the Convention Center garage end of the building.
- There are 24 events in May. Next week A-kon Convention that had a large amount of planning involved and then followed with a corn hole tournament.
- Challenge in hiring staff continues.

In response to a question from Board member Michael Basoco, Meehan noted details are being completed for the location of monument signage.

INDUSTRY PARTNERS

Hotel Industry Updates

Board member Greg Malcolm reported on the STR report for the City of Irving:

- April reported 74.5% Occupancy, with weekends strong at 78.3% and weekdays at 73.5%.
- Average Daily Rate shows \$118.59, and RevPAR was \$88.29.
- Hotels in South Irving report Occupancy for April at 82.5%, Average Daily Rate of \$136.93 and RevPAR at \$109.29.
- May is strong with 82% occupancy and Average Daily Rate of \$136.00.
- Hilton Garden Inn DFW South is reporting 82% Occupancy.

Board member Nydia Hoskins reported for the Omni Las Colinas:

- Thanked everyone for their support of the summer kick-off party.
- April was a banner month on many fronts with Food & Beverage and room nights only \$200,000 off budget.
- Short-term contracts are in demand.
- April finished at 70% Occupancy, Average Daily Rate of \$205.47 and RevPAR at \$105.30, a 52% change year-over-year.
- New Chairman of Omni Peter Strebel and Kurt Alexander has been appointed president of the company. Strebel will be involved on a global consulting basis. Hoskins is excited about the new direction.
- Guest room renovations have been approved, but still facing challenges of supply chain issues.
- Ballroom and public space area will be renovated as well, hopefully by the end of the year.

Restaurant Industry

Cole reported:

- Mattito's Restaurant closed and moved to Flower Mound location.
- The Restaurant Revitalization Fund failed to pass the Senate.

PARTNER ORGANIZATION AND STAKEHOLDER REPORTS

DCURD

Board member Dallas Burke reported:

- Progress on waterway maintenance plan is progressing well ahead of schedule for the year.
- Work continues the storm water pump station emergency generator project, despite supply chain delays. Installation has been completed and project is moving into its final phase with completion scheduled by the end of summer.
- Irving Flood Control District III – several major maintenance items, including a new sluice gate system and repair of the pump station discharge pipes.
- Irving Flood Control District I – received a glowing review from the Army Corps of Engineers and passing grade on the annual levee inspection.

Irving-Las Colinas Chamber of Commerce

Chamber Chair John Nicks reported:

- Corporate travel is starting to come back but not close to 2019 numbers. Air travel is packed, and load factors are high.
- Economic team reporting seven recruiting/retention wins, three of which are corporate headquarters and one international, year-to-date 500 jobs and \$90 million in capital investment.
- Seven ribbon cuttings in the month.
- Hosted Washington DC Fly-in event with several Congressional members and staff.
- Chamber Five Star Mixer tomorrow at 4:30 p.m., hosted by CUBExec Las Colinas.
- June 1 Coffee Break presents "Best Applications for Small Businesses"
- The Chamber website lists all Chamber and Community events.

Irving Arts and Culture

Irving Arts Board Chair Kelly O'Briant reported:

- Registration for Art Adventure Camp is open. The first camp begins Monday, June 13.
- Two Theater Camps; July 25-29 and August 1-5. The students will create, write, and perform an original production guided by professionals from Chicago's own award-winning *Child's Play Touring Theater*.
- Starting in June, the second weekend of every month will be filled with Family Fundays. Free day of activities for the entire family and is sponsored by the Friends of the Irving Museums.
- Arts Center showcases the 37th Annual Texas and Neighbors Exhibition, with 86 pieces from 83 artists from Texas, Oklahoma, New Mexico, Louisiana and Arkansas.
- The exhibit for the show, *Billy Hassel: Continuum* is also exhibited in the Focus gallery.
- Irving Archives and Museums is currently featuring *Pleibol: In the Barrios and the Big Leagues*. The Smithsonian exhibition will be on display until June 19.
- June 29 through the end of July the museum is featuring an exhibit celebrating Irving's Great Flag Caper.

Las Colinas Association

Board member Hammond Perot reported:

- Williams Square Plaza opening events were incredible and the plaza looks fantastic. The first meeting was held in 2017 to start initiating the process on the project. He expressed his appreciation to the City for their efforts.
- The Las Colinas Bowl-a-thon event will be held Wednesday, September 14 from 6:00-9:00 p.m. at Pinstack Las Colinas, benefitting Irving Family Advocacy Center.
- LCA annual operations assessment invoices will be distributed this week and reflects the first-rate reduction on member assessments in 25 years.
- Audit for security and alarm monitoring operations is being completed.
- Way Finding Project update – Las Colinas Association will maintain, replace, and repair signs owned by the City. A few signs have been repaired and replaced and monument signs will be highlighted with landscaping. There have been positive comments on the project.

Cole gave a shout-out to Irving Cares on their 65th birthday.

With no further discussion, the meeting was adjourned at 12:53 p.m.

Respectfully submitted,



Maura Allen Gast, FCDME
Executive Director



ICVB
FINANCIAL STATEMENTS

For Period Ending:
May 2022



2201 - ICVB GENERAL
MONTHLY BALANCE SHEET
MAY 2022

Assets

Cash and equivalents	5,353,853.30
Investments	3,030,400.00
Receivables	3,346.00

Total Assets	<u>8,387,599.30</u>
---------------------	----------------------------

Liabilities

Accounts payables	1,746.75
Unearned revenue	7,850,390.81
Total Liabilities	<u>7,852,137.56</u>

Fund Balance (Budgetary basis)

Reserve for encumbrances	848,188.58
Unreserved	(312,726.84)

Total Fund Balance	<u>535,461.74</u>
---------------------------	--------------------------

Total Liabilities and Fund Balance	<u>8,387,599.30</u>
---	----------------------------



IRVING CONVENTION AND VISITORS BUREAU - GENERAL FUND
MONTHLY FINANCIAL REPORT
MAY 2022

Code	Account	MTD Actual	YTD Actual	Revised Budget	YTD %	Encumbered	Available
REVENUE							
L3 - HOTEL/MOTEL TAX							
	CURRENT YEAR	684,193.74	3,320,449.86	5,397,466.00	61.5%	0.00	2,077,016.14
	PENALTY AND INTEREST	6,664.41	7,937.92	0.00	100.0%	0.00	(7,937.92)
	PRIOR YEAR	0.00	122,879.35	0.00	100.0%	0.00	(122,879.35)
	SHORT-TERM RENTALS	4,323.04	24,155.50	0.00	100.0%	0.00	(24,155.50)
	TOTAL HOTEL/MOTEL TAX	695,181.19	3,475,422.63	5,397,466.00	64.4%	0.00	1,922,043.37
M1 - INTERGOVERNMENTAL							
	RECEIPTS FROM FEDERAL GOVMT (ARPA)	0.00	0.00	7,398,345.00	0.0%	0.00	7,398,345.00
M4 - INVESTMENT INCOME							
		778.56	1,325.11	3,000.00	44.2%	0.00	1,674.89
M5 - MISCELLANEOUS							
		0.00	11,686.78	30,000.00	39.0%	0.00	18,313.22
TOTAL REVENUE		695,959.75	3,488,434.52	12,828,811.00	27.2%	0.00	9,340,376.48
EXPENDITURES							
N1 - SALARIES							
		196,464.24	1,454,026.08	2,617,580.00	55.5%	0.00	1,163,553.92
N2 - BENEFITS							
		36,435.10	339,036.52	587,842.99	57.7%	0.00	248,806.47
N4 - SUPPLIES							
		1,233.38	58,699.66	124,988.00	47.0%	12,328.00	53,960.34
O1 - UTILITIES (COMMUNICATIONS)							
		2,099.12	10,655.14	26,100.00	40.8%	0.00	15,444.86
O3 - OUTSIDE SERVICES							
	FREIGHT	308.65	618.06	3,000.00	20.6%	0.00	2,381.94
	MARKETING AND SALES RESOURCES	20,433.03	40,940.96	46,380.00	88.3%	0.00	5,439.04
	MEDIA ADVERTISING	42,720.91	345,747.04	582,399.80	59.4%	230,532.50	6,120.26
	POSTAGE EQUIPMENT RENTAL	0.00	1,324.32	2,650.00	50.0%	662.16	663.52
	PROFESSIONAL SERVICES	21,918.67	1,385,886.14	3,170,901.00	43.7%	533,907.42	1,251,107.44
	PROPERTY MANAGEMENT SERVICES	0.00	698,000.00	1,395,000.00	50.0%	0.00	697,000.00
	TOTAL OUTSIDE SERVICES	85,381.26	2,472,516.52	5,200,330.80	47.5%	765,102.08	1,962,712.20
O4 - TRAVEL - TRAINING - DUES							
	TRAVEL AND TRAINING	42,612.80	138,565.78	511,000.00	27.1%	22,945.00	349,489.22
	MILEAGE REIMBURSEMENT	78.04	132.52	2,500.00	5.3%	0.00	2,367.48
	MEMBERSHIP AND DUES	2,601.00	33,236.90	53,000.00	62.7%	0.00	19,763.10
	TOTAL TRAVEL - TRAINING - DUES	45,291.84	171,935.20	566,500.00	30.4%	22,945.00	371,619.80
O5 - CLAIMS AND INSURANCE							
		69,022.50	103,533.75	138,045.00	75.0%	0.00	34,511.25
O7 - MISCELLANEOUS EXPENSES							
	ADM COST REIMBURSEMENT	27,807.25	139,016.91	215,898.00	64.4%	0.00	76,881.09
	BUSINESS DEV INCENTIVE PROG	23,076.00	123,683.13	500,000.00	24.7%	0.00	376,316.87
	CONVENTION SERVICES MATERIALS	308.75	45,534.13	92,803.83	49.1%	1,813.50	45,456.20
	EVENT SPONSORSHIPS	0.00	75,727.50	138,800.00	54.6%	26,000.00	37,072.50
	ICVB VOLUNTEER PROGRAM	0.00	540.00	5,000.00	10.8%	0.00	4,460.00
	LOCAL PROGRAMS-PROMOTIONS	7,815.33	124,309.77	600,500.00	20.7%	20,000.00	456,190.23
	TOTAL MISCELLANEOUS EXPENSES	59,007.33	508,811.44	1,553,001.83	32.8%	47,813.50	996,376.89
P1 - CAPITAL EXPENDITURES							
		0.00	0.00	111,353.00	0.0%	0.00	111,353.00
P5 - TRANSFERS OUT							
	TRSF TO ICVB RESERVE	0.00	0.00	500,000.00	0.0%	0.00	500,000.00
	TRSF TO ICVB CONV CENTER	0.00	0.00	363,000.00	0.0%	0.00	363,000.00
	TRSF TO POB RISK MITIGATION	0.00	0.00	23,139.00	0.0%	0.00	23,139.00
	TRSF TO GENERAL DS FUND	0.00	0.00	90,306.00	0.0%	0.00	90,306.00
	TOTAL TRANSFERS OUT	0.00	0.00	976,445.00	0.0%	0.00	976,445.00
TOTAL EXPENDITURES		494,934.77	5,119,214.31	11,902,186.62	43.0%	848,188.58	5,934,783.73

Beginning Fund Balance	2,166,241.53
Revenues	3,488,434.52
Expenditures	(5,119,214.31)
Ending Fund Balance	535,461.74

NOTE:
EXPENDITURES INCLUDE PAYMENTS MADE FROM HOTEL TAX AND ARPA FUNDS.
PLEASE REFER TO THE MONTHLY CHECK REGISTER FOR A BREAKDOWN EXPENDITURES BY TYPE.



2204 - ICVB CONV CENTER RESERVE / CIP
MONTHLY BALANCE SHEET
MAY 2022

Assets

Cash and equivalents	1,248,846.09
Investments	1,603,000.00

Total Assets	<u>2,851,846.09</u>
---------------------	----------------------------

Liabilities

Unearned revenue	2,959,732.65
------------------	--------------

Total Liabilities	<u>2,959,732.65</u>
--------------------------	----------------------------

Fund Balance (Budgetary basis)

Reserve for encumbrances	0.00
--------------------------	------

Unreserved	(107,886.56)
------------	--------------

Total Fund Balance	<u>(107,886.56)</u>
---------------------------	----------------------------

Total Liabilities and Fund Balance	<u>2,851,846.09</u>
---	----------------------------



IRVING CONVENTION AND VISITORS BUREAU - ICC RESERVE / CIP FUND
MONTHLY FINANCIAL REPORT
MAY 2022

Code	Account	MTD Actual	YTD Actual	Revised Budget	YTD %	Encumbered	Available
REVENUE							
M1 - INTERGOVERNMENTAL							
	RECEIPTS FROM FEDERAL GOVMT (ARPA)	0.00	0.00	2,878,667.00	0.0%	0.00	2,878,667.00
M4 - INVESTMENT INCOME		400.87	876.52	500.00	175.3%	0.00	(376.52)
M5 - MISCELLANEOUS		21,924.37	1,175,394.96	1,264,000.00	93.0%	0.00	88,605.04
M6 - TRANSFER FROM ICVB GENERAL		0.00	0.00	363,000.00	0.0%	0.00	363,000.00
TOTAL REVENUE		22,325.24	1,176,271.48	4,506,167.00	26.1%	0.00	3,329,895.52
EXPENDITURES							
N4 - SUPPLIES		0.00	183,222.24	434,794.00	42.1%	0.00	251,571.76
N7 - STRUCTURE MAINTENANCE		37,924.37	267,300.96	264,000.00	101.3%	0.00	(3,300.96)
O3 - OUTSIDE SERVICES		2,951.50	148,227.54	362,000.00	40.9%	0.00	213,772.46
O4 - TRAVEL / TRAIN / DUES		14,150.00	26,059.33	35,000.00	74.5%	0.00	8,940.67
P1 - CAPITAL EXPENDITURES		17,829.00	1,336,175.43	2,046,873.00	65.3%	0.00	710,697.57
TOTAL EXPENDITURES		72,854.87	1,960,985.50	3,142,667.00	62.4%	0.00	1,181,681.50

Beginning Fund Balance	676,827.46
Revenues	1,176,271.48
Expenditures	(1,960,985.50)
Ending Fund Balance	(107,886.56)

NOTE:
EXPENDITURES INCLUDE PAYMENTS MADE FROM HOTEL TAX AND ARPA FUNDS.
PLEASE REFER TO THE MONTHLY CHECK REGISTER FOR A BREAKDOWN EXPENDITURES BY TYPE.



Irving Convention and Visitors Bureau
Check Register
May 2022

Check #	Check Date	Line Item Description	Check Amount	
			ARPA	HOT Tax
80062340	5/5/2022	AJR MEDIA GROUP MEDIA ADVERTISING ADVERTISING - TOURTEXAS.COM 495.00	495.00	
80062341	5/5/2022	AUTOMOBILE CLUB OF SOUTHERN CALIFORNIA MEDIA ADVERTISING ADVERTISING 5,500.00	5,500.00	
80062342	5/5/2022	BH DFW PROPERTY LP BUSINESS DEV INCENTIVE PROG HEART OF TEXAS H.O.T. LINE DANCE EVENT/APRIL 2022 2,915.00	2,915.00	
80062343	5/5/2022	EX DALLAS LP BUSINESS DEV INCENTIVE PROG COLORADO ROCKIES VS TEXAS RANGERS/APRIL 2022 730.00	730.00	
80062344	5/5/2022	IMAGO MEDIA, INC. MEDIA ADVERTISING ADVERTISING 321.50	321.50	
80062345	5/5/2022	NORTHSTAR TRAVEL MEDIA, LLC MEDIA ADVERTISING ADVERTISING 6,000.00	6,000.00	
80062346	5/5/2022	ROSE, SUSAN COMMUNICATIONS MAR 2022 - CELL 43.58		43.58
80062347	5/5/2022	DFW H38 OWNER LLC BUSINESS DEV INCENTIVE PROG ALL ELITE WRESTLING DALLAS/APRIL 2022 1,265.00	1,265.00	
80062348	5/5/2022	SMG OFFICE MACHINERY APC BATTERY BACKUP / PRINT SERVER SOFTWARE 17,829.00 PROFESSIONAL SERVICES APC BATTERY BACKUP / PRINT SERVER SOFTWARE 2,951.50	20,780.50	
80062349	5/5/2022	SOTO, MONICA COMMUNICATIONS CELL PHONE - MARCH 2022 25.00 COMMUNICATIONS CELL PHONE - APRIL 2022 25.00		50.00
80062350	5/12/2022	AMERICAN EXPRESS TRAVEL RELATED SERVICES CO, INC ACCOUNTS PAYABLE APR 2022 - RECEIPTS 57,514.79	56,055.44	1,459.35
80062351	5/12/2022	CHRISTIAN MEETINGS & CONVENTIONS ASSOC, LLC MEDIA ADVERTISING ADVERTISING 425.00	425.00	
80062352	5/12/2022	CSC HOLDINGS, LLC BUSINESS DEV INCENTIVE PROG DFW CHURCH/APRIL 2022 835.00	835.00	
80062353	5/12/2022	CUTTS, SUSAN PROFESSIONAL SERVICES DATA ENTRY SERVICES - APR 25 - MAY 06, 2022 675.00	675.00	
80062354	5/12/2022	PIM HIGHLAND TRS CORPORTATION BUSINESS DEV INCENTIVE PROG RESOURCE MANAGEMENT GLOBAL SYMPOSIUM/APR 1,268.00	1,268.00	
80062355	5/12/2022	FEDERAL EXPRESS CORPORATION FREIGHT SHIPPING 7.19 FREIGHT SHIPPING 38.51 FREIGHT SHIPPING 14.73 FREIGHT SHIPPING 9.96		70.39
80062356	5/12/2022	FIRED UP BRANDS, INC PROFESSIONAL SERVICES ICVB STAFF TRAINING 3,333.33	3,333.33	
80062357	5/12/2022	EX DALLAS LP BUSINESS DEV INCENTIVE PROG TEXSOM/THE COURT OF MASTER SOMMELIERS/MAR 1,860.00 BUSINESS DEV INCENTIVE PROG SURGICAL INFECTION SOCIETY CONFERENCE/APR 2022 1,724.00 BUSINESS DEV INCENTIVE PROG ATLANTA BRAVES VS TEXAS RANGERS/MAY 2022 1,135.00 BUSINESS DEV INCENTIVE PROG HOUSTON ASTROS BASEBALL CLUB/APRIL 2022 1,460.00	6,179.00	
80062358	5/12/2022	EX DALLAS LP MEMBERSHIPS, CERTS, & LICENSES MAY 2022 926.00		926.00
80062359	5/12/2022	GUARANTEED EXPRESS, INC. FREIGHT LOCAL DELIVERY SERVICE 123.61		123.61



Irving Convention and Visitors Bureau
Check Register
May 2022

Check #	Check Date	Line Item Description	Check Amount	
			ARPA	HOT Tax
80062360	5/12/2022	IPROMOTEU.COM, INC.	16,029.68	
		MARKETING RESOURCES CLUBCORP SWAG - GOLF TEES POLYBAG COMBO PACK	556.45	
		MARKETING RESOURCES CLUBCORP SWAG - LOGO IMPRINTED GOLF BALLS	2,809.52	
		MARKETING RESOURCES CLUBCORP SWAG - OCTOPOWER SILVER	1,448.83	
		MARKETING RESOURCES CLUBCORP SWAG - STYLUS, WRITING, USB PEN	1,337.36	
		MARKETING RESOURCES CLUBCORP SWAG - MULTI CHARGING CABLES	847.83	
		MARKETING RESOURCES CLUBCORP SWAG - MINI ME BLUETOOTH SPEAKER	1,849.83	
		MARKETING RESOURCES CLUBCORP SWAG - SUNSCREEN	818.20	
		MARKETING RESOURCES CLUBCORP SWAG - M-CLIP	549.83	
		MARKETING RESOURCES CLUBCORP SWAG - 60" USB EXTENDER CORD	614.30	
		MARKETING RESOURCES CLUBCORP SWAG - PHONE SCREEN CLEANER	721.62	
		MARKETING RESOURCES CLUBCORP SWAG - CABLEKEEPER	876.94	
		MARKETING RESOURCES CLUBCORP SWAG - FOLIO TECH ORGANIZER	2,657.10	
		MARKETING RESOURCES CLUBCORP SWAG - 16 GB USB	941.87	
80062361	5/12/2022	IRVING - LAS COLINAS ROTARY CLUB		40.00
		MEMBERSHIPS, CERTS, & LICENSES APRIL 2022	40.00	
80062362	5/12/2022	TECHNICAL SALES & SERVICES, INC.	13,769.09	
		CONVENTION SERVICES MATERIALS TSS-373 NAME BADGE HOLDERS	13,769.09	
80062363	5/12/2022	MALONEY STRATEGIC COMMUNICATION INC	9,962.70	
		PROFESSIONAL SERVICES 2022 ICVB USA TRIATHLON SELFIE CUBE	9,962.70	
80062364	5/12/2022	MANUSAMA, DEBORA CHRISTY	1,030.50	
		PROFESSIONAL SERVICES DIGITAL CONTENT SPECIALIST	1,030.50	
80062365	5/12/2022	MEETING PROFESSIONALS INTERNATIONAL	5,875.00	
		MEDIA ADVERTISING ADVERTISING	5,875.00	
80062366	5/12/2022	HCD DALLAS CORPORATION	1,080.00	
		BUSINESS DEV INCENTIVE PROG SENPA CONFERENCE/APRIL 2022	1,080.00	
80062367	5/12/2022	HCD DALLAS CORPORATION	4,260.00	
		BUSINESS DEV INCENTIVE PROG ASSOCIATION OF EARLY LEARNING LEADERS/APR 2022	4,260.00	
80062368	5/12/2022	TEXAS DEPARTMENT OF TRANSPORTATION	869.25	
		MEDIA ADVERTISING ADVERTISING - TEXAS EVENTS CALENDAR	869.25	
80062369	5/12/2022	TUCKER & ASSOCIATES, LLC	4,000.00	
		PROFESSIONAL SERVICES MONTHLY RETAINER - MAY 2022	4,000.00	
80062370	5/12/2022	WFAA-TV INC	5,499.99	
		MEDIA ADVERTISING ADVERTISING	5,499.99	
80062371	5/19/2022	BOYER JAUDES, CAROL		50.38
		LOCAL PROGRAMS-PROMOTIONS MAR 2022 - MISC	50.38	
80062372	5/19/2022	CELLCO PARTNERSHIP		329.02
		COMMUNICATIONS APRIL 2022	159.43	
		COMMUNICATIONS APRIL 2022	93.33	
		COMMUNICATIONS APRIL 2022	76.26	
80062373	5/19/2022	DIPIETRO, KATHERINE	50.00	150.00
		COMMUNICATIONS MAR 2022 - CELL	75.00	
		TRAVEL AND TRAINING SALES CALLS MAR 2022	20.00	
		TRAVEL AND TRAINING RCMA 2022	30.00	
		COMMUNICATIONS FEB 2022 - CELL	75.00	
80062374	5/19/2022	FEDERAL EXPRESS CORPORATION		114.65
		FREIGHT SHIPPING	67.75	
		FREIGHT SHIPPING	46.90	
80062375	5/19/2022	GAST, MAURA	25.00	
		TRAVEL AND TRAINING CDME BOARD - SPRING CLASSES 2022	25.00	
80062376	5/19/2022	GREENSPRING MEDIA LLC	3,500.00	
		MEDIA ADVERTISING ADVERTISING	3,500.00	



Irving Convention and Visitors Bureau
Check Register
May 2022

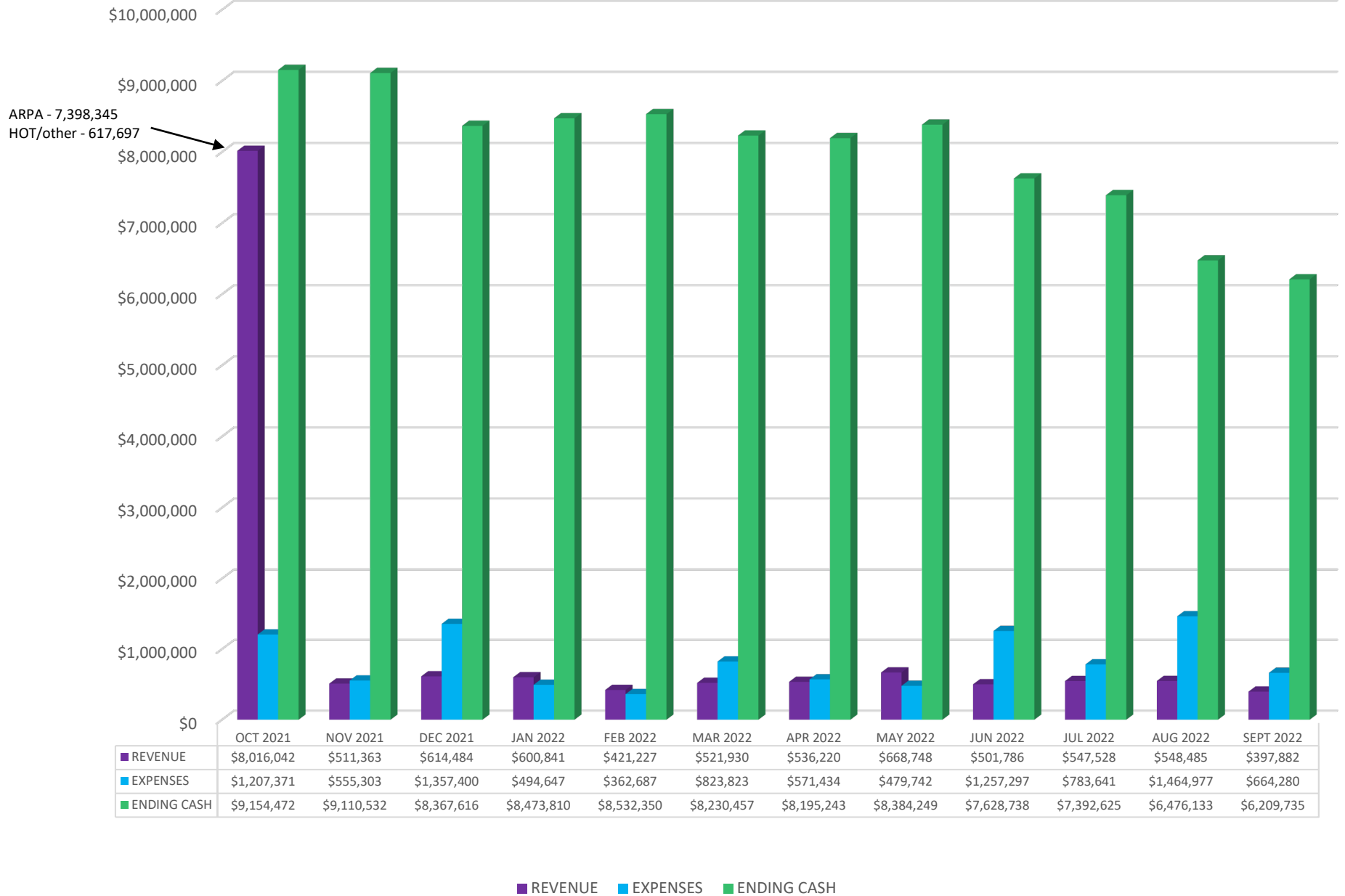
Check #	Check Date	Line Item Description	Check Amount	
			ARPA	HOT Tax
80062377	5/19/2022	HOPKINS, CHERYL COMMUNICATIONS MAR 2022 - CELL	75.00	75.00
80062378	5/19/2022	LAUDA, MARIANNE COMMUNICATIONS MAR 2022 - CELL	75.00	150.00
		COMMUNICATIONS APR 2022 - CELL	75.00	
80062379	5/19/2022	LEVINE, KATHY COMMUNICATIONS APR 2022 - CELL	65.44	65.44
80062380	5/19/2022	LOPEZ, BRENDA COMMUNICATIONS APR 2022 - CELL	75.00	75.00
80062381	5/19/2022	MANSELL, LORI COMMUNICATIONS MAR 2022 - CELL	75.00	75.00
80062382	5/19/2022	PLEASANT TRAVEL HOLDING COMPANY, LLC BUSINESS DEV INCENTIVE PROG PLEASANT HOLIDAYS/APR 2022	303.00	303.00
80062383	5/19/2022	ROBERTS, DEBBIE COMMUNICATIONS FEB 2022 - CELL	75.00	75.00
80062384	5/19/2022	ROSE, SUSAN COMMUNICATIONS APR 2022 - CELL	43.58	43.58
80062385	5/19/2022	DFW H38 OWNER LLC BUSINESS DEV INCENTIVE PROG TABLE TOP GAMERS/MAY 2022	1,526.00	1,526.00
80062386	5/19/2022	SMG BUILDINGS MAINT WESTIN GARAGE RENTAL - MAY 2022	21,924.37	21,924.37
80062387	5/19/2022	SMG TRAVEL AND TRAINING CONFERENCE REGISTRATIONS	14,150.00	14,150.00
80062388	5/19/2022	STODDARD, CAROL COMMUNICATIONS FEB 2022 - CELL	75.00	186.97
		COMMUNICATIONS MAR 2022 - CELL / MILEAGE	75.00	
		MILEAGE REIMBURSEMENT MAR 2022 - CELL / MILEAGE	36.97	
80062389	5/19/2022	WHITE, MONTY COMMUNICATIONS JAN 2022 - CELL	75.00	225.00
		COMMUNICATIONS FEB 2022 - CELL	75.00	
		COMMUNICATIONS MAR 2022 - CELL	75.00	
80062390	5/26/2022	NORTEX HOTEL OPERATING COMPANY, LLC BUSINESS DEV INCENTIVE PROG SPIRIT NETWORK/FEB 2022	65.00	65.00
80062391	5/26/2022	DIPIETRO, KATHERINE COMMUNICATIONS APR 2022 - CELL	75.00	75.00
80062392	5/26/2022	FOJTASEK, LORI COMMUNICATIONS APR 2022 - CELL / MISC / MILEAGE	75.00	121.07
		LOCAL PROGRAMS-PROMOTIONS APR 2022 - CELL / MISC / MILEAGE	5.00	
		MILEAGE REIMBURSEMENT APR 2022 - CELL / MISC / MILEAGE	41.07	
80062393	5/26/2022	FOSTER, WENDY COMMUNICATIONS APR 2022 - CELL	75.00	75.00
80062394	5/26/2022	EX DALLAS LP BUSINESS DEV INCENTIVE PROG BOSTON RED SOX VS TEXAS RANGERS	1,565.00	2,650.00
		BUSINESS DEV INCENTIVE PROG KANSAS CITY ROYALS VS TEXAS RANGERS	1,085.00	
80062395	5/26/2022	INNOVATIVE PACKAGING GROUP INC. SALES RESOURCES VISIT IRVING CUSTOM WHITE TISSUE	711.58	1,423.15
		MARKETING RESOURCES VISIT IRVING CUSTOM WHITE TISSUE	711.57	
80062396	5/26/2022	MALONEY STRATEGIC COMMUNICATION INC PROFESSIONAL SERVICES 2022 ICVB STORAGE FEE - JAN/FEB	410.00	410.00
80062397	5/26/2022	MANSELL, LORI COMMUNICATIONS APR 2022 - CELL	75.00	75.00
		TRAVEL AND TRAINING TSAE OPEN - APR 2022	5.00	



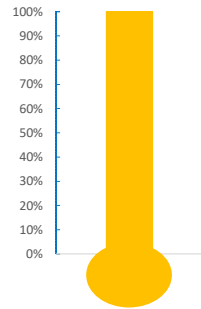
Irving Convention and Visitors Bureau
Check Register
May 2022

Check #	Check Date	Line Item Description	Check Amount	
			ARPA	HOT Tax
80062398	5/26/2022	NAYLOR, LLC	398.65	
		MEDIA ADVERTISING ADVERTISING	99.66	
		MEDIA ADVERTISING ADVERTISING	99.67	
		MEDIA ADVERTISING ADVERTISING	99.66	
		MEDIA ADVERTISING ADVERTISING	99.66	
80062399	5/26/2022	NORTHSTAR TRAVEL MEDIA, LLC	1,650.00	
		MEDIA ADVERTISING ADVERTISING	1,650.00	
80062400	5/26/2022	PRICELINE.COM INTERNATIONAL LIMITED	9,012.52	
		MEDIA ADVERTISING ADVERTISING	9,012.52	
80062401	5/26/2022	ROBERTS, DEBBIE		150.00
		COMMUNICATIONS MAR 2022 - CELL	75.00	
		COMMUNICATIONS APR 2022 - CELL	75.00	
80062402	5/26/2022	SMG	16,000.00	
		BUILDINGS MAINT PARKING GARAGE STAIRWAY PAINTING	16,000.00	
80062403	5/26/2022	STALLINGS, APRIL		67.50
		COMMUNICATIONS CELL PHONE - MAY 2022	67.50	
80062404	5/26/2022	STAPLES		272.52
		OFFICE SUPPLIES OFFICE SUPPLIES	84.44	
		OFFICE SUPPLIES OFFICE SUPPLIES	188.08	
80062405	5/26/2022	TEXAS DEPARTMENT OF TRANSPORTATION	2,679.00	
		MEDIA ADVERTISING ADVERTISING - TEXAS HIGHWAYS	2,679.00	
80062406	5/26/2022	TUNGETT, MATT		75.00
		COMMUNICATIONS APR 2022 - CELL	75.00	
		Total Number of Invoices	108	
		Total Number of Checks	67	
			250,164.73	223,001.30
			89.1%	27,163.43
				10.9%

Irving Convention and Visitors Bureau
FY22 Cash Flow
May 2022



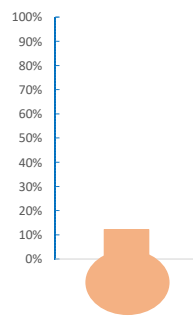
**REPAYMENT OF FY21 LOAN
FROM CITY**



GOAL: \$500,000
ACHIEVED: \$500,000

FY22 YEAR END GOAL
N/A

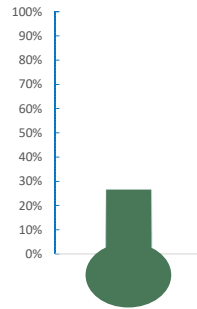
COMBINED FUNDS



GOAL: \$10,500,000
CURRENT: \$428,493

FY22 YEAR END GOAL
\$3,500,000

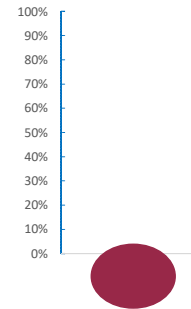
GENERAL FUND



GOAL: \$2,000,000
CURRENT: \$535,462

FY22 YEAR END GOAL
\$2,000,000

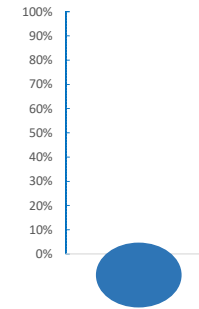
CATASTROPHIC RESERVE



GOAL: \$5,000,000
CURRENT: \$710

FY22 YEAR END GOAL
\$500,000

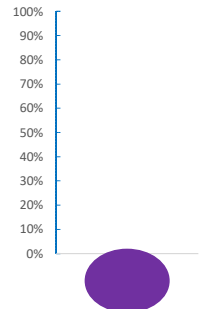
COMPUTER FUND



GOAL: \$500,000
CURRENT: \$207

FY22 YEAR END GOAL
N/A

ICC RESERVE/CIP FUND



GOAL: \$3,000,000
CURRENT: <\$107,886>

FY22 YEAR END GOAL
\$1,000,000



Date Distributed: June 17, 2022

Monthly Financial Summary

For Period Ending May 31, 2022

	October	November	December	January	February	March	April	May	June	July	August	September	Total
Event Income													
Direct Event Income													
Rental Income	84,120	97,552	38,325	127,975	82,275	143,319	141,320	156,425	213,375	116,000	182,575	110,525	1,493,786
Service Income	38,043	41,347	22,029	29,134	30,944	75,707	33,636	66,668	23,000	22,000	26,600	26,100	435,206
Service Expenses	(55,054)	(59,933)	(27,912)	(47,174)	(46,087)	(94,789)	(70,999)	(103,724)	(50,000)	(50,000)	(50,000)	(50,000)	(705,672)
Total Direct Event Income	67,109	78,967	32,442	109,935	67,132	124,237	103,957	119,369	186,375	88,000	159,175	86,625	1,223,319
Ancillary Income													
F & B Concessions	16,413	39,965	11,425	33,076	14,921	17,438	30,507	4,666	25,000	1,500	5,000	10,000	209,910
F & B Catering	111,491	199,961	146,540	130,994	143,660	233,529	197,441	264,090	249,502	140,372	165,300	362,292	2,345,172
Parking: Self Parking	37,393	55,938	17,618	30,735	32,981	31,574	33,834	38,650	17,917	16,605	18,392	19,065	350,702
Electrical Services	10,160	4,790	2,600	4,125	5,955	35,612	1,105	7,745	6,250	6,250	7,750	6,250	98,592
Audio Visual	-	162	(0)	(0)	(1,181)	(900)	0	1,600	-	-	-	-	(320)
Internet Services	1,445	(140)	105	(820)	350	630	6,900	1,314	-	-	-	-	9,783
Total Ancillary Income	176,902	300,676	178,288	198,110	196,686	317,883	269,787	318,065	298,669	164,727	196,442	397,607	3,013,840
Total Event Income	244,011	379,642	210,730	308,045	263,818	442,120	373,744	437,434	485,044	252,727	355,617	484,232	4,237,165
Other Operating Income	59,701	46,198	47,409	39,897	48,876	70,848	81,952	89,546	46,424	46,424	46,424	46,424	670,124
ICVB Operating Subsidy			348,000			350,000			348,750			348,250	1,395,000
Adjusted Gross Income	303,712	425,841	606,139	347,942	312,694	862,968	455,696	526,980	880,219	299,151	402,041	878,906	6,302,289
Operating Expenses													
Employee Salaries and Wages	170,316	181,153	174,735	177,058	172,087	184,697	195,520	188,876	196,320	196,320	196,320	252,300	2,285,701
Benefits	48,886	47,313	48,014	54,607	51,576	59,290	(28,541)	60,049	61,164	61,164	61,164	61,164	585,850
Less: Event Labor Allocations	(5,711)	(6,778)	(3,582)	(3,504)	(5,279)	(3,660)	(5,356)	(6,093)	(7,500)	(7,500)	(7,500)	(7,500)	(69,963)
Net Employee Wages and Benefits	213,491	221,688	219,167	228,161	218,384	240,327	161,623	242,832	249,984	249,984	249,984	305,964	2,801,588
Contracted Services	62,204	56,194	89,302	57,582	62,085	59,711	61,491	60,886	65,038	65,038	65,038	65,038	769,609
General and Administrative	42,538	94,338	(38,562)	40,894	19,098	19,179	13,614	46,984	40,576	41,251	40,266	127,493	487,669
Operations	29,106	25,867	20,351	21,016	27,250	27,165	33,900	36,765	24,527	24,527	24,527	24,674	319,675
Repair & Maintenance	46,573	41,920	38,218	39,912	55,278	40,846	30,583	60,265	32,042	32,042	32,042	40,042	489,763
Supplies	10,689	7,687	7,347	12,977	8,055	17,697	10,968	27,944	9,041	9,041	9,041	8,779	139,267
Insurance	4,761	5,305	5,561	5,994	5,195	4,876	8,230	5,427	8,230	8,230	8,230	8,230	78,269
Utilities	49,414	40,756	43,366	44,237	43,028	49,006	42,854	51,873	43,333	43,333	43,333	81,767	576,298
Other	516	41,144	1,309	353	49	174	224	1,719	42	42	42	42	45,657
SMG Management Fees	26,985	35,662	28,761	31,555	30,322	36,668	37,031	40,334	39,128	27,851	30,235	46,805	411,337
Total Operating Expenses	486,277	570,560	414,820	482,681	468,744	495,649	400,518	575,028	511,941	501,339	502,738	708,834	6,119,132
Net Income (Loss) From Operations	(182,565)	(144,720)	191,319	(134,739)	(156,050)	367,319	55,178	(48,048)	368,278	(202,188)	(100,697)	170,072	183,157
Net Income After Other Income (Expenses)	(182,565)	(144,720)	191,319	(134,739)	(156,050)	367,319	55,178	(48,048)	368,278	(202,188)	(100,697)	170,072	183,157

ASM - Irving Convention Center
Financial Statements Monthly Highlights
For the Month Ending May 31, 2022

	Current Actual	Current Budget	Variance	Prior Year Actual
Attendance	17,016	3,400	13,616	9,620
Events	22	6	16	15
Event Days	34	13	21	41
Direct Event Income	119,369	105,550	13,819	141,088
Ancillary Income	318,065	224,127	93,938	109,190
	<hr/>	<hr/>	<hr/>	<hr/>
Total Event Income	437,434	329,677	107,757	250,278
Other Operating Income	89,546	66,421	23,125	34,031
	<hr/>	<hr/>	<hr/>	<hr/>
Adjusted Gross Income	526,980	396,098	130,882	284,309
Indirect Expenses	(575,028)	(492,257)	(82,771)	(335,610)
	<hr/>	<hr/>	<hr/>	<hr/>
Net Income (Loss) From Operations	<u>(48,048)</u>	<u>(96,159)</u>	<u>48,111</u>	<u>(51,301)</u>

ASM - Irving Convention Center
Financial Statements Year to Date Highlights
For the Eight Months Ending May 31, 2022

	Year to Date Actual	Year to Date Budget	Variance	Prior YTD Actual
Attendance	110,115	87,915	22,200	34,933
Events	140	91	49	44
Event Days	232	184	48	125
Direct Event Income	703,162	710,755	(7,593)	511,551
Ancillary Income	1,956,389	1,432,304	524,085	357,749
Total Event Income	2,659,551	2,143,059	516,492	869,300
Other Operating Income	484,428	531,368	(46,940)	219,815
Adjusted Gross Income	3,143,979	2,674,427	469,552	1,089,115
Indirect Expenses	(3,894,273)	(3,931,350)	37,077	(2,859,448)
Net Income (Loss) From Operations	(750,294)	(1,256,923)	506,629	(1,770,333)

ASM - Irving Convention Center
Balance Sheet
May 31, 2022

ASSETS

Current Assets

Cash	\$ 1,244,049
Accounts Receivable	593,997
Prepaid Assets	13,945
Inventory	58,282
	<hr/>

Total Current Assets		1,910,273
----------------------	--	-----------

Total Assets		<hr/> \$ 1,910,273 <hr/>
---------------------	--	---------------------------------

LIABILITIES AND EQUITY

Current Liabilities

Accounts Payable	\$ 691,885
Accrued Expenses	206,985
Deferred Income	0
Advance Ticket Sales/Deposits	1,063,697
Other Current Liabilities	0
	<hr/>

Total Current Liabilities		1,962,567
---------------------------	--	-----------

Long-Term Liabilities

Long Term Liabilites	0
	<hr/>

Total Long-Term Liabilities		0
-----------------------------	--	---

Total Liabilities		1,962,567
-------------------	--	-----------

Equity

Net Funds Received	15,652,139
Retained Earnings	(14,954,139)
Net Income (Loss)	(750,294)
	<hr/>

Total Equity		(52,294)
--------------	--	----------

Total Liabilities & Equity		<hr/> \$ 1,910,273 <hr/>
---------------------------------------	--	---------------------------------

ASM - Irving Convention Center
Income Statement
For the Eight Months Ending May 31, 2022

	Current Month Actual	Current Month Budget	Variance + (-)	Year to Date Actual	Year to Date Budget	Variance + (-)	Year to Date Prior Year
EVENT INCOME							
Direct Event Income							
Rental Income	156,425	111,050	45,375	871,311	748,886	122,425	483,656
Service Revenue	66,668	24,250	42,418	337,505	199,869	137,636	98,694
Service Expenses	(103,724)	(29,750)	(73,974)	(505,654)	(238,000)	(267,654)	(70,799)
Total Direct Event In	119,369	105,550	13,819	703,162	710,755	(7,593)	511,551
Ancillary Income							
F & B Concessions	4,666	5,000	(334)	168,407	75,310	93,097	54,117
F & B Catering	264,090	199,880	64,210	1,427,702	1,150,257	277,445	164,612
Parking	38,650	12,997	25,653	278,725	144,566	134,159	105,520
Electrical Services	7,745	6,250	1,495	72,092	62,171	9,921	33,143
Audio Visual	1,600	0	1,600	(320)	0	(320)	1,007
Internet Services	1,314	0	1,314	9,783	0	9,783	(650)
Total Ancillary Inco	318,065	224,127	93,938	1,956,389	1,432,304	524,085	357,749
Total Event Income	437,434	329,677	107,757	2,659,551	2,143,059	516,492	869,300
OTHER OPERATING INCOME							
Other Income	89,546	66,421	23,125	484,428	531,368	(46,940)	219,815
Total Other Operatin	89,546	66,421	23,125	484,428	531,368	(46,940)	219,815
Adjusted Gross Inco	526,980	396,098	130,882	3,143,979	2,674,427	469,552	1,089,115
INDIRECT EXPENSES							
Salaries & Wages	188,876	210,155	21,279	1,444,441	1,681,240	236,799	1,135,441
Payroll Taxes & Ben	60,049	62,769	2,720	341,198	502,152	160,954	468,806
Labor Allocations to	(6,093)	(26,524)	(20,431)	(39,964)	(212,192)	(172,228)	(11,368)
Net Salaries and Ben	242,832	246,400	3,568	1,745,675	1,971,200	225,525	1,592,879
Contracted Services	60,886	51,732	(9,154)	509,450	413,856	(95,594)	282,199
General and Adminis	46,984	45,001	(1,983)	238,084	385,032	146,948	185,802
Operating	36,765	24,527	(12,238)	221,415	196,216	(25,199)	100,102
Repairs & Maintenan	60,264	32,042	(28,222)	353,595	256,336	(97,259)	181,539
Operational Supplies	27,944	9,041	(18,903)	103,363	73,078	(30,285)	47,484
Insurance	5,427	7,083	1,656	45,349	56,664	11,315	49,639
Utilities	51,873	43,333	(8,540)	364,535	346,664	(17,871)	300,782
Other	1,719	42	(1,677)	45,489	336	(45,153)	(9,097)
ASM Management F	40,334	33,056	(7,278)	267,318	231,968	(35,350)	128,119
Total Indirect Expens	575,028	492,257	(82,771)	3,894,273	3,931,350	37,077	2,859,448

ASM - Irving Convention Center
Income Statement
For the Eight Months Ending May 31, 2022

	Current Month Actual	Current Month Budget	Variance + (-)	Year to Date Actual	Year to Date Budget	Variance + (-)	Year to Date Prior Year
Net Income (Loss)	<u>(48,048)</u>	<u>(96,159)</u>	<u>48,111</u>	<u>(750,294)</u>	<u>(1,256,923)</u>	<u>506,629</u>	<u>(1,770,333)</u>

May 2022						
Sunday	Monday	Tuesday	Wednesday	Thursday	Friday	Saturday
1 Legacy Dance Championship Definite Tom, Jeremy, Kayla, Cori, Edward...	2 DFW Minority Supplier Showcase Definite Tom, Jeremy, Kayla, Cori, Edward...	3 Tom, Jeremy, Kayla, Cori, Edward...	4 Neighborhoodly Definite Tom, Jeremy, Kayla, Cori, Edward...	5 Tom, Jeremy, Kayla, Cori, Edward...	6 Tom, Jeremy, Kayla, Cori, Edward...	7 Sneaker Exit Definite Coppell High School B... Definite Tom, Jeremy, Kayla, Cori, Edward...
8 Mother's Day Coppell High School B... Definite	9 GB - Lighting (See Casey)	10 Innotech Dallas Definite Irving ISD Salute to Se... Definite	11 GB - Lighting (See Casey)	12 Mid Cities Women's Cli... Definite - Internal GB - Lighting (See Casey)	13 GB - Lighting (See Casey)	14 MySquarefeet India Pr... Definite University of Dallas Gr... Definite Irving High School Prom Definite Jose tte-000
15 2022 TEXSOM Wine Awards Definite University of Dallas Gr... Definite MySquarefeet India Pr... Definite	16 Urban Land Institute Definite	17 Fire wall Switch Over r (Network D...	18 Art of Living Meditation Event Definite A-Kon Tasting Definite - Internal Fire wall Switch Over r (Network D...	19 AARC Workshop Definite 7x24 Exchange Lone S... Definite Fire wall Switch Over r (Network D...	20 IEC Graduation Definite	21 Arlington HS Prom Definite
22 AARC Workshop Definite GB - Lighting (See Casey)	23 Texas Society of CPAs Meeting Definite ICVB Board of Directo... Definite	24 Fire wall Switch Over r (Network D...	25 Elevate IT Definite AFP Tasting Definite - Internal MarCom Meeting Definite - Internal	26 Fire wall Switch Over r (Network D...	27 Universal Academy Gra... Definite	28 Jose - Thomas Wedding Definite

May 2022						
Sunday	Monday	Tuesday	Wednesday	Thursday	Friday	Saturday
29	30 Memorial Day	31	1	2	3	4
Jose - Thomas Wedding De finite			A-Kon 2022 De finite			
	GB - Lighting (See Casey)	GB - Lighting (See Casey)	GB - Lighting (See Casey)			

IRVING CONVENTION AND VISITORS BUREAU
GENERAL AND RESERVE FUND POLICY – Proposed Changes

The Irving Convention and Visitors Bureau (ICVB) maintains three reserve funds, in addition to an operating (General) fund.

GENERAL FUND OPERATING RESERVES

The ICVB's major source of revenue is the City of Irving hotel tax which is remitted to the ICVB on a quarterly basis. In order to sustain a sufficient cash flow, the ICVB maintains a fund balance of 90-120 days of operating expenditures. Funds above this level may be used to supplement the operating budget as needed, accommodate un-budgeted priorities approved by the Board that may arise during the fiscal year, or may be transferred to other funds as authorized.

NOTES: There is a goal of \$2 million for the Fund Balance.

ICVB RESERVE FUND

This Reserve Fund was originally established to build the Center for the Arts and Irving Convention & Visitors Bureau Office Complex (now known as the Irving Arts Center). After the office portion of the Arts Center was built, and prior to the incidents of 9-11, the fund was used primarily for budget adjustments and to fund additional opportunities that arose during the fiscal year. After 9-11, the ICVB adopted a long-term reserve fund strategy to maintain 6 months of operating funds in this account by FY 2008-09. This provides for business continuity for the ICVB in the event of another incident similar to 9-11, as well as to better protect the organization because of the volatility of this revenue stream. This fund's primary purpose is as a Catastrophic Reserve, to protect the ICVB from events beyond the control of the organization which substantially and negatively impact funding for operations.

This fund is funded by transfers from the General Fund.

NOTES: In FY 2010-11, the City of Irving reduced the ICVB Reserve Fund balance for \$2.136 million to \$20,000 to fund the November 2010 Irving Convention Center debt service payment. It is a priority for the Board of Directors to replenish this operating Reserve Fund as revenues allow. In 2019-20, the balance of the ICVB Reserve was transferred to the ICVB General Fund to supplement operations in the face of COVID. The new goal for this fund is \$5 million.

During the 2022-23 budget process, and pending direction from City staff, the budget proposal notes future years' funding requests from ARPA (FY 24 and FY 25) is being temporarily transferred into the ICVB Reserve Fund for holding purposes only, as there is no other appropriate account of funding string currently assigned within MUNIS to transfer these funds. Expenditures will only be authorized/allowed from these funds based on the requirements and limitations of ARPA. ARPA allocations for future years have not yet been determined; these funding transfers are based on the original ARPA requests submitted by the ICVB to the City in spring 2021.

ICVB COMPUTER REPLACEMENT FUND

Funding in this account is used to replace bureau computer hardware and systems, including large software packages (such as the CRM system), cyber-security requirements and other technology-related upgrades.

This fund is funded by transfers that are budgeted annually from the General Fund. Funding is calculated using a depreciation schedule based on the estimated life of each asset.

NOTES: This fund was used to supplement the Convention Center technology infrastructure at a level of \$200,000 in 2010, and has since been reimbursed. In 2019-20, the balance of the ICVB Reserve was transferred to the ICVB General Fund to supplement operations in the face of COVID. The goal for this fund is \$500,000.

ICVB CONVENTION CENTER CAPITAL PROJECTS FUND (formerly the ICVB BUILDING FUND)

The ICVB Building Fund was originally established in 1995 to build a proposed visitor center and new home for the ICVB on a site on Decker Drive purchased for that purpose by the CVB. In 2001-02, the Board determined that a higher priority would be to build a facility that would drive new demand, not simply serve existing visitors. The Decker Drive site was sold and the fund re-prioritized for the Convention Center. Funding in this account supplemented the pre-opening marketing budget and construction of the Convention Center. In the adoption of the 2011-12 budget, the Building Fund was re-prioritized and renamed as the Convention Center Capital Projects Fund. Its purpose is to now provide funding for repair and replacement projects and the capital improvement program for the Irving Convention Center. End-of-project savings from project bond funds were used to establish this fund.

Capital items with a “useful life” of one year or less should be considered an annual operating expense; anything over one year “useful life” should be expensed through the reserve fund.

This fund has historically been funded by transfers from the General or Reserve Funds. Any savings achieved annually in the operating subsidy should be transferred to this fund upon completion of the annual audit, unless otherwise directed by the Board.

NOTES: This fund should maintain a minimum rolling balance of \$3 million to accommodate planned capital improvement/repair and replacement priorities, as well as any unplanned but necessary expenditures. (PricewaterhouseCoopers study recommended a minimum contribution of 1% of construction costs be maintained for these purposes.) In 2019-20, the balance of the ICVB Reserve was transferred to the ICVB General Fund to supplement operations in the face of COVID.

**IRVING CONVENTION AND VISITORS BUREAU
BOARD OF DIRECTORS
MONDAY, JUNE 27, 2022**

BOARD REPORTS

**BOARD CHAIR,
BOARD COMMITTEES,
CITY OF IRVING**



MEMO

To: Chris Hillman, City Manager

From: Bret W. Starr, Interim Chief Financial Officer

Date: May 27, 2022

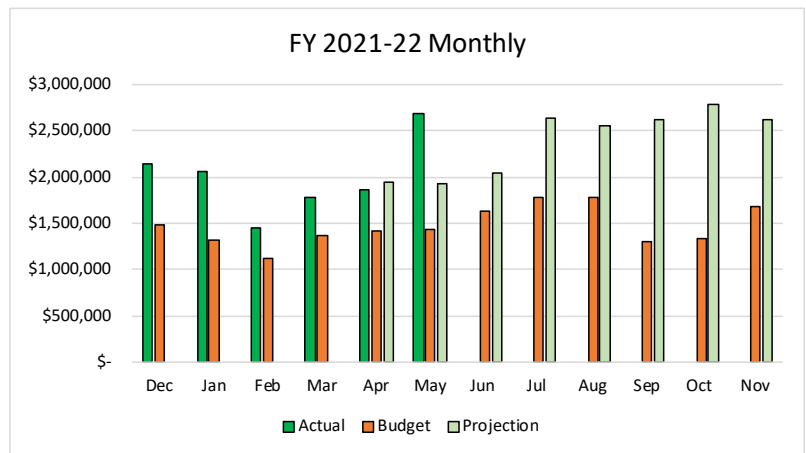
Subject: Hotel Occupancy Tax Collections Report – May 2022

As shown in the table and graph below, total Hotel Occupancy Tax (HOT) collections for May 2022 (for March sales) were \$2,680,097, \$1,240,874 or 86.2% above the projected budget of \$1,439,223. This is the sixth month of collections for FY 2021-22. The FY 2021-22 budget projection was developed jointly by Financial Services and the Irving Convention and Visitors Bureau (ICVB) and is based on revenue and occupancy estimates as of July 10, 2021. Collections for the month include \$521,014.07 in prior period collections, penalties, and interest. Collections from short term rentals (STR) account for \$6,397 or 0.51% of the total.

FY2021-22 HOT Cash Flow Projections vs Actuals

Updated on 5/25/2022

Month	FY 2021-22 Budget	FY 2021-22 Actual	FY 2021-22 Projection	Percent Difference
Dec	1,491,161	2,136,694	-	43.3%
Jan	1,316,448	2,053,244	-	56.0%
Feb	1,114,656	1,458,819	-	30.9%
Mar	1,364,153	1,786,827	-	31.0%
Apr	1,422,839	1,865,287	1,940,551	31.1%
May	1,439,223	2,680,097	1,935,077	86.2%
Jun	1,637,633	-	2,049,713	
Jul	1,782,080	-	2,631,394	
Aug	1,785,101	-	2,557,308	
Sep	1,309,515	-	2,619,537	
Oct	1,332,896	-	2,779,900	
Nov	1,685,447	-	2,618,453	
	17,681,151	11,980,968	27,237,273	



ICVB has engaged Tourism Economics, an Oxford Economics company, to prepare a custom forecast of key indicators for the City of Irving. The analysis relies on historical data developed in Tourism Economics' prior research on the Dallas tourism economy, Smith Travel Research hotel data, economic forecasts prepared by Oxford Economics, parent company of Tourism Economics, and assumptions on the future path of tourism sector recovery. They will be preparing quarterly and annual estimates key lodging measures (supply, demand, room revenue, occupancy, ADR, RevPAR) over the next several years.

Their second report was presented to the ICVB Board in April and included hotel data collected through February 2022.

Key assumptions from the report include:

- Impacts of Omicron surge assumed to be concentrated in Q1.
- In 2022, Covid-19 recedes as a major cause of death, but outbreaks continue.
- US economic recovery continues to be supported by strong consumer spending.
- Corporate travel normalizes progressively through 2022.
- Leisure travel continues to be boosted by favorable factors.
- Group demand improves steadily but remains below 2019 levels.

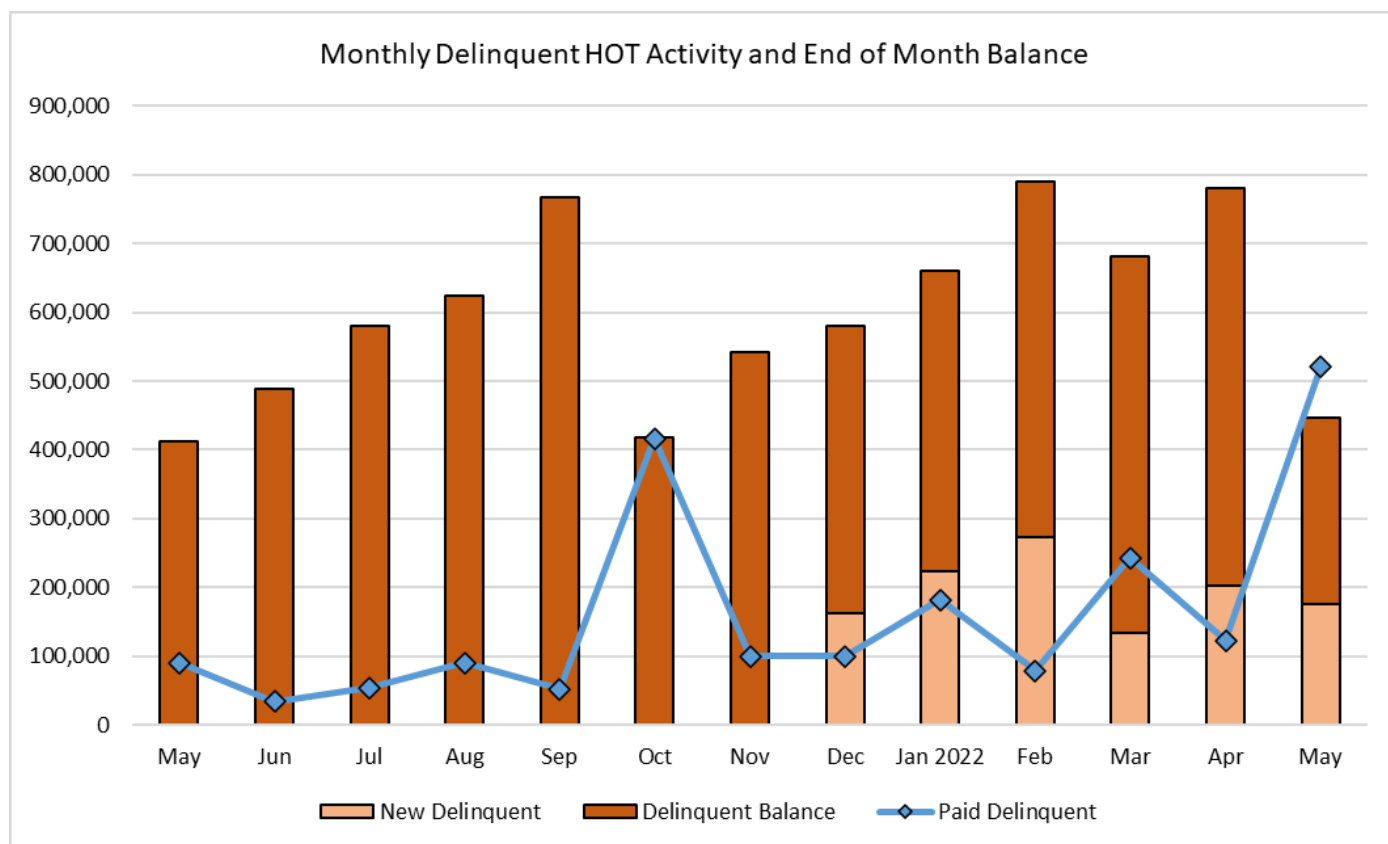
Key data points from the report include:

- Hotel room demand is below pre-pandemic levels but is recovering quickly.
 - STR hotel room revenue in the fiscal year ending September 2022 is expected to be 10.4% below the fiscal year ending September 2019.
 - The current forecast anticipates STR hotel room revenue in the fiscal year ending September 2023 will recover to 5.7% above the fiscal year ending September 2019.
- 90% of people have plans to travel in the next six months.
- The timing of the recovery remains uncertain.
 - Recent national trends have shown strong gains in hotel pricing, which is critical as operating costs have continued to climb and revenue numbers are not keeping pace yet with inflation.
- Revenue Per Available Room (RevPAR) in Irving is not expected to reach 2019 levels until 2024 or later.
- Business travel (both transient and meetings) remains slower to return; however, 8 in 10 companies do plan to resume travel soon.
- The Accommodations and Food Service sectors continue to face significant re-staffing challenges and increasing operating costs resulting in profit margins being squeezed further. Wage growth is at 17.4% compared to total private sector hourly wages at 12.6%. One in 10 industry positions still remain unfilled.

Based on past history through recessions and other cycles, the Irving market will remain vulnerable, due to its dependence on business travel, which has not yet returned to pre-COVID levels. Staff will remain highly conservative in its projections as signs of a real recession continue.

For May 2022 the outstanding delinquent collections balance, including penalty and interest, was \$445,904. Of this amount, \$175,372 is newly delinquent for the month with the remainder outstanding from prior months. Two properties have outstanding balances due from prior months. These properties made payments of \$311,936 in May to reduce the amount of delinquent taxes owed. The city continues to work with the property owners to bring collections current. The chart below shows total delinquent amounts for May 2022, the delinquent amounts added

in the current month, and the amount collected on prior delinquent amounts. Monthly balances and collections are shown for the prior twelve months as a reference.




The HOT revenue budget of \$17.68 million for FY 2021-22 represents the total 9 percent city HOT. Of the city's 9 percent tax, 2 percentage points are allocated to the Convention Center Complex Fund to repay debt issued for the purchase of the land for the Convention Center, Convention Center hotel, and entertainment venue, as well as the construction costs of the Convention Center. An additional 2 percentage points are allocated to the construction and maintenance of the entertainment venue in the Convention Center complex.

The remaining 5 percentage points are allocated to the operations of the Irving Convention and Visitors Bureau (ICVB), Irving Arts Center (IAC), and Museums, as well as to preservation and redevelopment efforts and debt service for the Convention Center. Revenue is distributed to each area as follows: 57.0 percent to the ICVB, 35.5 percent to the IAC, 4.0 percent to debt service, 2.5 percent to Museums, and 1.0 percent to historic preservation. State law further limits how much HOT revenues can be spent on the arts, so the IAC distribution may be reduced marginally to comply with required maximums, with any excess funds dedicated to debt service.

Posted on: June 8, 2022

MOODY'S, S&P GLOBAL AFFIRM TOP RATINGS FOR CITY OF IRVING

The City of Irving's general obligation credit ratings were affirmed at "Aaa" by Moody's Investors Service and "AAA" by S&P Global. Both ratings are the highest credit ratings possible and assure that the city can obtain the best interest rates available.



"The City of Irving has worked hard the past few years to address employee pensions," Irving Mayor Rick Stopfer said. "We are in great shape financially and the solid credit ratings mean significant savings for residents now and in the future."

This is the 34th year for the city to receive the Aaa and AAA rating from both rating agencies.

In addition, S&P Global upgraded Irving's general obligation (GO) debt to stable as a result of the city's sound financial management practices, including recent steps to address employee pensions. S&P noted in its report, "Irving's GO bonds are eligible to be rated above the sovereign because we believe the city can maintain better credit characteristics than the U.S. in a stress situation."

The credit agencies cited Irving's strategic location, its significant commercial business presence and healthy reserves as strong attributes contributing to top ratings.

Both agencies also commented on Irving's sophisticated and experienced management team, as well as ongoing economic development that drives strong tax-base growth as positive indicators.



page 3

Registered voters can cast their ballots for Irving City Council single-member district Place 1 runoff election on June 18.



page 4

Check out what Neighborhood Services has to offer and view a map of the 72 neighborhoods that are registered with the City of Irving.



page 6

City Council approves \$8.2 million for Fleet Operations vehicles and equipment, including patrol units, ambulances, work trucks and a compactor.

RESIDENTIAL
CUSTOMER

PRSR1SID
ECRWSS
U.S. POSTAGE
PAID
IRVING, TX
PERMIT NO. 883

IRVING
CITY Spectrum

JUNE 2022 / VOL 29 / NO 06

    [CityofIrving.org](https://www.cityofirving.org)

JUNE 2022 / VOL 29 / NO 06



CityofIrving.org



Moody's, S&P Global Affirm Top Ratings for City of Irving

The City of Irving's general obligation credit ratings were affirmed at "Aaa" by Moody's Investors Service and "AAA" by S&P Global. Both ratings are the highest credit ratings possible and assure that the city can obtain the best interest rates available.

In addition, S&P Global upgraded Irving's general obligation (GO) debt to stable as a result of the city's sound financial management practices, including recent steps to address employee pensions. S&P noted in its report, "Irving's GO bonds are eligible to be rated above the sovereign because we believe the city can maintain better credit characteristics than the U.S. in a stress situation."

The credit agencies cited Irving's strategic location, its significant commercial business presence and healthy reserves as strong attributes contributing to top ratings. Both agencies also commented on Irving's sophisticated and experienced management team, as well as ongoing economic development that drives strong tax-base growth as positive indicators. ■

This is the 34th year for the city to receive the Aaa and AAA rating from both rating agencies.

"The City of Irving has worked hard the past few years to address employee pensions," Irving Mayor Rick Stopfer said. "We are in great shape financially and the solid credit ratings mean significant savings for residents now and in the future."


SEEKING RESIDENT INPUT ON BUDGET

Planning for the city's Fiscal Year 2022-23 (FY23) is underway. The City of Irving Budget Team is looking for resident suggestions, feedback and opinions on what should be considered for the FY23 budget, which begins October 1, 2022.

To learn more about the city's budget, visit [CityofIrving.org/Budget](https://www.cityofirving.org/Budget) and check out the "FY22 Budget Executive Summary" tab for an overview of the current fiscal year budget.

Adoption of the budget is scheduled for Sept. 15 and the city's budget year runs from Oct. 1 to Sept. 30.

Ask the Budget Fiscal Friends (BFFs)


Contact the budget team and let them know what the city should focus on for the upcoming annual budget or ask a question about any aspect of the FY23 budget by emailing 

AskTheBFFs@CityofIrving.org.



IRVING'S 2021 WATER
QUALITY REPORT
AVAILABLE ONLINE

In accordance with Congress' 1996 amendment to the Safe Drinking Water Act, all water utilities, including the City of Irving Water Utilities Department, must provide customers with an annual report on drinking water quality. Each year, the Texas Commission on Environmental Quality and the City of Dallas provide water quality data that is compiled into a report and made available to Irving water customers by July 1.



Data gathered from ongoing testing confirms Irving's tap water is safe to drink, and it meets or exceeds all standards set by the U.S. Environmental Protection Agency.

To learn more about the sources of the city's water supply, as well as detailed information on the substances contained therein, review the City of Irving's 2021 Water Quality Report at [CityofIrving.org/Water-Report](https://www.cityofirving.org/Water-Report). ■



2022 Resident Survey Indicates Street Maintenance as Top Service Priority

Conducted every two years, the Resident Survey is a tool used by the city to collect feedback from residents about what is working well, what needs improvement and what services should be the highest priorities. It provides residents with an opportunity to rate the quality of life and city services in Irving. The City of Irving uses resident survey results to allocate resources, determine priorities and establish work plans for the future.

2022 Resident Survey Highlights

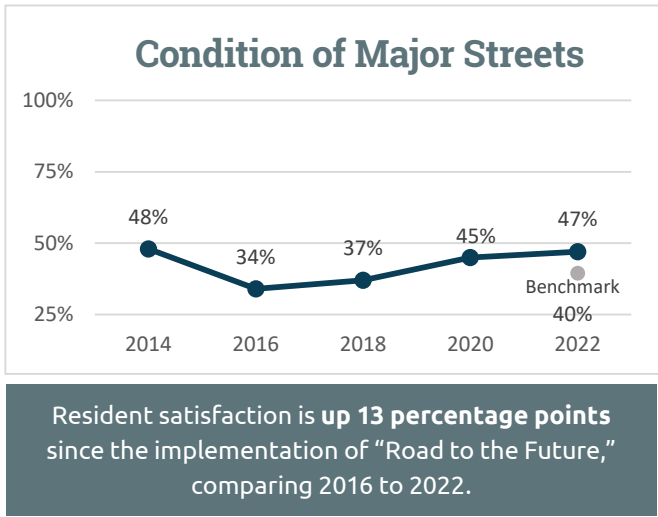
Nearly 7 out of 10 residents rate the overall quality of life in Irving as “good” or “excellent.”

This rating can be attributed to Irving as a place to live and work, and the overall quality of services provided.

The overall quality of libraries is the highest rated community service with 80 percent of residents rating it “good” or “excellent.”

However, there are opportunities to improve the overall quality of parks, aquatic facilities and recreation centers that can be addressed through the budget and strategic planning processes.

Communication from the city is rated extremely high. The city’s website continues to be rated high with 89 percent of residents finding it to be “useful” or “very useful,” and "City Spectrum" was rated at 87 percent “useful” or “very useful” by residents. In addition, more residents are finding the city’s social media channels to be a highly effective means of communication.

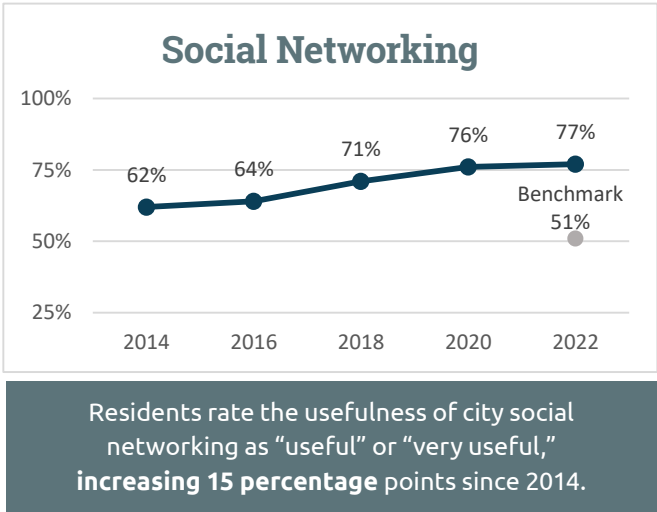


Irving’s “Road to the Future” program, investing significant funding for road reconstruction and rehabilitation, appears to be having a positive impact on resident satisfaction. Since the start of this program, resident satisfaction with the condition of major streets has increased 38 percent. In addition, the “Drainage Solutions for a Better Tomorrow” program has likely contributed to the 14 percent increase in resident satisfaction with stormwater drainage.


When asked which services the city should prioritize over the next few years ... Residents selected street maintenance and conditions, development and redevelopment, public safety, street lighting and code enforcement.

Irving residents are very satisfied with public safety services. Fire and ambulance services are the city’s highest rated services at 88 percent and 86 percent respectively. Police services also rated high at 74 percent with resident feelings of safety exceeding that of residents in comparable cities.

Opportunities exist to improve solid waste services with resident satisfaction falling over the past two years. More than any other service, solid waste services felt the impacts of the pandemic and related staffing issues. This is particularly true for residential curbside recycling, trash collection, and brush and bulky waste pickup.



The 2022 Resident Survey was sent to nearly 15,000 randomly selected households across the city. A statistically valid sample of more than 1,500 responses was received. Visit [CityofIrving.org](https://cityofirving.org) to view the complete report. ■



The Dallas Conservatory presents the classical ballet "La Bayadère" June 4-5.



Summer Arts Camps begin June 13; the "Teen Scene" camps will be held June 13-17.

June at Irving Arts Center

UPCOMING PERFORMANCES

June 4 | Celebrating Black Music with Kope

Presented by Irving Black Arts Council
7:30 p.m. | \$15
Join host Trey Mack for a night of amazing vocalists and soul musicians highlighted by the band Kope.

June 4-5 | La Bayadère

Presented by the Dallas Conservatory
June 4 at 1 and 7:30 p.m.*
June 5 at 1 p.m. | \$37.50-\$102.50
*VIP tickets are available for the June 4 performance (includes preshow reception)
Three performances of the classical ballet "La Bayadère," set in ancient India tells the story of doomed love. Nikiya, a beautiful temple dancer, is in love with a young warrior named Solor, and he is in love with her — but their love is not to be. An enduring tale of love, betrayal and redemption, "La Bayadère" is considered one of the best-loved classical ballets of all-time.

June 11 | City Lights Showcase

Presented by Live Arts Conservatory
7 p.m. | \$15
Featuring performances by Live Arts Conservatory dance students.

June 12 | We Will Bach You

3 p.m. | \$15
RBR Muzik and The Finding Mozart Project present a classical recital.

July 1-10 | The Beauty and the Beast

Presented by Gateway Performing Arts
2 and 7 p.m. | \$17.50-\$31.50
This classical musical, tells the story of Belle, a young woman in a provincial town, and the Beast, a prince trapped under the spell of an enchantress.

YOUTH AND FAMILY PROGRAMS

June 2 | JumpstART Stories & Art: Things that Go!

10 a.m. | Free
Trucks and planes and cars and trains ... stories and art about transportation and all things that go!

June 13-17 | Art Adventure Camp: Art in the Parks

Ages: 6-12 | Camp Fee: \$65 (art supplies included)
This week’s classes celebrate and explore the natural

wonders of two of America’s National Parks.
● **Class A: Grand Canyon Drawing & Painting Project** (10 a.m. to noon)
● **Class B: The Bears of Yellowstone Park** (1 to 3 p.m.)

June 13-17 | Teen Scene Camp: America the Beautiful

Ages: 6-12 | Camp Fee: \$65 (art supplies included)
This week’s teen scene classes celebrate the beauty and splendor of America from sea to shining sea.
● **Class A: Finding Yourself in Landscape Drawing** (10 a.m. to noon)
● **Class B: America’s Amazing Natural Parks** (1 to 3 p.m.)


June 20-24 | Art Adventure Camp: Happy Campers – Creative & Crafty Adventures

Ages: 6-12 | Camp Fee: \$65 (art supplies included)
This week’s classes celebrate the experience of camping under the stars.
● **Class A: Classic Camp Crafts** (10 a.m. to noon)
● **Class B: Starry Night Forest Landscapes** 1 to 3 p.m.)

June 20-24 | Mini-Camp: Intro to Theatre “Oh, the Places We’ll Go!”

10 a.m. to noon | Ages: 4-5 | Camp Fee: \$65 (art supplies included)
Powered by imagination and teamwork, campers will travel to many destinations, creating and making modes of transportation, costumes and dances along the way.

For more information about all activities planned, visit IrvingArtsCenter.com.



Year of the Tiger by Brandy Redd Smith

IRVING ARTS CENTER IN THE GALLERIES

Free to view. Open Tuesday-Saturday, noon to 5 p.m. No advance reservation needed.

CONTINUING EXHIBITIONS
Partituren/Time Stands Still: Photographs by Michael Matthews and Michael Kruscha
Through June 25 | Dupree Lobby Gallery
Berlin-based artists Michael Matthews and Michael Kruscha come from different backgrounds, work in different media and have very different artistic experiences and perspectives. The Canadian composer Matthews creates fully abstract, microcosmic images based on found textures and colors. Kruscha is primarily an abstract painter.

IAC Teen Ambassador Creative Showcase
Through June 25 | Courtyard Gallery
Selections from Irving Arts Center’s Teen Ambassadors are featured.

Selections from the Irving Arts Center’s Permanent Collection
Through July 30 | Carpenter Lobby Gallery
An exhibition featuring 10 artists from the permanent collection. Selections include the bronze sculpture "Loaded To Go" by African wildlife artist Robert Glen (known for his iconic Mustangs of Las Colinas); 14 of J.J. L’Heureux’s photographs from her "Faces from the South Ocean and Shackleton’s Hut" series; Día de los Muertos-inspired serigraphs by Mexican artist Antonio Ehrenzweig; and the donated painting, Hybrid: Floral Four (2011) by artist Bob Nunn.

NEW EXHIBITIONS
37th Annual Texas & Neighbors Regional Art Exhibition
Through June 11 | Main Gallery
An annual collaboration between the Irving Art Association and Irving Arts Center. Artists from Texas and neighboring states (Arkansas, Louisiana, New Mexico and Oklahoma) are invited to compete. The Juror for 2022 is Billy Hassell, a Texas artist. A total of \$9,000 in awards given across eight media categories.

Billy Hassell: Continuum (Paintings & Prints 1990–2020)
Through June 25 | Focus Gallery
An exhibition of works by Billy Hassell, a Texas-based artist with a focus on nature, conservation and the environment who produces oil paintings, color lithographs and watercolors. Hailed for his colorful paintings of the outdoors, the New York Times recently complimented his work by referring to him as “Mother Nature’s Stylist.”

The Year of the Tiger: Annual Exhibition of Paintings and Flowers
June 18-July 9 | Main Gallery
A colorful exhibition of paintings and flowers is presented by The Association of Oriental Arts with guest artists, the Dallas Chapter of Sogetsu School and the Dallas and Fort Worth chapters of Ikebana International.

May 7 City Council Election Results, Runoff Election for Single-Member District Place 1

On May 7, Irving residents re-elected Council Member Kyle Taylor to single-member district Place 7 and Brad LaMorgese ran unopposed for Place 2.

Registered voters will head back to the polls for a runoff election between Tony Grimes and John Bloch for single-member district Place 1 on June 18. The runoff election is required since none of the three candidates that ran in district Place 1 garnered a majority of votes as required by the City Charter.

Single-Member District Place 1 Candidates

Tony Grimes
John Bloch



Tony Grimes



John Bloch

Early Voting Dates & Times

- June 6-10 | Monday-Friday | 8 a.m. to 5 p.m.
- June 11 | Saturday | 7 a.m. to 7 p.m.
- June 12 | Sunday | Noon to 6 p.m.
- June 13-14 | Monday and Tuesday | 7 a.m. to 7 p.m.

Early Voting Location

- Irving City Hall, Main Lobby, 825 W. Irving Blvd., Irving, Texas 75060

Election Day Voting Day Locations – June 18 | Saturday | 7 a.m. to 7 p.m.

- Britain Elementary School, Small Gym, 631 Edmondson Dr., Irving, Texas 75060
- Good Elementary School, Library, 1200 E. Union Bower Road, Irving, Texas 75061
- Irving City Hall, Main Lobby, 825 W. Irving Blvd., Irving, Texas 75060
- Irving High School, Auditorium Foyer, 900 N. O'Connor Road, Irving, Texas 75061
- L. B. Barton Elementary School, Small Gym, 2931 Conflans Road, Irving, Texas 75061
- Oak Haven United Methodist Church, Fellowship Hall, 1600 N. Irving Heights Dr., Irving, Texas 75061

Residents of Dallas County may vote at any Dallas County Voting Polling location during Early Voting and on Election Day. A district map, candidate information and other details are available at [CityofIrving.org/Elections](https://cityofirving.org/Elections). For more information, contact the City Secretary’s Office at (972) 721-2493. ■

Resultados de las elecciones del Concejo Municipal del 7 de mayo, Elección de Segunda Vuelta para el Lugar 1 del Distrito de Un Solo Miembro

El 7 de mayo, los residentes de Irving reeligieron al Concejal Kyle Taylor para el Lugar 7 del Distrito de Un Solo Miembro y Brad LaMorgese se postuló sin oposición para el Lugar 2.

Los votantes registrados volverán a las urnas el 18 de junio para una segunda vuelta de votación entre Tony Grimes y John Bloch para el Lugar 1 del Distrito de Un Solo Miembro. La Elección de Segunda Vuelta es necesaria ya que ninguno de los tres candidatos que se presentaron para el Lugar 1 del Distrito obtuvo la mayoría de votos como lo requiere la Carta de Estatutos de la Ciudad.

Candidatos para el Lugar 1 del Distrito uninominal/Un Solo Miembro

Tony Grimes
John Bloch

Fechas y Horarios de Votación Anticipada

- Junio 6-10 | Lunes – Viernes | 8 a.m. a 5 p.m.
- 11 de junio | sábado | 7 a.m. a 7 p.m.
- 12 de junio | domingo | 12 p.m. a 6 p.m.
- 13 y 14 de junio | lunes y martes | 7 a.m. a 7 p.m.

Lugar de Votación Anticipada

- Irving City Hall, Main Lobby, 825 W. Irving Blvd., Irving, Texas 75060

Lugares para el Día de Votación en el Día de Elecciones - 18 de junio | sábado | 7 a.m. a 7 p.m.

- Britain Elementary School, Small Gym, 631 Edmondson Dr., Irving, Texas 75060
- Good Elementary School, Library, 1200 E. Union Bower Road, Irving, Texas 75061
- Irving City Hall, Main Lobby, 825 W. Irving Blvd., Irving, Texas 75060
- Irving High School, Auditorium Foyer, 900 N. O'Connor Road, Irving, Texas 75061
- L. B. Barton Elementary School, Small Gym, 2931 Conflans Road, Irving, Texas 75061
- Oak Haven United Methodist Church, Fellowship Hall, 1600 N. Irving Heights Dr., Irving, Texas 75061

Los residentes del Condado de Dallas pueden votar en cualquier lugar de votación dentro del Condado de Dallas durante la Votación Anticipada y el Día de las Elecciones. Un mapa del distrito, información de los candidatos y otros detalles se encuentran en la página de internet del municipio en [CityofIrving.org/Elections](https://cityofirving.org/Elections). Para obtener más información, comuníquese con la Oficina de la Secretaria de la Municipalidad de Irving al (972) 721-2493. ■

Ngày 7 Tháng 5 – Kết Quả Của Bầu Cử Cho Nghị Viên và Tái Cử Cho Khu Tranh Cử Của Một Nghị Viên Vị Trí Số 1

Ngày 7 tháng 5, Thành Phố Irving đã tái cử Nghị Viên Kyle Taylor cho khu vực của một nghị viên vị trí số 7 và Nghị Viên Brad LaMorgese ứng cử không đối thủ cho vị trí số 2.

Các Cử Tri sẽ quay lại các địa điểm bỏ phiếu để bầu cho tái cử giữa Nghị Viên Tony Grimes và Nghị Viên John Bloch cho khu tranh cử một nghị viên Ngày 18 Tháng Sáu. Cuộc Tái Cử cần diễn ra là do cả ba nghị viên ứng cử cho Khu Vực Vị Trí Số 1 đã thu được số đông của các phiếu bầu theo qui định trong Điều Lệ của Thành Phố.

Ứng Cử Viên cho Khu Vực Cần Một Nghị Viên Vị Trí 1

Tony Grimes
John Bloch

Ngày và Giờ cho Bầu Cử Sớm

- Ngày 6 đến ngày 10, Tháng 6 | Thứ Hai đến Thứ Sáu | 8 giờ sáng đến 5 giờ chiều
- Ngày 11, Tháng 6 | Thứ Bảy | 7 giờ sáng đến 7 giờ tối
- Ngày 12, Tháng 6 | Chủ Nhật | 12 giờ trưa đến 6 giờ chiều
- Ngày 13 đến ngày 14, Tháng 6 | Thứ Hai đến Thứ Ba | 7 giờ sáng đến 7 giờ tối

Các Địa Điểm Bỏ Phiếu Sớm

- Irving City Hall, Main Lobby, 825 W. Irving Blvd., Irving, Texas 75060

Các Địa Điểm Bỏ Phiếu Cho Ngày Bầu Cử - Ngày 18 Tháng Sáu | Thứ Bảy |7 giờ sáng đến 7 giờ

- Britain Elementary School, Small Gym, 631 Edmondson Dr., Irving, Texas 75060
- Britain Elementary School, Small Gym, 631 Edmondson Dr., Irving, Texas 75060
- Irving City Hall, Main Lobby, 825 W. Irving Blvd., Irving, Texas 75060
- Irving High School, Auditorium Foyer, 900 N. O'Connor Road, Irving, Texas 75061
- L. B. Barton Elementary School, Small Gym, 2931 Conflans Road, Irving, Texas 75061
- Oak Haven United Methodist Church, Fellowship Hall, 1600 N. Irving Heights Dr., Irving, Texas 75061

Các Cử Dân của Quận Dallas có thể bỏ phiếu tại bất kỳ Địa Điểm Bỏ Phiếu nào của Quận Dallas trong thời gian bỏ phiếu sớm và ngày bầu cử. Bản đồ của Quận, thông tin của các ứng cử viên và các chi tiết khác sẽ được đăng tại [CityofIrving.org/Elections](https://cityofirving.org/Elections). Nếu quý vị muốn biết thêm chi tiết, xin liên lạc Văn Phòng của Bí Thư Thành Phố (972) 721-2493. ■

CITY DEVELOPING A BIKE PLAN; SEEKING INPUT

As part of a regional alliance, the North Central Texas Council of Governments, the Texas Department of Transportation and the City of Irving are developing a citywide bicycle plan. Community feedback will be an integral part of this plan, and opportunities to comment will be available through public meetings and comment periods. The Irving Bike Plan project is expected to take 12 months to complete.

The Irving Bike Plan’s goal is to identify a comprehensive on-street network for bicycle travel, featuring inclusive facilities for all ages and abilities and establish planned connections to surrounding cities. Components of the plan include designating priority corridors and determining ways to provide safe bicycle travel from existing facilities and trails to additional areas of the city.

Community input will be critical to develop a plan that connects employment, educational institutions, entertainment and recreation areas, transit stops and stations, and shopping areas to Irving’s neighborhoods, as well as surrounding communities.

A public input meeting is scheduled June 7 at 6 p.m. at Irving City Hall, 825 W. Irving Blvd., in the First Floor Council Conference Room.

Visit [CityofIrving.org/BikePlan](https://cityofirving.org/BikePlan) to learn more about upcoming public meetings and other feedback opportunities. ■



DEALING WITH THE SUMMER SIZZLE

Hot weather is part of life in Texas. The Texas Department of State Health Services reminds residents to stay safe during extreme heat by taking proactive measures to defend against heat-related sickness. Prolonged or intense heat stress can be fatal to anyone; however, children and people ages 60 and older are typically more at risk.

During hot weather, be mindful of the following heat safety tips:

- Stay in air-conditioned buildings as much as possible.
- Avoid direct sunlight.
- Those without an air conditioning system should seek refuge in an air-conditioned shelter during extreme heat.
- Do not rely on a fan as a primary cooling device during an extreme heat event.
- Drink more water than usual, and do not wait for signs of thirst to drink.
- Avoid alcohol or liquids containing large amounts of sugar.
- Wear loose, lightweight, light-colored clothing.
- Seek medical care immediately when experiencing symptoms of heat-related illness such as muscle cramps, headaches, nausea or vomiting.
- When planning activities, choose cooler hours to be outdoors.
- Listen to weather forecasts before prolonged times away from air conditioning, as forecasters often provide heat warnings.

Visit [DSHS.Texas.gov](https://dshs.texas.gov) for more information. ■





Neighborhood Services, A One-Stop Shop for Neighborhood Associations

Neighborhood Services assists the community in fostering engagement with the city and providing resources to enhance the quality of life in Irving neighborhoods.

Neighborhood Services

- Encourages and assists with the organization of neighborhood associations.
- Supports existing neighborhood associations.
- Provides a weekly e-newsletter, Neighborhood News.
- Develops educational opportunities for neighborhood associations.
- Facilitates the Neighborhood Grant Program.

Start a Neighborhood Association

Community. Neighbors. Friends. Neighborhood associations build stronger neighbor relationships, advocate for positive change in the area and establish an organized voice in city government.

A city neighborhood association is a volunteer-based group of homeowners, renters, apartment dwellers and representatives from businesses, churches and schools in a defined neighborhood boundary. Visit [CityofIrving.org/3946/Start-a-Neighborhood-Association](https://www.cityofirving.org/3946/Start-a-Neighborhood-Association) for more information.

Neighborhood Association Grant Program

The Irving Neighborhood Grant Program encourages neighborhood leaders to implement projects that will foster a spirit of community.

The Fiscal Year 2022-23 Neighborhood Grant Program applications are now available through Aug. 19 on the city's website at [CityofIrving.org/Irving-Neighborhood-Grant-Program](https://www.cityofirving.org/Irving-Neighborhood-Grant-Program). Grant applications are reviewed, approved and awarded by a committee, subject to approval of funds by City Council.

Registered Irving neighborhood associations can apply for the grant of up to \$1,750 annually that can be used for:

- Communications – newsletters, fliers, website, etc.
- Neighborhood Identity – street sign toppers, banners, etc.
- Physical Improvements – minor improvements of green spaces, tree planting, beautification projects.
- Special Event – National Night Out, Block Party, monthly meetings, neighborhood socials, etc.
- Flags to participate in the annual Great Flag Caper initiative.

Register a Neighborhood Association

To register a neighborhood association with the city, visit [CityofIrving.org/Neighborhood-Services](https://www.cityofirving.org/Neighborhood-Services) for the registration form and more information on the benefits for neighborhoods. ■



Don't Forget the Baby Summer Heat Reminder

Each year in the U.S., children die from heat-related deaths after being trapped inside motor vehicles. The temperature inside a vehicle can rise 20 degrees in as little as 10 minutes, and 50 degrees in an hour — even when outside air temperatures are in the 70s.

Safety tips from the Irving Fire Department:

- Never leave children in a parked car, even with the windows cracked.
- Put something needed for work, such as a cellphone or employee badge, in the back seat as a reminder to check the back seat.
- When leaving, check to be sure everyone is out of the car. Do not overlook children who may have fallen asleep.
- Call 911 to report a child unattended in a vehicle.

For more information, call (972) 721-2514. ■

Why Does Zoning Exist?

Zoning is the set of rules that determine how a piece of land is used. Every piece of private property in the city is assigned a zoning district. Some zoning districts restrict land to a specific type of use, such as industrial, commercial or residential. Others provide for mixed use; for example, Transit Oriented Development allows a combination of apartments, retail and office.

The City of Irving strives to ensure that the zoning of adjacent properties is generally compatible. Anyone developing a property, building a house or establishing a business must select a use allowed within the property's zoning district. If the desired land use is not allowed, the property owner can request a zoning change from the city.

A zoning district can only be changed by Irving City Council after conducting a public hearing and allowing affected property owners to voice their opinions. The City Council will consider the applicant's request, the Planning and Zoning Commission's recommendation, the staff assessment and the opinions of the public. The City Council also considers whether the existing zoning serves the needs of the city's long-term plans for an area as shown on the Future Land Use map.

- Visit [CityofIrving.org/Zoning-Map](https://www.cityofirving.org/Zoning-Map) to see the zoning of a property in Irving. Instructions for using this tool are available at [CityofIrving.org/iMap-Instructions](https://www.cityofirving.org/iMap-Instructions).



- To learn about the allowed uses for a particular zoning category, visit [CityofIrving.org/ZoningDistrict](https://www.cityofirving.org/ZoningDistrict).
- A Zoning Verification Letter provides written confirmation of allowable uses for a property. Visit [CityofIrving.org/815](https://www.cityofirving.org/815) for more information.
- To request a zoning change, download the application from [CityofIrving.org/815](https://www.cityofirving.org/815).
- To see a list of pending zoning cases or provide feedback on such cases, visit [CityofIrving.org/3930](https://www.cityofirving.org/3930).

FREQUENTLY CALLED NUMBERS

Keep this list of frequently called numbers handy for future reference.

Residents can access a list of services online at [CityofIrving.org/City-Services](https://www.cityofirving.org/City-Services). The information includes frequently asked questions, court services, pets available for adoption, housing assistance, events, reporting a code violation, online forms, facility rentals, employment opportunities and online payment options.

Animal Services	(972) 721-2256
Arts Box Office	(972) 252-2787
Arts Center	(972) 252-7558
City Secretary	(972) 721-2493
Code Enforcement	(972) 721-4929
Family Advocacy Center	(972) 721-6555
Fire (nonemergency)	(972) 721-2308
Housing Programs	(972) 721-4800
Human Resources	(972) 721-3773
Irving City Hall	(972) 721-2600
Library	(972) 721-2606
Litter Hotline	(972) 721-5487
Mosquito Hotline	(972) 721-3755
Municipal Court	(972) 721-2451
Parks & Recreation	(972) 721-2501
Permits and Inspections	(972) 721-2311
Police (nonemergency)	(972) 273-1010
Pothole Hotline	(972) 721-7303
Streets	(972) 721-2201
Traffic and Lights	(972) 721-2646
Trash and Recycling	(972) 721-8059
Utility Billing	(972) 721-2411
Water Utilities	(972) 721-2281

For more information, visit [CityofIrving.org](https://www.cityofirving.org). ■

ANIMAL
CONNECTION
EXPERIENCE
AT FRITZ PARK
312 E. Vilbig Street

OPEN THRU JULY 30
CityofIrving.org/FritzPark

Is Your Neighborhood Association Registered with the City of Irving?

Below is a map showing registered neighborhood associations within the City of Irving. Visit CityofIrving.org/Neighborhood-Association-Map to view an interactive map.

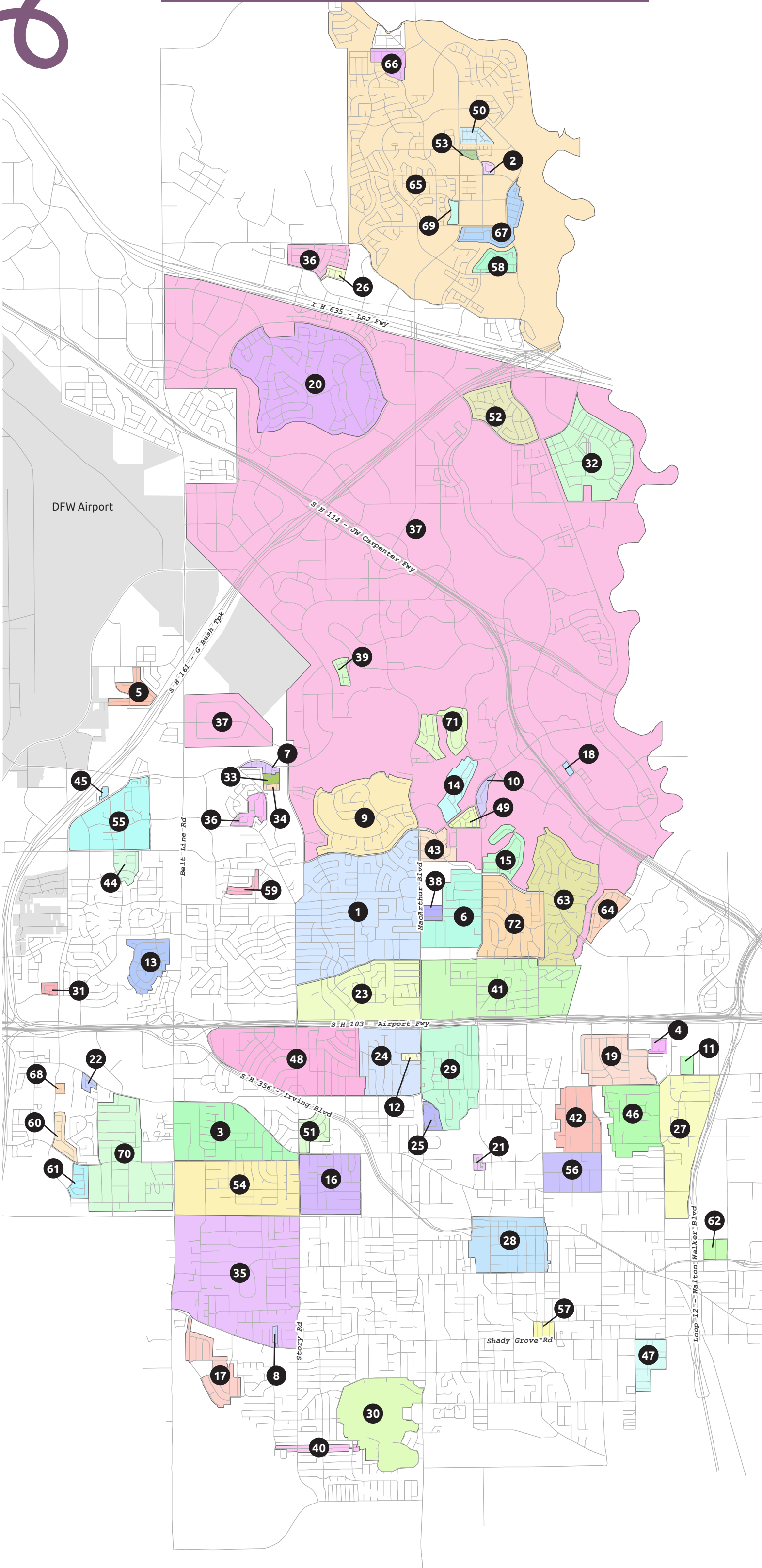
Steps to Register a Neighborhood Association

- Provide completed registration form.
- Provide current bylaws.
- Conduct a minimum of one annual meeting.
- Provide contact information for a minimum of three board members including address, email and phone number.
- Promote collaboration, community, communication and goodwill among residents.

Benefits of Registered Neighborhood Associations

- Receive city communications from multiple city departments about important neighborhood resources and citywide or local events, city initiatives and programs.
- Gives residents a voice while building community and improving quality of life.
- Participate in the Neighborhood Grant Program.
- Attend Neighborhood Officer quarterly roundtables.
- Receive Neighborhood News e-newsletter.

Contact Neighborhood Services at IrvingNeighborhoods@cityofirving.org or call (972) 721-4969 to discuss activating your neighborhood.
**Active Neighborhood Associations registered within the City of Irving.*



REGISTERED NEIGHBORHOODS

- 1 Arts District Neighborhood Association
- 2 Barrington Court Neighborhood Association
- 3 Barton Estates Neighborhood Association*
- 4 Beverly Oaks Homeowner Association
- 5 Broadmoor Hills Homeowner Association*
- 6 Cardinal Village Neighborhood Association*
- 7 Club Townhomes Homeowner Association
- 8 Colby Court Homeowner Association
- 9 Cottonwood Valley Homeowner Association*
- 10 Country Club Place Condo Association
- 11 Coventry Village Condo Association
- 12 Del Paseo Condo Association
- 13 Espanita Homeowner Association*
- 14 Fairway Vista Homeowner Association*
- 15 Fox Glen Homeowner Association
- 16 Garden Oaks Neighborhood Association
- 17 Graff Farms Homeowner Association*
- 18 Grand Treviso Condominiums*
- 19 Grauwlyer Heights Neighborhood Association
- 20 Hackberry Creek Homeowner Association*
- 21 Hidden Oaks Townhomes Homeowner Association*
- 22 High Point Estates Neighborhood Association*
- 23 Hillcrest Oaks Townhomes Homeowner Association
- 24 Historic Hospital District Neighborhood Association*
- 25 Hospital District South Neighborhood Association*
- 26 Hunter Valley Townhome Association*
- 27 Irving Heights Neighborhood Association
- 28 Irving Heritage District Neighborhood Association
- 29 Irving Hospital District Neighborhood Association*
- 30 Irving Lake Homeowner Association*
- 31 Irving Tuscany Homeowner Association*
- 32 La Villita Townhome Association*
- 33 Lakeside Landing Ph 1 Townhomes Association
- 34 Lakeside Landing Ph 2 Townhomes Association
- 35 Lamar-Brown Neighborhood Association
- 36 Las Brisas Hills Condo Association*
- 37 Las Colinas Association*
- 38 MacArthur Commons Homeowner Association*
- 39 Mandalay Place Homeowner Association*
- 40 Meadow Lark Neighborhood Association
- 41 Nichols Park Neighborhood Association*
- 42 North Austin Heights Neighborhood Association
- 43 Northgate Heights Neighborhood Association
- 44 Northwest Place Neighborhood Association*
- 45 Oaks on the Ridge Condominium Homeowner Association
- 46 Owen Point Neighborhood Association
- 47 Pecan Estates Neighborhood Association
- 48 Plymouth Park Neighborhood Association
- 49 Quail Run Condominium Homeowner Association
- 50 Ranch Oaks Homeowner Association*
- 51 Revere Place Neighborhood Association
- 52 Riverside Village Homeowner Association*
- 53 Riverwalk Condominiums*
- 54 Sherwood Forest Neighborhood Association*
- 55 Song of Northridge
- 56 South Austin Heights Neighborhood Association
- 57 South Delaware Creek Neighborhood Association
- 58 Stonehill Homeowner Association*
- 59 Timberlake Neighborhood Association
- 60 Townlake II Neighborhood Association
- 61 Townlake III Neighborhood Association
- 62 Trinity Oaks Neighborhood Association
- 63 University Hills Neighborhood Association*
- 64 University Park Homeowner Association*
- 65 Valley Ranch Association*
- 66 Valley Vistas Homeowner Association*
- 67 Villages at Beacon Hill Homeowner Association*
- 68 Villas at Towne Lake Homeowner Association*
- 69 Villas at Valley Ranch Homeowner Association*
- 70 West Irving Improvement Neighborhood Association*
- 71 Windsor Ridge Homeowner Association*
- 72 Woodhaven Neighborhood Association

Parks and Recreation Summer Fun

Cimarron Park Recreation Center

201 Red River Trail, (972) 910-0702

- **Fridays | Pickle Ball**
11 a.m. to 1 p.m. | Ages 18 and older | Free
Open play for all skill levels.
- **June 20-23 | Intro to Drones**
9:30 to 11:30 a.m. | Ages 12-17 | \$10
Participants will learn and practice various flying skills both indoor and outdoor. All supplies are included.

Heritage Senior Center

200 S. Jefferson St., (972) 721-2496

- **June 15 | Lunch Bunch at Dallas Farmers Market**
11 a.m. to 4 p.m. | Ages 50 and older | Free
Join the lunch bunch for a visit to the Dallas Farmers Market. Transportation is included, but participants are responsible for lunch and spending money. Space is limited; register by June 10.
- **June 17 | Father's Day at Top Golf**
9 a.m. to 1 p.m. | Ages 50 and older | \$8
Celebrate this special day with a fun and entertaining day of golf. No golfing experience needed. Refreshments will be provided. Register by June 15.
- **June 21 | Summer Kick-off**
10 to 11:15 a.m. | Ages 50 and older | \$3
Kick-off summer with crafts, karaoke, games, prizes and refreshments. Register by June 14.
- **June 28 | Pinstack Day Trip**
10:45 a.m. to 2:45 p.m. | Ages 50 and older | Free
Experience one-of-a-kind indoor fun with state-of-the-art bowling lanes, games and a full-service restaurant/bar. Transportation is included, but participants are responsible for lunch and spending money. Register by June 21.



Lee Park Recreation Center

3000 Pamela Drive, (972) 721-2508

- **June 17 | Water Relays & Games**
10 a.m. to 1 p.m. | Ages 13-17 | \$2 per person
Grab friends and join the water relays events. Wear a swimsuit under your clothes and bring a towel. Registration deadline is June 8.
- **Tuesdays | Craft Creations Camp**
3 to 5 p.m. | Ages 13-17 | \$20
This camp will focus on creating different craft projects using a variety of media.
- **Wednesdays | String Art Camp**
3 to 5 p.m. | Ages 13-17 | \$20
Create various artwork using string.

Lively Pointe Youth Center

909 N. O'Connor Road, (972) 721-8090

- **Tuesdays | Arts & Crafts Club**
6:30 to 8:30 p.m. | Ages 12-17 | Free
Collaborate, share ideas and learn the basic elements of arts and crafts each Tuesday June 7-28.
- **Tuesdays & Thursdays | Teen Summer Field Trips**
Times vary | Ages 11-17 | \$10 per trip
Trips are scheduled Tuesday for middle school-aged students and Thursday for high school students. Space is limited; contact Lively to register.

Mustang Park Recreation Center

2223 Kinwest Parkway, (972) 556-1334

- **Tuesdays | Cricut Creations**
4 to 5:30 p.m. | Ages 6-12 | \$5 per class
Learn basic Cricut designs, using heat transfer vinyl and vinyl on multiple canvases.
- **Fridays | Crochet for Beginners**
4 to 5 p.m. | Ages 9-12 | \$5 per class
Learn basic crochet stitches and how to work with "flat" and "in the round" methods.



Northwest Park Recreation Center

2800 Cheyenne St., (972) 721-2529

- **June 10 | Family Movie Night in the Park**
7:45 to 10 p.m. | All ages | \$5 per family
Grab a chair and blanket for a movie in the park.
- **Thursdays | E-Sports**
4 to 6 p.m. | Ages 13-17 | Free
Participants will get to experience various game titles all summer, then finish the final day with a competition featuring a variety of popular games.
- **Saturdays | All-American Sports Camp**
10 a.m. to noon | Ages 6-12 | Free
Ultimate sports camp with introduction to flag football, wiffle ball, soccer and basketball.

Senter Park Recreation Center

901 S. Senter Road, (972) 721-2641

- **June 21-23 | Josh Howard 3T Camp**
9:30 a.m. to noon | Grades 5-10 | Free
Basketball skills training camp. Refreshments will be provided. Register by June 15.
- **June 24 | Jumbo Games and Field Challenge**
6 to 8 p.m. | All Ages | Free
Bring family and friends for an evening of fun games. Refreshments will be provided. Register by June 22.

Visit [CityofIrving.org/IrvingRec](https://www.cityofirving.org/irvingrec) to register in person or online. Call the recreation center for more information.

Summer Aquatic Activities Available



Learn to Swim Program

Participants will gain confidence in the water, learn techniques of each stroke and understand the importance of water safety. Every course is designed with the swimmers age and ability in mind. Participants will practice mastering the skills in each level. Upon mastery, they graduate to the next level.

- **Session 1: June 6-15**
- **Session 2: June 20-29**

For more information and course descriptions, visit [CityofIrving.org/Aquatics](https://www.cityofirving.org/aquatics).

Water Aerobics

Heritage Aquatic Center | 200 S. Jefferson St.
Ready to add a new twist to an exercise program? Consider signing up for a low-impact, high-cardio indoor exercise program in the water.

Mondays and Wednesdays

- 7:30 to 8:15 a.m.
- 8:30 to 9:15 a.m.

Cost is \$2 per class. Ages 18 and older. Register online at [CityofIrving.org/IrvingRec](https://www.cityofirving.org/irvingrec).

Dive-In Movie – Luca

June 16 | 8 p.m.

Heritage Aquatic Center | 200 S. Jefferson St.
Enjoy a family friendly movie on the big screen by the pool. Movies are included with daily admission.



IRVING
WATER
FUN

SPRAY PARKS
NORTHWEST SPRAY PARK
2800 Cheyenne St.

SOUTHWEST SPRAY PARK
2800 Shady Grove Road

FREE | Open Daily | 11 a.m. to 8 p.m.

[CityofIrving.org/Aquatics](https://www.cityofirving.org/aquatics)

Open!
Daily

IRVING
ON STAGE
AT HERITAGE

MARCH – SEPTEMBER

FRIDAYS AT 6:30 P.M.

FREE ADMISSION
HERITAGE PARK • 217 S. MAIN ST.

Irving On Stage is a free series featuring live music, movies, comedy and more!

Dine in the Irving Heritage District or purchase dinner from food trucks.

BRING BLANKETS & LAWN CHAIRS

June 10

Live Music • 6:30 p.m.
Donovan Keith
Live performance with classic soul vocals and infectious showmanship

IrvingEvents.org

JUNETEENTH
CELEBRATION

Celebrate Juneteenth by enjoying an afternoon of live performances from Moore Melodies and the All Funk Radio Show.

June 18 | 3 to 7 p.m.
Bear Creek Heritage Park | 3925 Jackson St.

Admission is free, the event will have fun for all ages. Face painting, balloon art and a bounce house will be available for the kids, along with a classic car show and food vendors for all to enjoy.

For more information, visit [IrvingEvents.org](https://www.IrvingEvents.org) or call (972) 721-2501. ■



NOW HIRING LIFEGUARDS
AGES 15 AND OLDER

Need flexible hours or a job close to home while gaining skills for the future? Lifeguards are in the business of safety and prevention, making them ideal candidates for medical or first responder college programs.

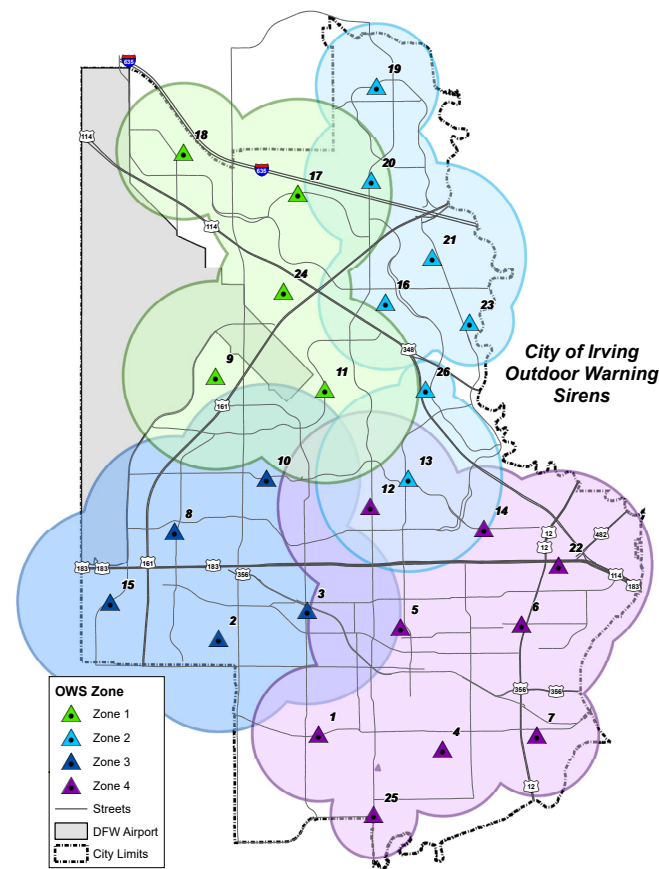
Irving offers all classes needed to become a lifeguard.

The City of Irving Parks and Recreation Department hires Red Cross-certified lifeguards, ages 15 and older, for part- and full-time summer and year-round employment at its aquatic facilities.

To apply, visit [CityofIrving.org/Jobs](https://www.cityofirving.org/jobs).
For more information, call (972) 721-7311 or (972) 721-2718. ■

Residents Reminded to Stay Weather Aware

Severe weather conditions can strike any time of day throughout the year, no matter the season. The City of Irving's Office of Emergency Management reminds residents to stay weather aware and have a household plan.



Irving has 26 strategically placed outdoor warning sirens throughout the city. The sirens are designed to alert individuals who are outside to immediately seek shelter indoors and tune in to local media for more information.

When the National Weather Service (NWS) issues a tornado warning for an area, the warning will include boundaries spanning a small, localized area. Irving's outdoor sirens are sectioned into four zones. If a zone's siren is located within the NWS warning boundary, then all sirens in that zone will sound immediately following the NWS tornado warning announcement.

In doing so, the NWS can provide immediate notification to the area through its four-pronged notification approach — sirens, radio and television stations, text messages and weather radio receivers.

Visit [CityofIrving.org/Emergency-Management](https://www.cityofirving.org/Emergency-Management) for more information.

Be Prepared – Make a Plan

Irving residents are encouraged to create or update their household emergency plan for any disaster that can occur. For resources and tips, visit:

- [Ready.gov](https://www.ready.gov)
- [KnoWhat2Do.com/Resources](https://www.knowwhat2do.com/resources)
- [RedCross.org/Get-Help/How-to-Prepare-for-Emergencies.html](https://www.redcross.org/Get-Help/How-to-Prepare-for-Emergencies.html)

Protect Your Pets This Summer

Summer is a fun time for pet owners to explore a new walking trail, go on a run, enjoy a picnic or simply play in the backyard with their furry friend. However, the summer heat can be dangerous for pets, making it difficult for dogs to cool down and regulate their body temperature.

Residents can protect their pets from the summer's hot weather with the following easy tips:

- Go outside in the cooler parts of the day, such as in the early morning and late evening.
- Ensure pets have easy access to fresh water.
- Avoid walking on surfaces like asphalt, as these surfaces can be very hot and burn the pet's paws.

Additionally, Irving Animal Services reminds residents it is against the law:

- To leave a pet outside without access to a proper shelter to protect them from the weather elements.
- To tether a chain, rope or leash directly around a pet's neck.



- To leave a pet in an idling or parked car without providing adequate air flow and protection from the heat.
- To transport or carry a pet in a truck bed or trailer unless the pet is safely enclosed in a kennel.

Visit [CityofIrving.org/Ordinances](https://www.cityofirving.org/Ordinances) for more information. ■

Summer Reading Challenge, Book Sale, Free Meals

Summer Reading Challenge: Oceans of Possibilities
The 2022 Irving Summer Reading Challenge theme is "Oceans of Possibilities," and is open to all ages: babies, children, teens and adults. Spend the summer reading, connecting with the community and earning prizes through July 31. Register, track reading, write book reviews and play games by visiting [IrvingLibrary.READSsquared.com](https://www.IrvingLibrary.READSsquared.com). All library locations also offer printed logs. The last day to redeem prizes is Aug. 14, or while supplies last.

Weekly and grand prizes are possible for those who participate in the following categories:

- **Babies (ages birth to 2):** Share in early literacy activities to earn a prize pack, which includes a book, stuffed animal and more.
- **Children (ages 3 through grade 5):** Read at least two hours each week to earn a prize and an automatic entry for the Grand Prize Basket drawing.
- **Teens (grades 6-12):** Read books, attend teen programs, write stories and create art to earn prizes and entries to win an iPad.
- **Adults (ages 18 and older):** Read five books from the adult collection for a prize.

June 3-5 | Friends of the Irving Public Library Annual Summer Book Sale

Get ready for a relaxing season of reading and entertainment by stocking up on books, music and videos for all ages at the Annual Summer Book Sale. Many items are less than a dollar, and proceeds support the Irving Public Library. Members of the Friends have the chance to shop the day before the sale opens to the public. Memberships are available at the door.

- **June 3** | 3 to 7 p.m. | Members-Only Preview
- **June 4** | 10 a.m. to 4 p.m. | Open to the public
- **June 5** | 1 to 4 p.m. | Open to the public

The sale is at the Friends Warehouse, 3000 Rock Island Road. Visit [FriendsofIrvingLibrary.com](https://www.FriendsofIrvingLibrary.com) for more information.



June 6-Aug. 12 | Summer Meals

Thanks to CitySquare and AmeriCorps volunteers, kids and teens ages 1-18 will be provided with free nutritious meals during the Summer Reading Challenge. No registration is required.

Meals will be distributed in the parking lots of the South Irving and West Irving Library locations. Youth must be present to receive a meal, are required to eat on-site and have the opportunity to participate in scheduled enrichment activities. Meals will not be provided on June 20, July 4 or July 29.

Schedule:

- **Monday-Friday** | 11:15 to 11:40 a.m.
South Irving Library, South Lot, 601 Schulze Drive
- **Monday-Friday** | 11:50 a.m. to 12:15 p.m.
West Irving Library, 4444 W. Rochelle Road

Meals are regulated by the Texas Department of Agriculture and the USDA. Visit [SummerFood.org](https://www.SummerFood.org) for more information.

PERMITS REQUIRED FOR GARAGE, ESTATE SALES

Garage, yard, rummage and estate sales held in Irving must have a permit. Permits are free and applications are made online at [CityofIrving.org/GarageSale](https://www.cityofirving.org/GarageSale).

In accordance with city ordinances, sales are limited to:

- Two per calendar year per residential address.
- Three consecutive days in duration.

Multifamily complexes are limited to two sales per year, and management must apply for the permit.

Signs may not be placed on telephone poles, street signs, trees or in center medians.

- Signs may be placed in the right-of-way between the sidewalk and street only beginning at 12:01 a.m. Thursday, and must be removed by 11:59 p.m. Sunday.
- Signs may only be placed on private property, not in the right-of-way, for sales Tuesday through Thursday.
- Signs must be picked up at the conclusion of the sale.

Cancellations must be submitted prior to 8 a.m. on the first day of the sale. Complete the online form at [CityofIrving.org/GarageSale](https://www.cityofirving.org/GarageSale) and select "cancel" under Type of Request.

Call (972) 721-4829 for special provisions regarding garage sales at business or nonprofit locations. ■



JUNE LIBRARY FREE PROGRAM SCHEDULE

Each library offers free programs and activities for all ages and interests. Check out the online calendar at [CityofIrving.org/Calendar](https://www.cityofirving.org/Calendar) for more details and contact the library at (972) 721-2440 for information about MiY Zone Makerspace program registration requirements. The online library is always open by visiting the website at [CityofIrving.org/Library](https://www.cityofirving.org/Library) and social media at [@IrvingLibrary](https://www.instagram.com/IrvingLibrary).

June 6, 13, 20, 27 | Limited Series: Crochet Club | Grades 6-12
4 p.m. | South Irving Library
Beginners learn crochet basics every Monday.

June 11 | Come Fly with Us | All Ages
2 p.m. | South Irving Library
The Window to the Wild organization presents birds in this indoor free-flight program.

June 17 | Friday Night Library: Ready, Set, Glow | All ages
7 p.m. | South Irving Library
Light up the night with neon crafts, bubbles, face painting, games and glowing pictures.

June 22 | Oceans of Fun with Sailor Maggie | Kids
2:30 p.m. | Valley Ranch Library
This puppet show features songs about the deep blue sea. A Summer Reading Challenge program.

June 28 | Pirate Treasure Hunt Day | Kids
10 a.m. to 6 p.m. | West Irving Library
Hunt for treasure hidden in the library and earn prizes. A Summer Reading Challenge program.

See the updated summer story time schedule for children and families at [CityofIrving.org/2950/Storytime-Calendar](https://www.cityofirving.org/2950/Storytime-Calendar). ■



Visit [CityofIrving.org/IrvingInvests](https://www.cityofirving.org/irvinginvests) for more information on the city's ongoing infrastructure initiatives. ■

Details of each zoning district can be found at CityofIrving.org/3444/Planning-and-Zoning. ■

Families in need of supplies should contact their school directly. For more information about Supplies for Success, call (972) 721-4909. ■



PLANNING & INSPECTIONS DEPARTMENT CONSTRUCTION FORECAST

June 2022

Note: **Gray highlighted** areas represent a new entry or updated/changed information from the previous report. **Permit Pending:** plans are being reviewed; **Permit Approved:** plans are approved, but the applicant has not paid all fees and picked up the permit; **Permit Issued:** plan review is complete and applicant has paid all fees and picked up the permit; **Permit Planned:** developmental project with estimated application date. **Verification** is the date that the viability of the project was confirmed.

MULTIFAMILY									
#	PROJECT	LOCATION	DESCRIPTION	SQUARE FEET	APX. VALUATION	PROJECT STATUS	APPLICATION DATE	SCHOOL DISTRICT	VERIFICATION
1	Amenity Center	7500 E. Valley Ranch	Amenity Ctr	2,110 SF	\$633,000	Permit Pending	3/3/2020	C-FB	Mar-20
2	Reflections At Valley Ranch	8829 Rodeo Dr.	Apts	unknown	\$1,400,000	Permit Pending	11/2/2020	Irving	Nov-20
3	Heritage Square Apts Parking Garage	151-351 W. Irving Blvd.	Apts	248,768 SF	\$32,000,000	Permit Issued	7/30/2021	Irving	May-22
4	Savannah Apts	320 O'Connor Ridge Blvd.	Apts	49,220 SF	\$6,000,000	Permit Issued	1/12/2022	Irving	Jun-22
5	4-Plex	818-824 Bluebird Dr.	Apts	5,436 SF	\$640,000	Permit Pending	2/7/2022	Irving	Mar-22
6	Peregrine Apts	6001 Love Dr.	Apts	652,850 SF	\$78,000,000	Permit Pending	2/28/2022	C-FB	Mar-22
7	The Heights @ MacArthur	400 S. MacArthur Blvd	Apts	109,769 SF	\$13,550,000	Permit Pending	4/20/2022	Irving	May-22
8	ARG Mustang Apts Parking Garage	601 E. Las Colinas	Apts	591,557 SF	\$60,000,000	Permit Pending	5/17/2022	Irving	Jun-22
9	Alta Riverside Apts Parking Garage	100 W. I. H. 635	Apts	460,654 SF	\$52,500,000	Permit Pending	5/31/2022	C-FB	Jun-22

OFFICE									
#	PROJECT	LOCATION	DESCRIPTION	SQUARE FEET	APX. VALUATION	PROJECT STATUS	APPLICATION DATE	SCHOOL DISTRICT	VERIFICATION
1	Verizon	401-451 Hidden Ridge	Office, Parking Garage	2,258,116 SF	\$272,000,000	Permit Pending	1/31/2020	Irving	Feb-20
2	Ofc Shell building	610 N Britain	Office	4,496 SF	\$314,000	Permit Pending	4/26/2021	Irving	Jun-21
3	Ofc Shell building	220 Virginia	Office	4,810 SF	\$300,000	Permit Pending	5/4/2021	Irving	Jun-21
4	2 Office Bldgs	1307 N. Belt Line Rd	Office	2,400 SF 4,000 SF	\$1,400,000	Permit Pending	8/3/2021	Irving	Oct-21
5	Biolife Plasma	4033 W. Airport Fwy.	Med. Office	10,610 SF	\$7,253,541	Permit Issued	2/9/2022	Irving	May-22

WAREHOUSING/INDUSTRIAL									
#	PROJECT	LOCATION	DESCRIPTION	SQUARE FEET	APX. VALUATION	PROJECT STATUS	APPLICATION DATE	SCHOOL DISTRICT	VERIFICATION
1	American Golf Cars	851 S. Loop 12	Warehouse	13,830 SF	\$700,000	Permit Pending	9/24/2020	Irving	Oct-20
2	Shell Bldg.	4371 Oakview Dr.	Office/Warehouse	6,500 SF	\$750,000	Permit Pending	10/15/2020	Irving	Oct-20
3	Ofc/warehouse Shell Bldg	1717 W Walnut Hill Ln	Warehouse	20,523 SF	\$1,500,000	Permit Approved	4/7/2021	C-FB	May-22
4	Padrino Foods	3210 Conflans	Manufacturing	1,550 SF	\$225,000	Permit Pending	5/12/2021	Irving	Jun-21
5	Auto Repair	2717 Altman Dr.	Auto Repair	3,000 SF	\$300,000	Permit Pending	6/18/2021	Irving	Jul-21
6	Auto Repair Shop	3551 N. Country Club Rd.	Auto Repair	1,770 SF	\$65,000	Permit Pending	6/22/2021	Irving	Jul-21
7	Addition to warehouse	2205 Century Circle	Warehouse	3,080 SF	\$500,000	Permit Issued	8/17/2021	Irving	May-22
8	Real Network Services	4951 Valley Ridge	Warehouse	45,448 SF	\$2,500,000	Permit Pending	8/31/2021	Irving	Sep-21
9	Shell Bldg.	505 N. Wildwood	Warehouse	167,950 SF	\$9,121,000	Permit Issued	11/9/2021	Irving	May-22
10	Rush Truck Centers Addition	525 N. Loop 12	Warehouse	6,230 SF	\$1,000,000	Permit Issued	11/12/2021	Irving	Jun-22
11	Shell Bldg.	4501 Regent Blvd.	Warehouse	141,275 SF	\$9,300,000	Permit Issued	12/13/2021	Irving	May-22
12	Shell Bldg.	4401 Regent Blvd.	Warehouse	186,900 SF	\$11,000,000	Permit Issued	12/13/2021	Irving	May-22

WAREHOUSING/INDUSTRIAL									
#	PROJECT	LOCATION	DESCRIPTION	SQUARE FEET	APX. VALUATION	PROJECT STATUS	APPLICATION DATE	SCHOOL DISTRICT	VERIFICATION
13	Pinpoint Merchandising	1451 Greenway Dr.	Office/Warehouse	39,702 SF	\$4,200,000	Permit Issued	12/17/2021	Irving	Jun-22
14	Shell Bldg.	4651 W. John Carpenter Fwy.	Warehouse	155,050 SF	\$11,200,000	Permit Pending	12/29/2021	Irving	Jan-22
15	Shell Bldg.	4528 W. Royal Ln.	Warehouse	46,261 SF	\$3,700,000	Permit Pending	12/29/2021	Irving	Jan-22
16	Shell Bldg.	4600 W. Royal Ln.	Warehouse	75,596 SF	\$5,700,000	Permit Pending	12/29/2021	Irving	Jan-22
17	Shell Bldg.	4536 W. Royal Ln.	Warehouse	152,120 SF	\$10,700,000	Permit Pending	12/29/2021	Irving	Jan-22
18	McCormick	3235 International Pl.	Industrial	2,947 SF	\$7,000,000	Permit Issued	2/14/2022	Irving	May-22
19	Warehouse Addition	5425 FAA Blvd.	Warehouse	163,150 SF	\$11,676,000	Permit Pending	3/11/2022	Grand Prairie	Apr-22
20	SafStor	3451 N. Country Club	Self Storage	102,075 SF	\$8,715,680	Permit Pending	3/14/2022	Irving	Apr-22
21	Regio Flooring Addition	2215 River Hill	Warehouse	3,310 SF	\$155,570	Permit Pending	3/24/2022	Irving	Apr-22
22	Shell Bldg	2450 Valley View Ln.	Warehouse	120,900 SF	\$11,071,029	Permit Pending	4/5/2022	Irving	May-22
23	Shell Bldg	3244 N. Skyway Circle	Warehouse	84,406 SF	\$15,000,000	Permit Pending	4/19/2022	Irving	May-22
24	New Car Wash Bay	3119 N. S.H. 161	Industrial	5,619 SF	\$980,000	Permit Pending	4/27/2022	Irving	May-22
25	Shell Bldg.	3615 Block Dr.	Warehouse	98,874 SF	\$6,000,000	Permit Pending	5/11/2022	Irving	Jun-22

RETAIL									
#	PROJECT	LOCATION	DESCRIPTION	SQUARE FEET	APX. VALUATION	PROJECT STATUS	APPLICATION DATE	SCHOOL DISTRICT	VERIFICATION
1	Addn to Liquor Store	4910 W. Airport Fwy	Liquor Store	850 SF	\$90,000	Permit Pending	3/9/2021	Irving	Jun-21
2	Addn to Kroger	7505 N. MacArthur Blvd	Retail	930 SF	\$150,000	Permit Issued	3/10/2021	C-FB	May-22
3	Shell Bldg.	1625 W. Airport Fwy.	Retail	3,602 SF	\$300,000	Permit Pending	10/1/2021	Irving	Oct-21
4	Shell Bldg.	525 W. Airport Fwy.	Retail	4,772 SF	\$500,000	Permit Pending	11/4/2021	Irving	Dec-21
6	Shell Bldg.	604 S. Valley Ranch Pkwy.	Retail	5,000 SF	\$500,000	Permit Issued	12/9/2021	Irving	Jun-22
7	Shell Bldg.	4500 N. MacArthur Blvd.	Retail	14,100 SF	\$1,500,000	Permit Pending	3/7/2022	C-FB/Irving	Mar-22
8	Shell Bldg.	4510 N. MacArthur Blvd.	Retail	5,922 SF	\$625,000	Permit Pending	2/8/2022	C-FB/Irving	Mar-22
9	Shell Bldg.	4520 N. MacArthur Blvd.	Retail	5,922 SF	\$625,000	Permit Pending	2/8/2022	C-FB/Irving	Mar-22
10	Shell Bldg.	4530 N. MacArthur Blvd.	Retail	5,922 SF	\$625,000	Permit Pending	2/8/2022	C-FB/Irving	Mar-22
11	Shell Bldg.	4540 N. MacArthur	Retail	5,922 SF	\$625,000	Permit Pending	2/8/2022	C-FB/Irving	Mar-22
12	Lifetime Fitness	N. S.H. 161	Gym	105,813 SF	\$35,000,000	Permit Pending	3/30/2022	C-FB/Irving	Apr-22
13	Green Acres Addn.	2800 Ranch Trail	Botanical Nursery	20,888 SF	\$3,800,000	Permit Pending	4/4/2022	Coppell	Apr-22
14	Shell Bldg.	2800 Glenwick	Retail	3,600 SF	\$250,000	Permit Pending	5/6/2022	Coppell	Jun-22
15	Green Acres Addn. Greenhouses	2800 Ranch Trail	Botanical Nursery	16,336 SF	\$2,500,000	Permit Pending	5/24/2022	Coppell	Jun-22

HOTEL									
#	PROJECT	LOCATION	DESCRIPTION	SQUARE FEET	APX.	PROJECT STATUS	APPLICATION	DISTRICT	VERIFICATION
1	Hampton Inn & Suites	4600 Plaza	Hotel	121,770 SF	\$2,000,000	Permit Approved	11/8/2019	Coppell	Jul-21
2	Radisson Hotel	8230 Esters Blvd	Hotel	109,112 SF	\$5,500,000	Permit Pending	6/10/2020	Coppell	Jul-20
3	TRU Hotel	2100 Valley View	Hotel	53,490 SF	\$6,400,000	Permit Pending	9/29/2020	Irving	Oct-20
4	Indigo Hotel	455 E John Carpenter	Hotel	97,385 SF	\$18,000,000	Permit Issued	5/17/2021	Irving	Jun-22
5	Hampton Inn & Suites	701 W. Airport Fwy.	Hotel	61,840 SF	\$6,600,000	Permit Issued	6/22/2021	Irving	May-22
6	Staybridge Suites	2350 Valley View	Hotel	97,654 SF	\$6,500,000	Permit Pending	4/29/2022	Irving	May-22

RESTAURANT									
#	PROJECT	LOCATION	DESCRIPTION	SQUARE FEET	APX. VALUATION	PROJECT STATUS	APPLICATION DATE	SCHOOL DISTRICT	VERIFICATION
1	Shell Bldg	2203 W. Irving Blvd.	Restaurant	10,922 SF	\$1,500,000	Permit Pending	10/25/2021	Irving	Apr-22

INSTITUTIONAL									
#	PROJECT	LOCATION	DESCRIPTION	SQUARE FEET	APX. VALUATION	PROJECT STATUS	APPLICATION DATE	SCHOOL DISTRICT	VERIFICATION
1	Shirdi Sai Center of Texas	3600 Carbon Road	Church	27,999 SF	\$1,539,945	Permit Issued	3/1/2021	Irving	May-22
2	Holy Family Trinity	2323 Cheyene	School Addn	5,000 SF	\$2,400,000	Permit Pending	5/28/2021	Irving	Jun-21
3	Addition to Bear Creek Church	2700 Finley	Church	7,828 SF	\$850,000	Permit Issued	8/31/2021	Irving	Jun-22
4	Barkaat UI Quran	2380 W. Northgate Dr.	Church	13,488 SF	\$1,300,000	Permit Pending	9/28/2021	Irving	Oct-21
5	Ebenezer Full Gospel Assembly	1927 Rosebud Dr.	Church	8,454 SF	\$1,000,000	Permit Pending	12/22/2021	Irving	Jan-22

INSTITUTIONAL									
#	PROJECT	LOCATION	DESCRIPTION	SQUARE FEET	APX. VALUATION	PROJECT STATUS	APPLICATION DATE	SCHOOL DISTRICT	VERIFICATION
6	Iglesia Evangelica	1306 N. Union Bower Rd.	Church	3,480 SF	\$180,000	Permit Pending	2/9/2022	Irving	Mar-22
7	Lien Hoa Buddhist Monastery	2020 Rose St.	Church	900 SF	\$250,000	Permit Issued	2/11/2022	Irving	May-22

NEW SINGLE FAMILY/TOWNHOUSE DWELLINGS									
#	DATE	TOTAL UNITS ISSUED	TOTAL VALUE	SINGLE FAMILY	VALUE	TOWNHOUSES	VALUE	MOBILE HOMES	VALUE
	May-22	22	\$7,108,077	10	\$4,451,577	12	\$2,656,500	0	\$0

This list does not reflect projects that are confidential in nature. An increasing number of projects have asked for this confidentiality.
C-FB = Carrollton-Farmers Branch

**IRVING CONVENTION AND VISITORS BUREAU
BOARD OF DIRECTORS
MONDAY, JUNE 27, 2022**

**BUREAU MANAGEMENT
AND
STAFF REPORTS**



ICVB Memorandum

Date: June 14, 2022

To: Maura Gast, FCDME, Executive Director

From: Lori Fojtasek, Vice President, Sales & Services

RE: Sales & Services Department Board Report for May 2022

Convention Sales Activities

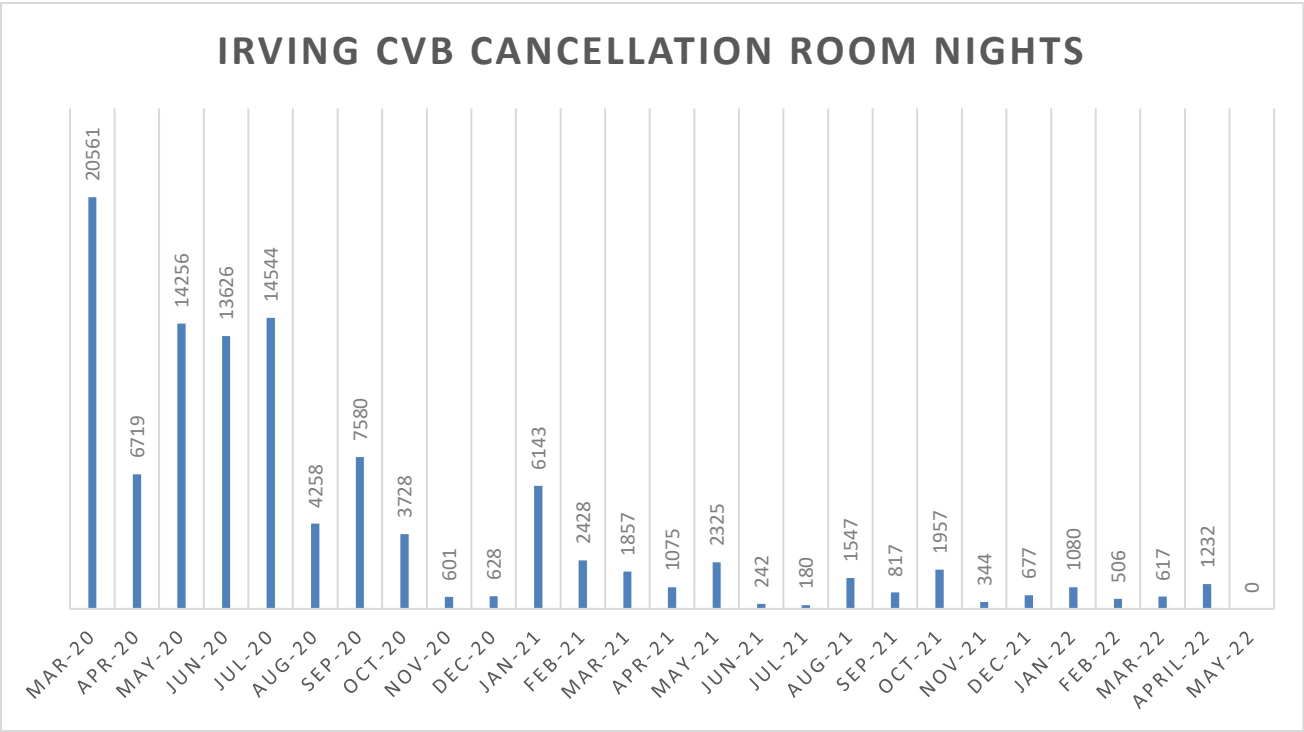
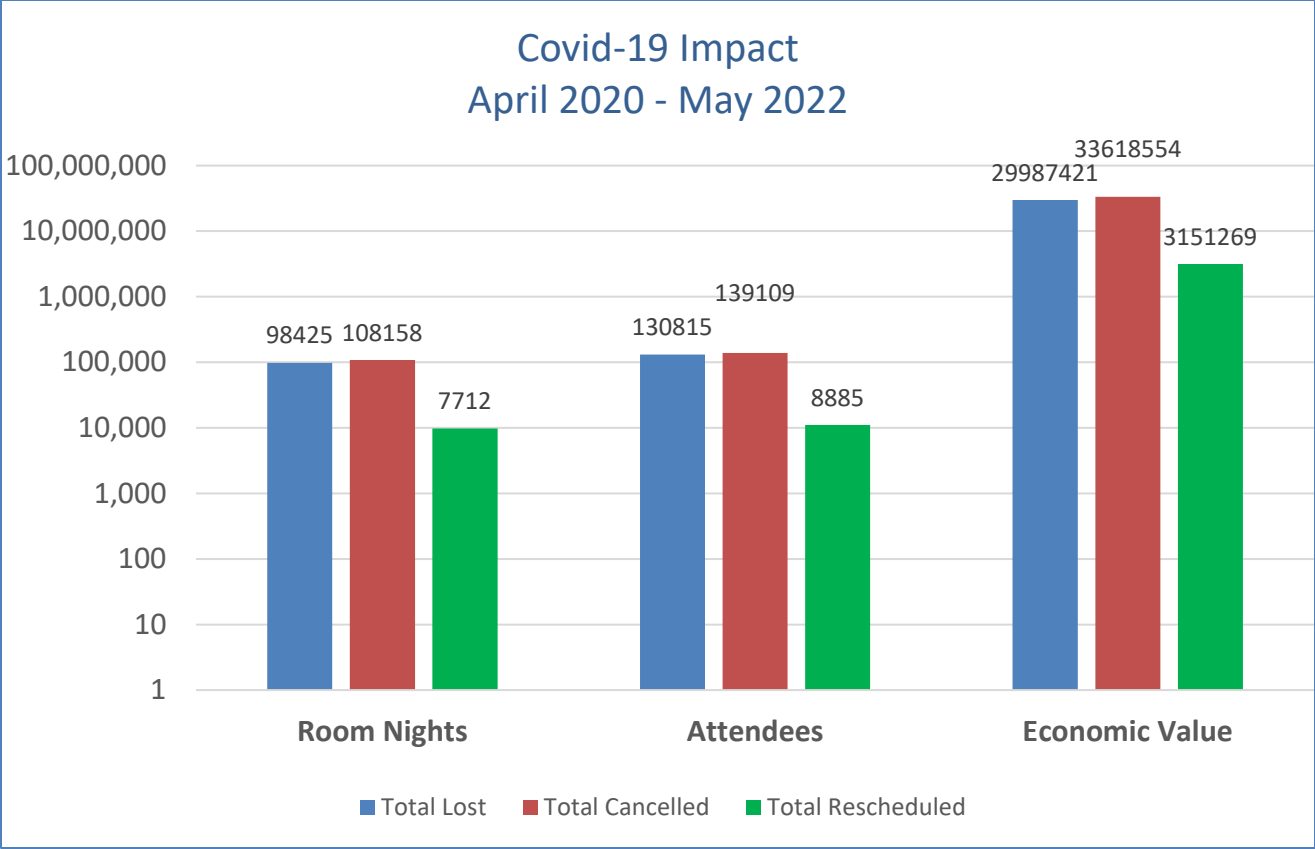
Leads Generated	May	YTD
Irving CVB – Hotel Leads	104	784
Irving Convention Center Leads	35	306

December

Room Nights Generated	Monthly Goal	May 2022 Actuals	May 2021 Actuals	FY 2021-22 Annual Goal	FY 2021-22 YTD Actuals	FY 2020-21 YTD Actuals	May Convention Center	Convention Center YTD
Definite Room Nights	7842	7153	5668	94098	58859	57686	881	17488
Lost Room Nights		47644	18832		268977	174484	19518	144414

Travel & Activity

May	Organization	Event	Location
2-5	Sports ETA	Tradeshow	Fort Worth, TX
9-12	HelmsBriscoe	Annual Business Conference	Las Vegas, NV
25	Lamont Co	AXS 022	Denton, TX



Customer Services Activity May 2022

Groups Served	
May	7
YTD	89

Proclamations/Welcomes/Flags:

- Welcome/Proclamation/Flag(s) – 100th Bomb Group Foundation, November 29, 2021 – Councilman Zapanta
- Welcome/Proclamation – Black Girls Golf Summit, November 4, 2021 – Mayor Stopfer
- Welcome/Proclamation – Weekend of Honor, November 13, 2021 – Councilman Taylor
- Mayor/Official Welcome/Proclamation/Flag - Texas Association of Student Councils, April 11, 2022 - Mayor Stopfer
- Mayor Welcome/Ribbon Cutting – DFW Minority Supplier, May 3, 2022 – Mayor Stopfer
- Welcome/Proclamation/Flag(s) – 173rd Airborne Brigade, May 2022, TBD

Pending:

- Mayor/Elected Official Welcome – SE Colorectal Cancer, June 17, Mayor Pro Tem Kyle Taylor

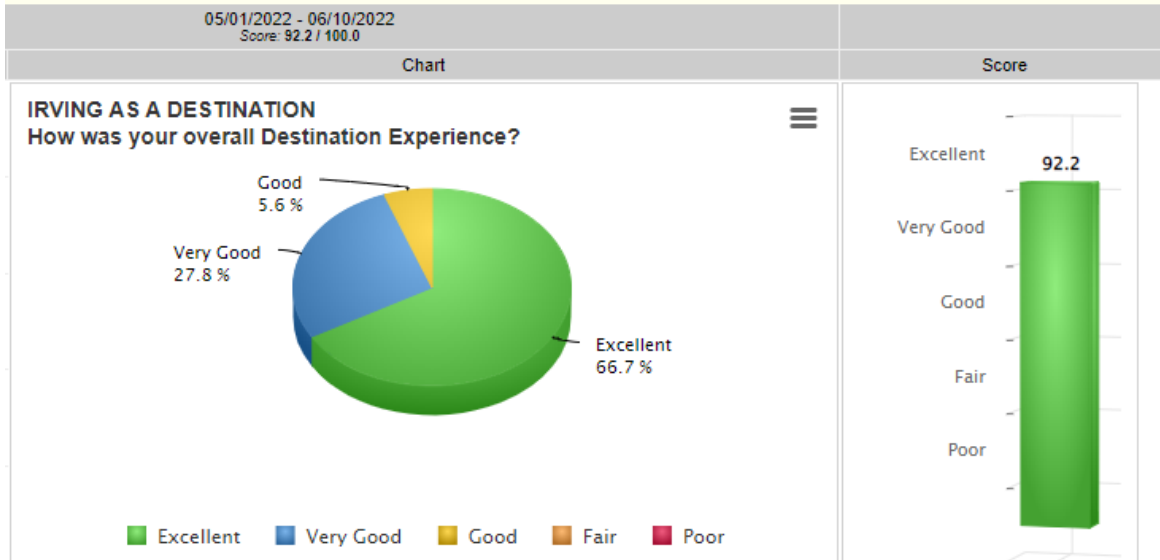
May Servicing & Inventory:

Service Type	7 Groups Served	Total Inventory Utilized
Proclamations/Flags/Welcomes	1	Mayoral/Council Appearance/Letter/Flag
Name Badge/Lanyard Services	4	580 Badges/ 550 Lanyards
Pens	4	660
Bags	3	582
Promotional Materials	2	400 Restaurant/400 TMF maps
Staffing Services	2	48 hours total

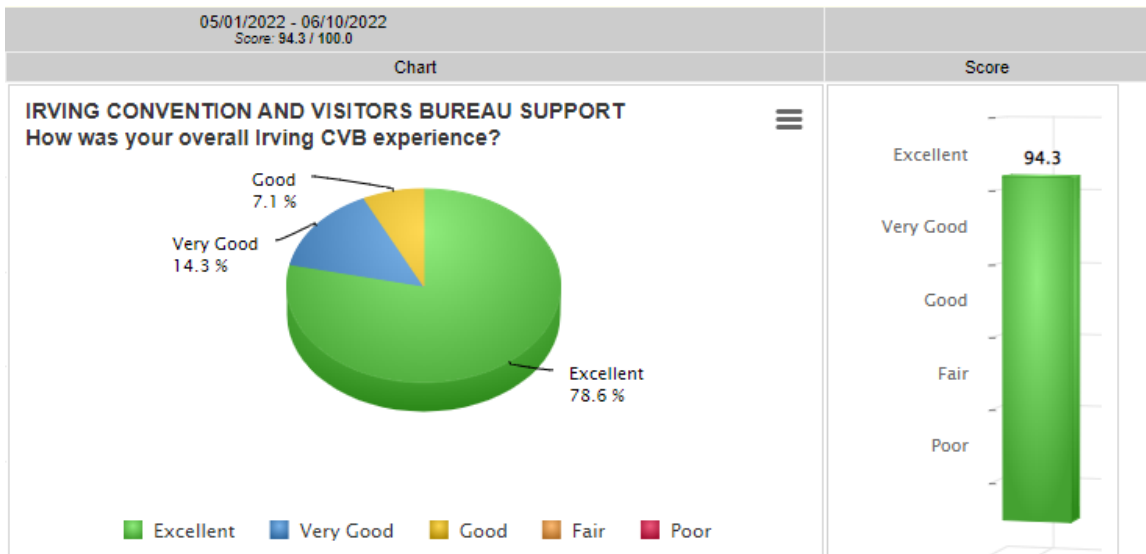
Event Location: Hotels: 4 Irving Convention Center: 3 Other: 0

May Customer Service Satisfaction Survey Results

1. How was your overall destination experience?



2. How was your overall Convention and Visitors Bureau Experience?



Definite Bookings June 2022 – October 2022

Customer	Meeting	Arrival	Departure	Attendees	Requested Rooms
North Texas RPG-Con	North Texas RPG-Con 2022	6/1/2022	6/5/2022	500	547
Vizient, Inc.	Vizient, Inc. 2022 Service Awards Luncheon	6/2/2022	6/4/2022	125	25
Seattle Mariners Baseball Club	Seattle Mariners vs Texas Rangers	6/2/2022	6/5/2022	60	180
Diamond Tours	Diamond Tours	6/4/2022	6/10/2022	50	54
SANS Institute	SANS Institute - Dallas Summer 2022	6/4/2022	6/11/2022	100	589
SANS Institute	SANS Institute - Dallas Summer 2022	6/4/2022	6/11/2022	100	589
New Western Acquisitions	Get to Work	6/5/2022	6/7/2022	125	70
The Petroleum Alliance of Oklahoma	The Petroleum Alliance of Oklahoma 2022	6/6/2022	6/11/2022	300	611
McKesson Corporation	#14559 Regulatory Affairs Team Meeting June 2022	6/6/2022	6/8/2022	90	145
McKesson Corporation	FY23 Ignite Cohort 1 & 2 Meeting Series	6/6/2022	6/9/2022	18	56
Cvent, Incorporated	Professional Advancement and Instructor Seminar	6/9/2022	6/11/2022	15	21
International Association for Orthodontics	Professional Advancement and Instructor Seminar - 1st Session	6/9/2022	6/11/2022	15	21
Texas Association of School Business Officials	TASBO	6/11/2022	6/16/2022	1000	1370
National Lawn and Garden Show	National Lawn and Garden Show 2022	6/12/2022	6/16/2022	150	260
Houston Astros Baseball Club	Houston Astros vs Texas Rangers	6/12/2022	6/15/2022	70	210
Modis/ Adecco	Modis June Meeting	6/12/2022	6/15/2022	30	120
Brinker International	Brinker VPO Meeting June 2022	6/14/2022	6/16/2022	21	42
American Cancer Society	ACS/ Southeastern Colorectal Cancer Consortium	6/15/2022	6/16/2022	110	230

Customer	Meeting	Arrival	Departure	Attendees	Requested Rooms
McKesson Corporation	#14188 APP Onboarding - June 2022	6/19/2022	6/23/2022	50	200
Philadelphia Phillies	Philadelphia Phillies vs Texas Rangers	6/19/2022	6/22/2022	83	249
Learning Forward Texas	Learning Forward Texas	6/20/2022	6/22/2022	1000	700
PAMM Expo, LLC	Model & Talent EXPO Jun2022	6/21/2022	6/26/2022	400	1626
Greystone Interests, LLC	The Greystone Event 2022	6/21/2022	6/25/2022	160	248
American College of Emergency Physicians	ACEP June Board Meeting	6/21/2022	6/23/2022	20	37
Steubenville	Steubenville / Life Teen	6/22/2022	6/26/2022	5000	3000
JLM Creative Events	Applique Getaway 2022	6/22/2022	6/27/2022	450	315
Washington Commanders	Washington Nationals vs Texas Rangers	6/22/2022	6/26/2022	61	244
Family Reunions Blanket Account	Ferguson Family Reunion	6/23/2022	6/26/2022	150	105
AtriCure, Inc.	Advanced Hybrid	6/23/2022	6/24/2022	40	43
United States Armwrestling and Wristwrestling Association, Inc.	US Armwrestling National Championship 2022	6/24/2022	6/26/2022	500	200
RISE Adaptive Sports	Rise Adaptive Sports	6/24/2022	6/26/2022	30	30
DBC Pri-Med	DBC Pri-Med Regional CME/CE Conference	6/26/2022	7/1/2022	500	73
Doximity Inc.	Doximity 2022 Coin Offsite Meeting - June - V2 Irving, TX	6/26/2022	6/28/2022	63	129
USA Rice Federation	2022 USA Rice Federation Annual Business Meeting	7/5/2022	7/9/2022	155	450
RISE Adaptive Sports	Rise Adaptive Sports - Rooms Only	7/8/2022	7/10/2022	50	30
Building Professional Institute	2022 Building Professional Institute	7/9/2022	7/14/2022	700	82
American Peanut Research and Education Society	2022 APRES - American Peanut Research & Education Society	7/10/2022	7/14/2022	150	450
ADT	ADT Quarterly Meeting	7/11/2022	7/15/2022	100	400
Debbie Sardone Consulting	Pro Field Trip Summer 2022	7/12/2022	7/14/2022	40	38

Customer	Meeting	Arrival	Departure	Attendees	Requested Rooms
Texas Trial Lawyers Association	Trial Advocacy College of Texas (TACT) 2022	7/17/2022	7/19/2022	100	105
American College of Emergency Physicians	ACEP Corporate Council Meeting	7/18/2022	7/19/2022	230	244
TruckSpy	Linehaul Summit	7/20/2022	7/23/2022	600	305
TexSom	The Court of Master Sommeliers - July 2022	7/23/2022	7/25/2022	100	145
Solution Tree	2022 Team Institute	7/25/2022	7/29/2022	525	435
Apostolic Affiliation Inc.	Apostolic Affiliation 2022	7/28/2022	7/30/2022	300	135
Tech Conferences	Share Point Fest	8/7/2022	8/12/2022	400	420
Insurance Designers of America	IDA-KOP 2022	8/7/2022	8/10/2022	70	160
Herzog	Herzog August 2022	8/8/2022	8/11/2022	115	400
Snap On, Incorporated	Snap On 2022 Franchise Conference Overflow from Grapevine	8/9/2022	8/15/2022	1800	370
International Association for Orthodontics	Professional Advancement and Instructor Seminar - 2nd Session	8/11/2022	8/13/2022	15	21
North Texas Sewing and Quilt Expo	North Texas Sewing and Quilt Expo	8/12/2022	8/21/2022	4000	1581
Caterpillar	Energy & Transportation	8/19/2022	8/26/2022	45	188
Texas Society of CPA's	TXCPA Summit 2020 Conference	8/21/2022	8/23/2022	350	60
American College of Emergency Physicians	ACEP EM Group Academy - August 2022	8/22/2022	8/24/2022	60	123
TexSom	2022 TEXSOM Conference - Staff Block (Rooming List)	8/24/2022	9/1/2022	500	354
TexSom	2022 TEXSOM Conference - Vendor Block (Individual Call-In/Online Reservations)	8/25/2022	8/31/2022	500	352
Cocaine Anonymous World Services Office, Inc.	Cocaine Anonymous World Services Conference 2022	8/26/2022	9/4/2022	200	420
Kingdom Global Ministries	KGM World Connect 2022	8/27/2022	9/3/2022	350	335
Dallas Chess Club	Dallas Chess Club	9/1/2022	9/6/2022	75	135

Customer	Meeting	Arrival	Departure	Attendees	Requested Rooms
Texas Society of Association Executives	TSAE 2022 New Ideas Annual Conference	9/9/2022	9/13/2022	450	980
Caterpillar	Resources Industries	9/9/2022	9/16/2022	45	188
Lion Street	Lion Street Indaba 2022	9/10/2022	9/14/2022	285	675
National Council for State Authorization Reciprocity Agreements	NCSARA State Meeting	9/11/2022	9/14/2022	115	256
Black Box Intelligence	2022 Global Best Practices Conference	9/13/2022	9/17/2022	275	355
Texas Podiatric Medical Association	2022 TPMA Southwest Foot and Ankle Conference	9/14/2022	9/17/2022	400	291
FenCon	2022 FenCon	9/15/2022	9/18/2022	400	400
Motivated Mom's Retreat	Motivated Mom's Reunion	9/15/2022	9/18/2022	200	160
Strategic Franchising	Strategic Franchising 2022	9/17/2022	9/22/2022	375	710
Diamond Tours	Diamond Tours	9/18/2022	9/23/2022	50	54
American College of Osteopathic Obstetricians & Gynecologists	ACOOG - 2022 Fall Conference	9/21/2022	9/24/2022	425	685
The Southwestern Invitational	The Southwestern Invitational 2022	9/22/2022	9/25/2022	400	298
Parker University	2022 Seminar	9/26/2022	10/1/2022	60	170
University of Dallas	University of Dallas	9/29/2022	10/2/2022	250	120
Texas Association of Life and Health Insurers	2022 TALHI Round Up	10/2/2022	10/4/2022	90	120
McKesson Corporation	FY23 Ignite Cohort #2 Kick Off Meeting	10/3/2022	10/6/2022	14	68
Lone Star Leather Crafters Guild	International Federation of Leather Guilds Show	10/4/2022	10/8/2022	150	250
Tribute to Valor Foundation	Tribute to Valor Foundation Gala	10/5/2022	10/9/2022	350	145
Southwest Collectors Association	2022 Annual Regional Conference	10/8/2022	10/12/2022	120	135
ServiceNow	5678 ServiceNow NowSummit 2020 DC	10/9/2022	10/12/2022	90	229
Insurance Designers of America	IDA Annual Fall Conference-2022	10/9/2022	10/14/2022	212	212
Catholic Bar Association	Catholic Bar Association	10/12/2022	10/16/2022	125	156

Customer	Meeting	Arrival	Departure	Attendees	Requested Rooms
International Association for Orthodontics	Professional Advancement and Instructor Seminar - 3rd Session	10/13/2022	10/15/2022	15	21
Assemblies of God/Marriage	Marriage Encounters	10/14/2022	10/16/2022	80	80
Boy Scouts of America	National Executive Board & Committees Meeting 10/2022	10/16/2022	10/18/2022	75	153
Council of Petroleum Accountants Societies	COPAS - Council of Petroleum Accountants Societies - 2022 Fall National Meeting	10/16/2022	10/22/2022	250	450
Brotherhood of Men	Brotherhood of Men	10/25/2022	10/30/2022	400	170
Career Colleges and Schools of Texas	Career Colleges and Schools of Texas	10/25/2022	10/26/2022	350	90
Texas Physical Therapy Association	TPTA 2022 Annual Conference	10/26/2022	10/29/2022	650	341
Sidewalk Advocates for Life	Sidewalk Advocates for Life Oct2020	10/28/2022	10/29/2022	200	200

**Highlighted items above are Target Industries for Irving



DATE: June 21, 2022
TO: Maura Gast, Executive Director
FROM: Susan Rose, VP Finance & Administration
RE: STR and AirDNA Data Reports – May Data

STR

Irving's hotel occupancy rate for May was 71.2%, which is higher than the US and Texas. When comparing current month's occupancy numbers to last year, Irving's occupancy was up 15.3%, while Texas figures increased 3.7% and the US figures increased 10.1% for the month. Demand for the current period increased 14.1%, and YTD has increased 27.2% over last year, while STR data reflects a 15.3% increase for the current period and a 27.3% increase in YTD occupancy compared to 2021.

For the average daily rate, Irving was \$118.46, up 28.5% in May compared to last year, leaving Irving's YTD average daily rate at \$111.97, up 37.2% over last year.

As you review the current data, please remember that this time last year, we were seeing the onslaught of the pandemic and confidence in traveling had not yet returned. While the data may reflect an uptick from last year's lowest times, it should definitely not be mistaken for a complete recovery.

AirDNA

For the month of May, there were 535 available listings in Irving which was a 16.8% increase in listings over last year's figure of 458. The average daily rate for May was \$195.15, which was a decrease of 7.54% over last year, with an occupancy percentage of 64.9%, which was a decrease of 1.33% compared to last year.

For the hotel comparable subset, the average daily rate for May was \$114.97, an increase of 12.99% from last year, with occupancy at 71.4%, an increase of 9.48% from last year.

All STR & AirDNA graphs are accessible via the board web portal and can be found at www.irvingtexas.com/board.

Tab 4 - Multi-Segment

Irving TX CVB
For the month of: May 2022

	Current Month - May 2022 vs May 2021												Year to Date - May 2022 vs May 2021											
	Occ %		ADR		RevPAR		Percent Change from May 2021						Occ %		ADR		RevPAR		Percent Change from YTD 2021					
	2022	2021	2022	2021	2022	2021	Occ	ADR	RevPAR	Room Rev	Room Avail	Room Sold	2022	2021	2022	2021	2022	2021	Occ	ADR	RevPAR	Room Rev	Room Avail	Room Sold
United States	65.1	59.1	149.91	118.26	97.53	69.88	10.1	26.8	39.6	42.6	2.2	12.5	59.9	51.1	142.82	106.75	85.50	54.56	17.1	33.8	56.7	62.0	3.4	21.1
Texas	64.2	61.8	117.37	97.22	75.31	60.13	3.7	20.7	25.2	26.7	1.1	4.9	61.9	56.5	111.83	87.05	69.25	49.20	9.6	28.5	40.7	43.0	1.6	11.3
Atlanta, GA	68.6	62.0	121.91	96.84	83.59	60.03	10.6	25.9	39.2	43.6	3.1	14.1	63.7	56.2	114.87	88.20	73.19	49.55	13.4	30.2	47.7	53.1	3.6	17.5
Arlington, TX	71.0	67.0	101.58	93.01	72.13	62.35	5.9	9.2	15.7	15.7	0.0	5.9	67.7	61.9	101.39	81.57	68.66	50.52	9.3	24.3	35.9	35.9	-0.0	9.3
Charlotte, NC	66.3	58.3	120.19	94.19	79.72	54.90	13.8	27.6	45.2	48.4	2.2	16.3	61.8	49.7	113.10	84.86	69.85	42.15	24.3	33.3	65.7	71.4	3.4	28.6
Fort Worth, TX+	68.3	64.0	125.93	101.92	85.98	65.19	6.8	23.6	31.9	34.1	1.7	8.5	66.6	58.8	121.05	89.10	80.64	52.41	13.2	35.9	53.9	59.1	3.4	17.1
Frisco, TX+	66.4	54.5	142.36	120.65	94.48	65.76	21.8	18.0	43.7	43.7	0.0	21.8	60.0	48.3	140.76	109.95	84.50	53.06	24.4	28.0	59.3	61.2	1.2	25.9
Grapevine, TX+	74.7	52.1	189.38	168.66	141.43	87.87	43.3	12.3	61.0	61.0	0.0	43.3	68.9	43.5	190.77	162.87	131.46	70.81	58.5	17.1	85.6	89.2	1.9	61.6
Irving, TX+	71.2	61.8	118.46	92.17	84.36	56.94	15.3	28.5	48.2	47.8	-0.3	15.0	66.8	52.5	111.97	81.58	74.85	42.83	27.3	37.2	74.8	77.3	1.5	29.2
Nashville, TN	74.3	61.3	179.48	126.98	133.26	77.84	21.1	41.3	71.2	79.2	4.7	26.8	65.6	48.5	163.09	106.57	107.03	51.69	35.3	53.0	107.0	117.3	4.9	42.0
Phoenix, AZ	69.3	62.1	153.67	125.39	106.48	77.84	11.6	22.6	36.8	37.8	0.7	12.4	73.4	61.4	187.75	128.37	137.86	78.87	19.5	46.3	74.8	78.6	2.2	22.1
San Jose, CA+	62.8	46.7	161.59	106.08	101.53	49.58	34.4	52.3	104.8	133.0	13.8	53.0	56.6	39.6	135.15	100.92	76.46	40.01	42.7	33.9	91.1	96.9	3.0	47.0

Competitive Set Comparison														
Actual Figures							Percent of Change from Last Year							
	Current Month			Year-To-Date				Current Month			Year-To-Date			
	OCC	ADR	RvPAR	OCC	ADR	RvPAR		OCC	ADR	RvPAR	OCC	ADR	RvPAR	
US	69.6	143.30	99.71	56.2	117.11	65.77	US	47.7	40.2	107.0	28.6	8.6	39.6	
Texas	65.7	105.97	69.67	59.2	92.24	54.60	Texas	49.7	38.6	107.5	30.3	6.3	38.4	
Irving	65.6	98.71	64.73	56.2	87.07	48.95	Irving	91.6	37.5	163.4	31.3	-7.6	21.3	
Best USA	Grpvine	Grpvine	Grpvine	Arlngtn	Grpvine	Grpvine	Best USA	Grpvine	Nshville	Nshville	Frisco	Arlngtn	Arlngtn	
	78.7	210.08	165.27	64.9	179.71	94.20		145.5	69.0	227.7	43.4	13.8	42.5	
Best Texas	Grpvine	Grpvine	Grpvine	Arlngtn	Grpvine	Grpvine	Best Texas	Grpvine	Arlngtn	Grpvine	Frisco	Arlngtn	Arlngtn	
	78.7	210.08	165.27	64.9	179.71	94.20		145.5	51.9	189.4	43.4	13.8	42.5	
Worst USA	SanJose	Irving	SanJose	SanJose	Irving	SanJose	Worst USA	Phoenix	SanJose	SanJose	SanJose	SanJose	SanJose	
	54.5	98.71	63.05	43.6	87.07	46.34		40.9	11.7	79.6	10.6	-31.8	-24.6	
Worst Texas	Frisco	Irving	Irving	Frisco	Irving	Irving	Worst Texas	Arlngtn	Grpvine	Arlngtn	Arlngtn	Irving	Irving	
	60.8	98.71	64.73	52.3	87.07	48.95		44.1	17.9	118.9	25.2	-7.6	21.3	
Note: "Best" and "Worst" notations above refer to destinations within this competitive set only														

A blank row indicates insufficient data.

2022 © CoStar Group. This STR Report is a publication of STR, LLC and STR Global, Ltd., CoStar Group companies, and is intended solely for use by paid subscribers. The information in the STR Report is provided on an "as is" and "as available" basis and should not be construed as investment, tax, accounting or legal advice. Reproduction or distribution of this STR Report, in whole or part, without written permission is prohibited and subject to legal action. If you have received this report and are NOT a subscriber to this STR Report, please contact us immediately. Source: 2022 STR, LLC / STR Global, Ltd. trading as "STR".

Tab 6 - Multi-Segment Custom Sets+

Irving TX CVB
For the month of: May 2022

	Current Month - May 2022 vs May 2021												Year to Date - May 2022 vs May 2021											
	Occ %		ADR		RevPAR		Percent Change from May 2021						Occ %		ADR		RevPAR		Percent Change from YTD 2021					
	2022	2021	2022	2021	2022	2021	Occ	ADR	RevPAR	Room Rev	Room Avail	Room Sold	2022	2021	2022	2021	2022	2021	Occ	ADR	RevPAR	Room Rev	Room Avail	Room Sold
Irving, TX+	71.2	61.8	118.46	92.17	84.36	56.94	15.3	28.5	48.2	47.8	-0.3	15.0	66.8	52.5	111.97	81.58	74.85	42.83	27.3	37.2	74.8	77.3	1.5	29.2
Luxury/Full Service Irving+	69.7	51.5	165.44	131.39	115.35	67.68	35.4	25.9	70.4	70.4	0.0	35.4	63.9	40.0	155.37	117.76	99.34	47.16	59.7	31.9	110.7	115.3	2.2	63.2
All Suite/Extended Stay Irving+	73.0	71.3	93.88	76.53	68.53	54.56	2.4	22.7	25.6	25.6	0.0	2.4	69.9	63.7	90.80	69.54	63.48	44.30	9.7	30.6	43.3	43.3	0.0	9.7
Limited Service Irving+	76.6	65.2	107.95	84.94	82.69	55.42	17.4	27.1	49.2	58.9	6.5	25.0	72.6	58.2	103.44	74.83	75.05	43.52	24.7	38.2	72.4	83.6	6.5	32.8
Budget Irving+	67.1	64.9	65.96	60.68	44.23	39.36	3.4	8.7	12.4	5.8	-5.8	-2.6	63.3	55.4	65.37	56.02	41.38	31.06	14.2	16.7	33.2	31.5	-1.3	12.7
Las Colinas+	68.3	59.7	141.07	103.52	96.29	61.79	14.4	36.3	55.8	55.8	0.0	14.4	63.5	49.0	130.20	90.60	82.66	44.40	29.5	43.7	86.2	86.2	0.0	29.5
DFW North+	75.0	62.8	110.20	88.25	82.63	55.39	19.5	24.9	49.2	53.2	2.7	22.7	72.1	53.8	105.34	77.43	75.94	41.62	34.1	36.1	82.5	92.6	5.5	41.6
DFW South+	71.3	63.8	95.23	80.64	67.89	51.43	11.8	18.1	32.0	26.8	-4.0	7.3	65.8	56.3	93.93	74.20	61.81	41.80	16.8	26.6	47.9	46.6	-0.8	15.8
Full Service Las Colinas+	65.6	45.0	211.22	167.61	138.64	75.36	46.0	26.0	84.0	84.0	0.0	46.0	57.9	32.1	197.13	154.15	114.13	49.48	80.4	27.9	130.7	130.7	0.0	80.4
Limited Service Las Colinas+	70.2	70.8	91.75	72.89	64.43	51.58	-0.8	25.9	24.9	24.9	0.0	-0.8	67.7	61.7	87.15	65.74	59.00	40.59	9.7	32.6	45.4	45.4	0.0	9.7
Full Service DFW North+	73.7	49.4	141.26	118.94	104.10	58.75	49.2	18.8	77.2	77.2	0.0	49.2	69.6	37.6	135.16	106.68	94.04	40.09	85.2	26.7	134.6	151.5	7.2	98.5
Limited Service DFW North+	75.8	71.8	90.79	74.05	68.83	53.14	5.6	22.6	29.5	35.4	4.5	10.4	73.7	63.9	87.25	66.64	64.30	42.58	15.4	30.9	51.0	57.8	4.5	20.6
Full Service DFW South+																								
Limited Service DFW South+	70.7	61.7	86.62	74.19	61.27	45.75	14.7	16.7	33.9	26.3	-5.7	8.2	64.7	54.5	86.25	68.54	55.81	37.39	18.6	25.8	49.3	47.5	-1.2	17.2

AirBNB Data	Occ %		ADR		RevPAR		Percent Change from Prior Year						Occ %		ADR		RevPAR		Percent Change from Prior Year YTD					
	2022	2021	2022	2021	2022	2021	Occ	ADR	Rev PAR	Room Rev	Room Avail	Room Sold	2022	2021	2022	2021	2022	2021	Occ	ADR	Rev PAR	Room Rev	Room Avail	Room Sold
Entire Place	64.9	65.8	195.15	211.07	126.69	138.86	-1.33	-7.54	-8.77	46.5	42.6	36.7	58.9	58.32	210.11	193.72	123.77	112.97	1.02	8.46	9.57	45.0	33.6	27.9
Hotel Comparable	71.4	65.19	114.97	101.75	82.05	66.33	9.48	12.99	23.70	147.2	99.9	118.8	63.5	57.18	111.44	94.19	70.78	53.86	11.07	18.31	31.41	73.3	31.9	46.5

Available Listings	2022	2021	% Chg
Entire Place	358	293	22.2
Private Room	129	123	4.9
Shared Room	48	42	14.3
Total Available Listings	535	458	16.8

	Participation			
	Properties		Rooms	
	Census	Sample	Census	Sample
Irving, TX+	86	75	12706	11182
Luxury/Full Service Irving+	16	14	4904	4304
All Suite/Extended Stay Irving+	32	30	3594	3391
Limited Service Irving+	14	14	1794	1794
Budget Irving+	23	16	2295	1574
Las Colinas+	31	30	5262	4926
DFW North+	26	25	4060	3964
DFW South+	29	20	3384	2292
Full Service Las Colinas+	8	8	2259	2259
Limited Service Las Colinas+	23	22	3003	2667
Full Service DFW North+	4	4	1589	1589
Limited Service DFW North+	22	21	2471	2375
Full Service DFW South+	4	2	1056	456
Limited Service DFW South+	25	18	2328	1836
ICC Comp Set No Boutiques+				

A blank row indicates insufficient data.

2022 © CoStar Group. This STR Report is a publication of STR, LLC and STR Global, Ltd., CoStar Group companies, and is intended solely for use by paid subscribers. The information in the STR Report is provided on an "as is" and "as available" basis and should not be construed as investment, tax, accounting or legal advice. Reproduction or distribution of this STR Report, in whole or part, without written permission is prohibited and subject to legal action. If you have received this report and are NOT a subscriber to this STR Report, please contact us immediately. Source: 2022 STR, LLC / STR Global, Ltd. trading as "STR".

Irving, Texas Room Demand

Source: Smith Travel Research

	2021			2022			Calculated Demand Change over prior year		STR Reported Change over prior year	
	Occ %	Current Month Demand	Year To Date Demand	Occ %	Current Month Demand	Year To Date Demand	Current Month	Year To Date	Current Month	Year To Date
January	37.6	149,888	149,888	54.0	213,194	213,194	42.2%	42.2%	42.5%	42.5%
February	46.2	166,232	316,120	64.5	232,046	445,240	39.6%	40.8%	40.7%	41.7%
March	58.3	232,397	548,517	71.0	282,761	728,001	21.7%	32.7%	20.7%	33.0%
April	58.0	223,663	772,180	74.5	286,896	1,014,897	28.3%	31.4%	28.8%	31.5%
May	62.1	245,810	1,017,990	71.2	280,494	1,295,391	14.1%	27.2%	15.3%	27.3%
June	64.8	248,066	1,266,056							
July	65.6	259,433	1,525,489							
August	59.6	235,957	1,761,446							
September	59.7	230,535	1,991,981							
October	66.2	266,062	2,258,043							
November	64.1	244,834	2,502,877							
December	55.6	219,242	2,722,119							

Irving, Texas & United States Comparison

May 2022

Irving	A.D.R.				OCCUPANCY				RevPAR			
	Current	% Chg	YTD	% Chg	Current	% Chg	YTD	% Chg	Current	% Chg	YTD	% Chg
JANUARY	99.60	45.4%	99.60	45.4%	54.0%	42.5%	54.0%	42.5%	53.82	107.1%	53.82	107.1%
FEBRUARY	107.53	42.7%	103.66	43.8%	64.5%	40.7%	59.1%	41.7%	69.37	100.7%	61.29	103.8%
MAR	110.73	40.4%	106.44	42.1%	71.0%	20.7%	63.1%	33.0%	78.63	69.5%	67.21	89.1%
APRIL	118.59	37.7%	109.97	40.7%	74.5%	28.8%	65.9%	31.5%	88.29	77.4%	72.44	85.1%
MAY	118.46	28.5%	111.97	37.2%	71.2%	15.3%	66.8%	27.3%	84.36	48.2%	74.85	74.8%
JUNE												
JULY												
AUGUST												
SEPTEMBER												
OCTOBER												
NOVEMBER												
DECEMBER												
12 mo. rolling averages: ADR 105.65 35.5% Occupancy 64.2% 45.9% RevPAR 67.85 97.7%												

Texas	A.D.R.				OCCUPANCY				RevPAR			
	Current	% Chg	YTD	% Chg	Current	% Chg	YTD	% Chg	Current	% Chg	YTD	% Chg
JANUARY	96.11	29.9%	96.11	29.9%	51.3%	19.2%	51.3%	19.2%	49.33	54.8%	49.33	54.8%
FEBRUARY	104.86	33.4%	100.65	31.8%	60.0%	17.6%	55.4%	18.3%	62.95	56.8%	55.80	55.9%
MAR	118.40	35.2%	107.64	32.8%	67.8%	6.0%	59.7%	13.1%	80.24	43.3%	64.22	50.2%
APRIL	117.52	28.2%	110.33	31.2%	66.4%	6.6%	61.4%	11.3%	78.05	36.7%	67.69	46.0%
MAY	117.37	20.7%	111.83	28.5%	64.2%	3.7%	61.9%	9.6%	75.31	25.2%	69.25	40.7%
JUNE												
JULY												
AUGUST												
SEPTEMBER												
OCTOBER												
NOVEMBER												
DECEMBER												

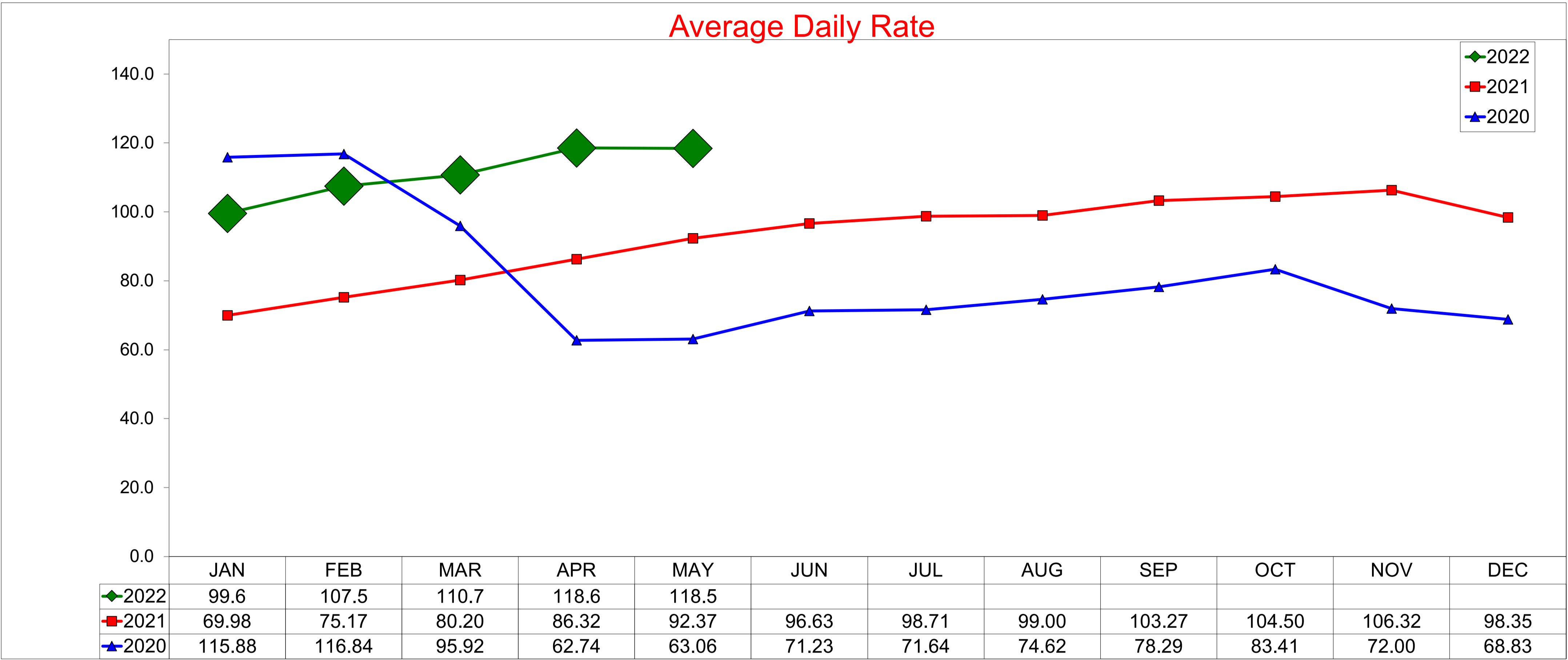
USA	A.D.R.				OCCUPANCY				RevPAR			
	Current	% Chg	YTD	% Chg	Current	% Chg	YTD	% Chg	Current	% Chg	YTD	% Chg
JANUARY	123.51	36.0%	123.51	36.0%	47.8%	22.4%	47.8%	22.4%	58.98	66.4%	58.98	66.4%
FEBRUARY	137.39	38.7%	130.80	37.6%	56.9%	26.0%	52.1%	24.2%	78.24	74.8%	68.15	70.9%
MAR	146.61	37.5%	137.13	37.5%	64.0%	17.9%	56.2%	21.6%	93.82	62.1%	77.06	67.2%
APRIL	149.90	35.1%	140.75	36.6%	65.5%	14.4%	58.5%	19.4%	98.20	54.5%	82.36	63.1%
MAY	149.91	26.8%	142.82	33.8%	65.1%	10.1%	59.9%	17.1%	97.53	39.6%	85.50	56.7%
JUNE												
JULY												
AUGUST												
SEPTEMBER												
OCTOBER												
NOVEMBER												
DECEMBER												

Note: The "Change %" column refers to the change from the prior year's figure.

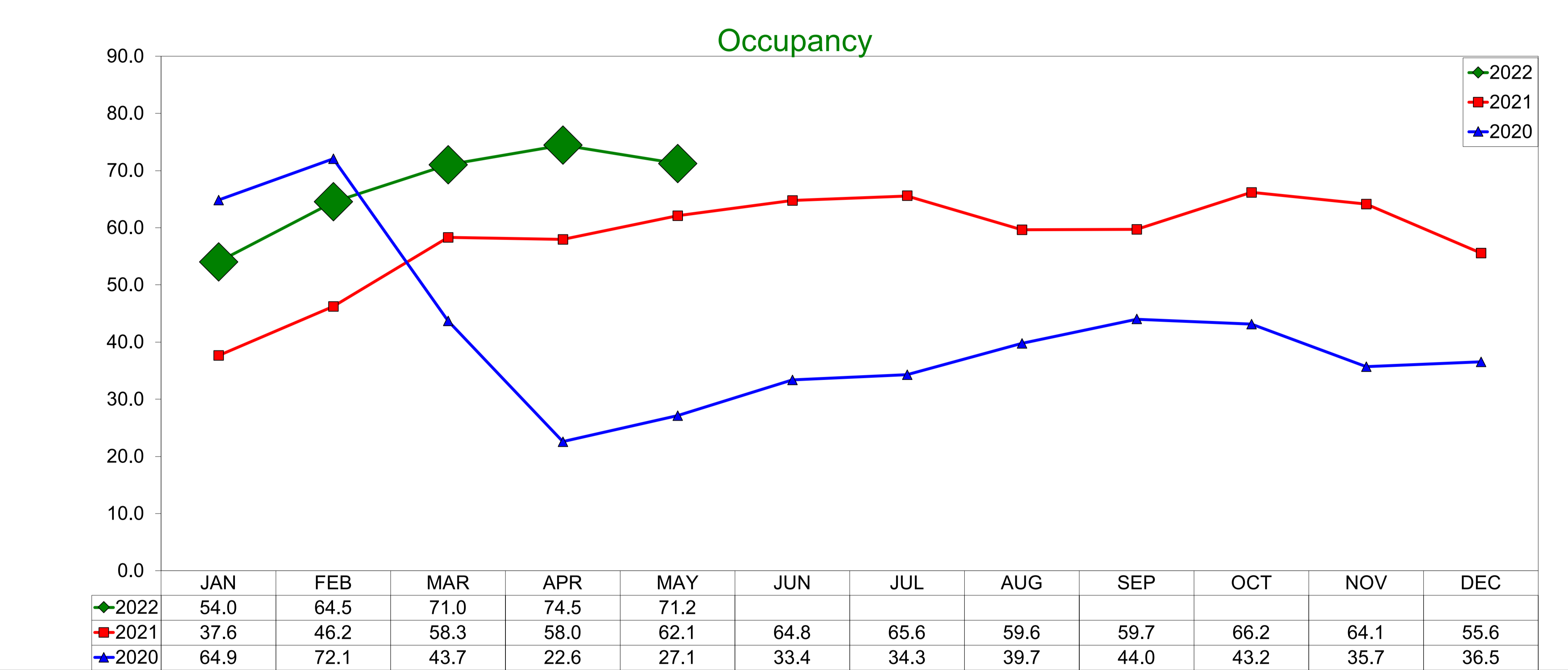
SOURCE: STR, INC. REPUBLICATION OR OTHER RE-USE OF THIS DATA WITHOUT THE EXPRESS WRITTEN PERMISSION OF STR IS STRICTLY PROHIBITED.

Three Year Comparison - CITY OF IRVING - ALL PROPERTIES

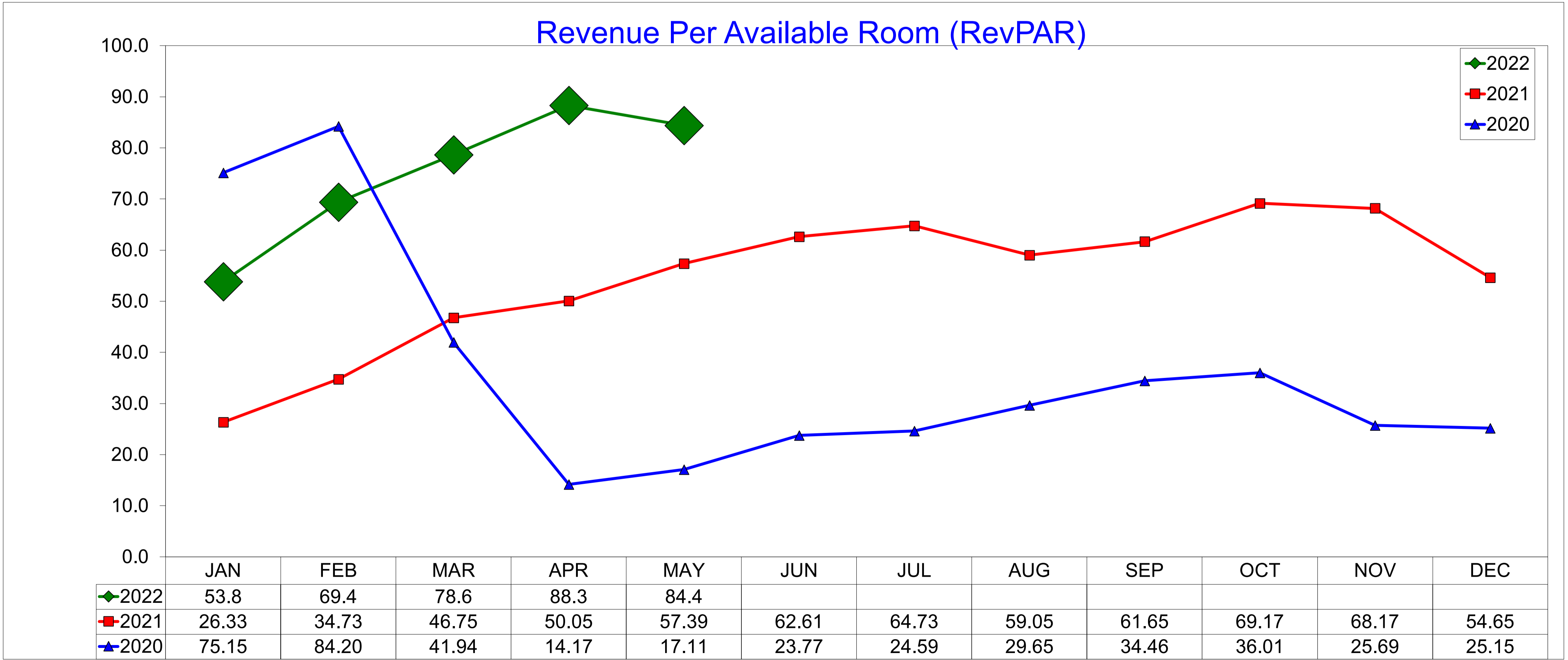
May 2022



12 month ADR Rolling Average through May 2022 is \$105.65 with a change from last year of 35.5%



12 month Occupancy Rolling Average through May 2022 is 64.23% with a change from last year of 45.9%



12 month RevPAR Rolling Average through May 2022 is \$67.85 with a change from last year of 97.7%

Monthly & YTD AirDNA Data

May 2022

Entire Place	A.D.R.				OCCUPANCY				RevPAR			
	Current	% Chg	YTD	% Chg	Current	% Chg	YTD	% Chg	Current	% Chg	YTD	% Chg
JANUARY	212.65	39.8%	212.65	39.8%	49.2%	6.0%	49.2%	6.0%	104.71	48.2%	104.71	48.2%
FEBRUARY	227.23	27.6%	219.59	34.7%	54.9%	4.0%	51.8%	5.9%	124.81	32.6%	113.72	42.6%
MAR	220.94	16.0%	220.11	26.3%	59.8%	0.0%	54.6%	3.3%	132.07	15.9%	120.25	30.5%
APRIL	207.03	-3.6%	215.98	14.7%	62.3%	-3.1%	56.8%	0.9%	129.01	-6.6%	122.77	15.8%
MAY	195.15	-7.5%	210.11	8.5%	64.9%	-1.3%	58.9%	1.0%	126.69	-8.8%	123.77	9.6%
JUNE												
JULY												
AUGUST												
SEPTEMBER												
OCTOBER												
NOVEMBER												
DECEMBER												

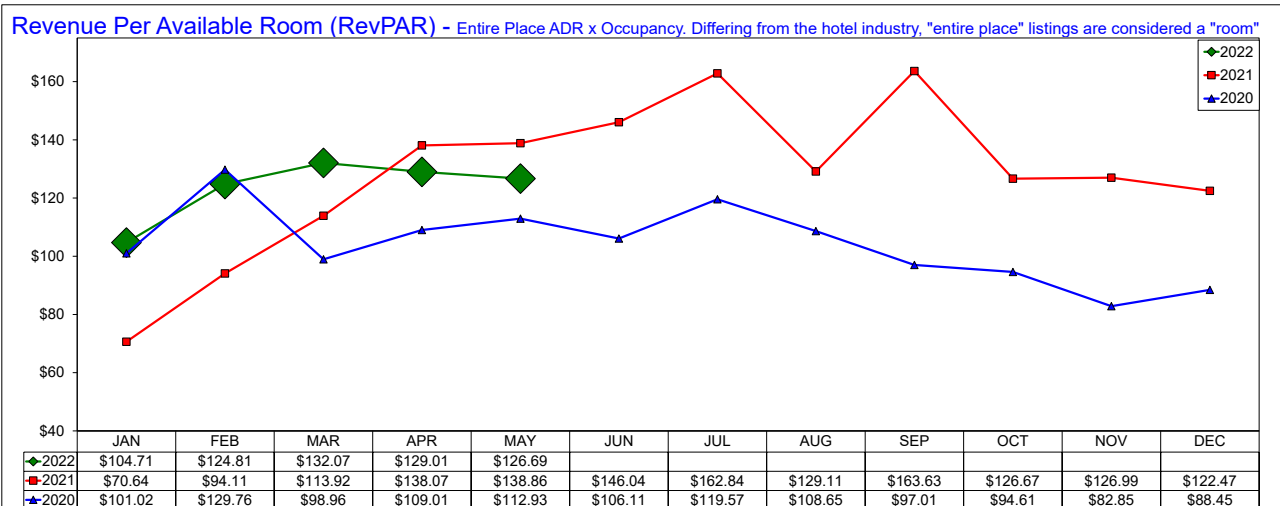
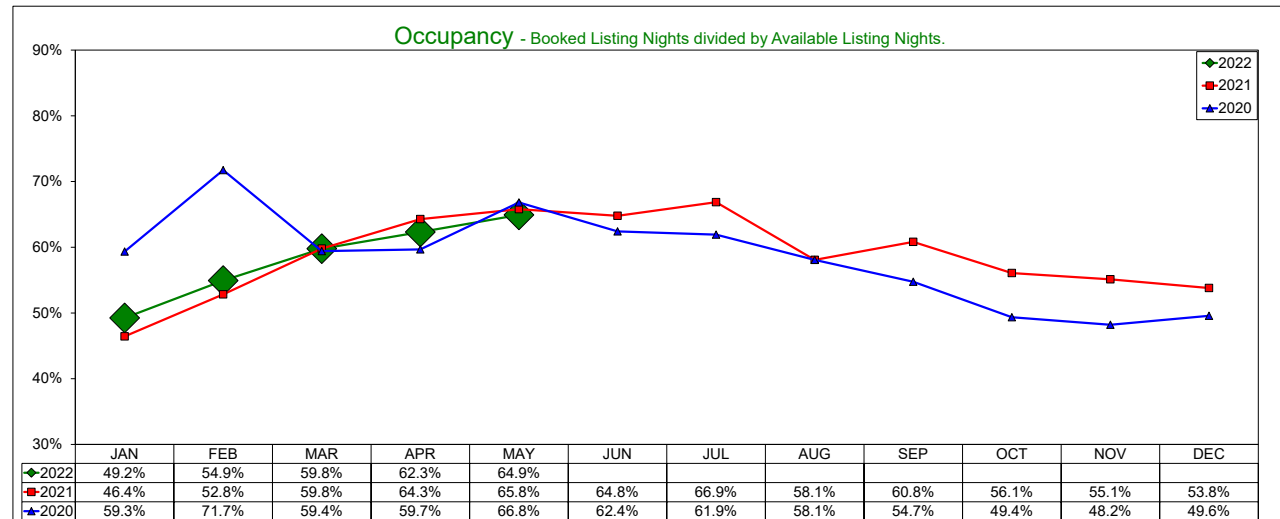
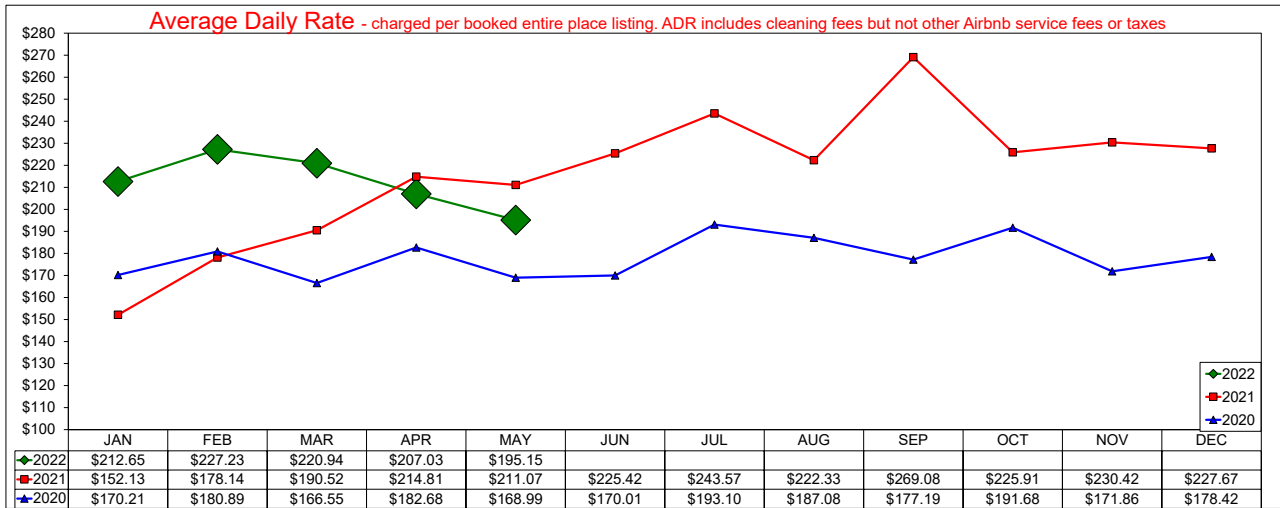
Hotel Comparable	A.D.R.				OCCUPANCY				RevPAR			
	Current	% Chg	YTD	% Chg	Current	% Chg	YTD	% Chg	Current	% Chg	YTD	% Chg
JANUARY	102.37	25.6%	102.37	25.6%	55.2%	19.6%	55.2%	19.6%	56.53	50.2%	56.53	50.2%
FEBRUARY	109.56	12.8%	105.73	19.8%	59.6%	8.7%	57.2%	15.4%	65.32	22.6%	60.48	38.3%
MAR	112.45	20.0%	108.48	20.0%	61.4%	4.2%	58.8%	11.4%	68.99	25.1%	63.82	33.6%
APRIL	111.97	17.1%	109.70	19.2%	63.1%	3.0%	60.2%	9.0%	70.64	20.7%	66.09	29.9%
MAY	114.97	13.0%	111.44	18.3%	71.4%	9.5%	63.5%	11.1%	82.05	23.7%	70.78	31.4%
JUNE												
JULY												
AUGUST												
SEPTEMBER												
OCTOBER												
NOVEMBER												
DECEMBER												

Note: The "Change %" column refers to the change from the prior year's figure.

AirDNA - Entire Place

May 2022

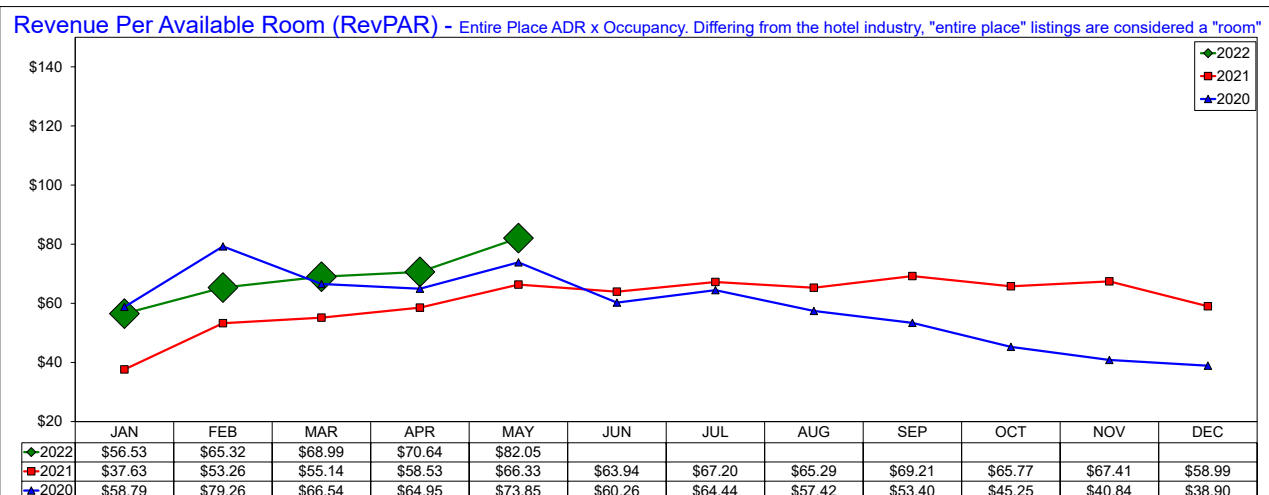
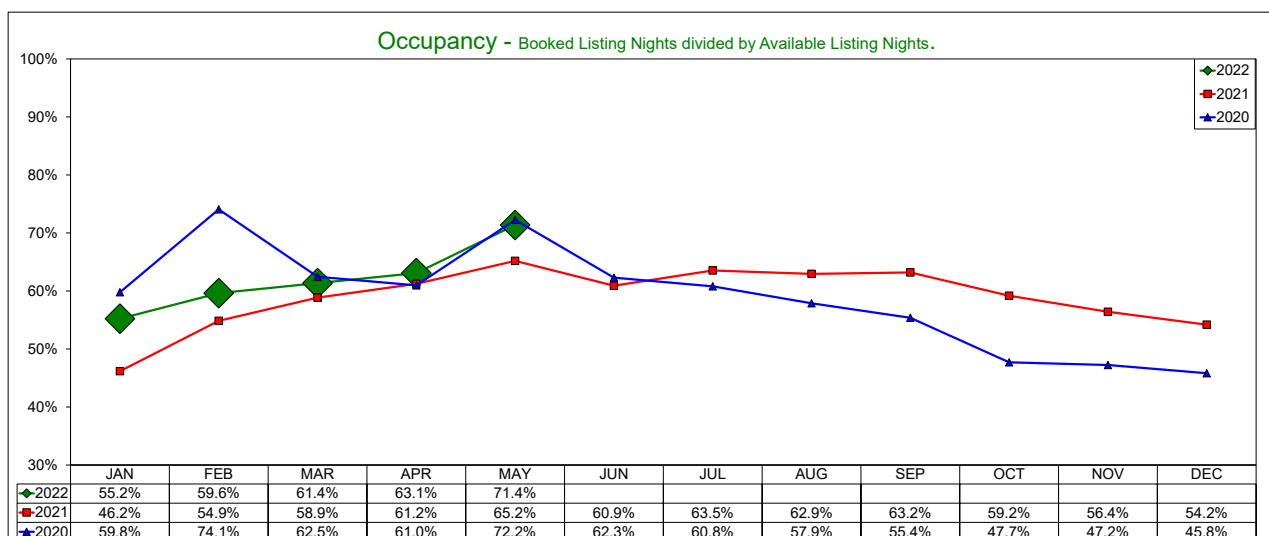
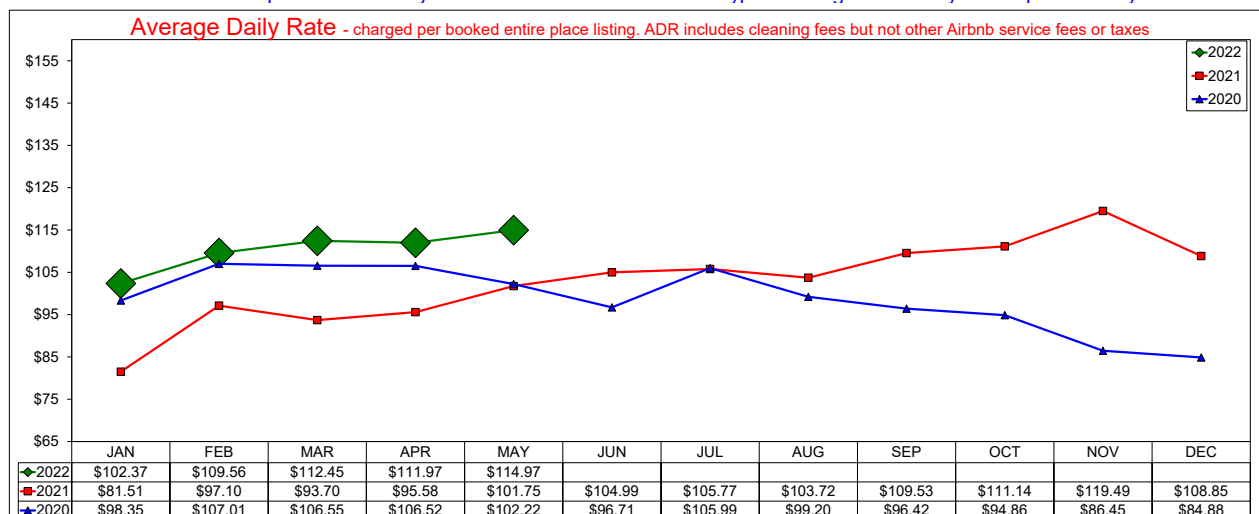
Entire Place (one or more bedroom) Rentals - Excludes Shared Rooms & Private Rooms



AirDNA - Hotel Comparable Subset

May 2022

Studio and one bedroom entire place rentals only. AirDNA believes these are the type of listings most likely to compete directly with hotels



2022 - 2021 - 2020 COMPARISON

Occupancy/ADR/RevPAR

Month	Occ %				ADR				RevPAR		
	2022	2021	2020		2022	2021	2020		2022	2021	2020
January	54.00	37.62	64.85		99.60	69.98	115.88		53.82	26.33	75.15
February	64.50	46.20	72.06		107.53	75.17	116.84		69.37	34.73	84.20
March	71.00	58.30	43.72		110.73	80.20	95.92		78.63	46.75	41.94
April	74.50	58.00	22.59		118.59	86.32	62.74		88.29	50.05	14.17
May	71.20	62.10	27.10		118.46	92.37	63.06		84.36	57.39	17.11
June		65.60	33.37			98.71	71.23			64.73	23.77
July		65.60	34.32			98.71	71.64			64.73	24.59
August		59.60	39.74			99.00	74.62			59.05	29.65
September		59.60	44.01			103.46	78.29			61.66	34.46
October		66.20	43.17			104.50	83.41			69.17	36.01
November		64.10	35.68			106.32	72.00			68.17	25.69
December		55.60	36.54			98.35	68.83			54.65	25.15

**IRVING CONVENTION AND VISITORS BUREAU
BOARD OF DIRECTORS
MONDAY, JUNE 27, 2022**

CONVENTION CENTER MANAGEMENT REPORTS



**IRVING
CONVENTION CENTER**
AT LAS COLINAS
AN ASM GLOBAL MANAGED FACILITY

June 17, 2022

TO: Maura Gast, Executive Director ICVB
FROM: Verenis Pedraza, ASM Global Director of Finance
Casey Villaseñor, ASM Global Director of Sales
SUBJECT: **Monthly Financial & Sales Report – May 2022**

Convention Center	Current Actual	Current Budget	Prior Year Actual	Year to Date Actual	Year to Date Budget	Prior YTD Actual
Direct Event Income	119,369	105,550	141,088	703,162	710,755	511,551
Ancillary Income	318,065	224,127	109,190	1,956,389	1,432,304	357,749
Total Event Income	437,434	329,677	250,278	2,659,551	2,143,059	869,300
Other Income	89,546	66,421	34,031	484,428	531,368	219,815
Adjusted Gross Income	526,980	396,098	284,309	3,143,979	2,674,427	1,089,115
Indirect Expenses	(575,028)	(492,257)	(335,610)	(3,894,273)	(3,931,350)	(2,859,448)
Net Income (Loss)	(48,048)	(96,159)	(51,301)	(750,294)	(1,256,923)	(1,770,333)

- Total direct event income consisted of rental and service revenue from the twenty-two revenue-producing events we had for the month: University of Dallas Graduation, IEC Graduation, Arlington HS Prom, Coppell HS Band Banquet, Jose-Thomas Wedding, IISD Salute to Service, Irving HS Prom, Sneaker Exit, Art of Living, India Property Show, Neighborly Enrichment, Texas Society of CPAs, ULI, Elevate IT, Innotech Dallas, 7x24 Exchange, Universal Academy Graduation, AARC Workshop, Legacy Dance Championship, TEXSOM Wine Awards, DFW Minority and ICVB BOD.
- Other operating income includes May's Westin garage rental, Enterprise's rent, transient parking revenue, & various commissions.
- Despite being over budget in indirect expenses, overall, the ICC beat budget by \$48,111.

ASM Catering	Current Actual	Current Budget	Prior Year Actual	Year to Date Actual	Year to Date Budget	Prior YTD Actual
Total Revenue	474,685	326,120	73,816	2,507,895	1,877,015	257,015
Net Income/(Loss)	264,090	212,240	49,057	1,427,702	1,176,777	164,612
Net Income/(Loss) %	55.63%	65.08%	66.46%	56.93%	62.69%	64.05%

ICC by the Numbers

EVENTS		VISITORS	
This month	To date	This month	To date
22	140	17,016	110,115
Current Year	Current Year	Current Year	Current Year
15	44	9,620	34,933
Prior Year	Prior Year	Prior Year	Prior Year
FUTURE GUESTROOMS BOOKED		SURVEY RESULTS	
This month	To date	Returned	Score
881	17,488	12	93.3%
Current Year	Current Year	This Month	Current Month
1155	7799	22	95.5%
Prior Year	Prior Year	Year to Date	Year to Date

EXECUTED AGREEMENTS	
This month	To date
10	146
Current Year	Current Year
13	76
Prior Year	Prior Year

Target Industry Bookings

Medical City Health – June 202

Connex – October 2022

June and July at a Glance

- | | |
|--------------|--|
| • June 1-6 | AKON 2022 |
| • June 7-8 | Future Com |
| • June 9-12 | Texas Cornhole League Series |
| • June 12-15 | Texas Association of School Business Officials |
| • June 16-17 | Association of Fundraising Professionals |
| • June 17-19 | Vision Immigrante Inc Expo |
| • June 20-23 | Learning Forward Texas 2022 |
| • June 22-26 | Steubenville Lone Star 2022 |
| • June 27-29 | Pri-Med Irving Regional Conference |
| • June 30 | Medical City Health |
| • July 10-14 | Building Professional Institute |
| • July 17-20 | Texas Trial Lawyers Association |
| • July 19 | Dallas Building Owners & Managers Association |
| • July 21-22 | Linehaul Summit, LLC |
| • July 26-29 | Solution Tree |
| • July 29 | Urban Management Assistants of North Texas |

cc: Tom Meehan, General Manager, ASM Global

June 2022						
Sunday	Monday	Tuesday	Wednesday	Thursday	Friday	Saturday
29 Jose - Thomas Wedding Definite	30 Memorial Day GB - Lighting (See Casey)	31 GB - Lighting (See Casey)	1 A-Kon 2022 Definite GB - Lighting (See Casey)	2	3	4
5 A-Kon 2022 Definite	6 New Western Meeting Definite GB - Lighting (See Casey)	7 Future Com Definite Triathlon Celebration ... Definite	8	9 Texas Cornhole League Series Definite	10	11
12 Texas Cornhole League... Definite TASBO Summer Conference 2022 Definite	13	14 Flag Day (USA) ICVB Meeting Definite	15	16 AFP 2022 DFW Philanthropy in Action Definite	17 Mujer Expo 2022 Definite	18 Texas USAG Annual Aw... Definite
19 Father's Day, June twentieth Mujer Expo 2022 Definite GB - Lighting (See Casey)	20 Learning Forward Texas 2022 Definite	21	22 Steubenville Lone Star 2022 Definite Josette 000	23 Josette 000	24 Josette 000	25 Josette 000
26 Steubenville Lone Star... Definite Josette 000	27 Pri-Med Irving Regional CME/CE Conference Definite ICVB Board of Directo... Definite Josette 000	28 Josette 000	29	30 Intern Bash Definite	1	2

July 2022						
Sunday	Monday	Tuesday	Wednesday	Thursday	Friday	Saturday
26	27	28	29	30	1	2
Steubenville Lone Star... De finite	Pri-Med Irving Regional CME/CE Conference De finite			Intern Bash De finite		
Jose tte 000	ICVB Board of Directo... De finite					
	Jose tte 000	Jose tte 000				
3	4 Independence Day See Tom	5 See Tom	6 See Tom	7 See Tom	8 See Tom	9
10	11	12	13	14	15	16
Building Professional Institute De finite						
		ICVB SKAL Invitation M... De finite				
		ICVB Committee Meeti... De finite				
		Microsoft Tentative 1				
			Kayla 000	Kayla 000	Kayla 000	Kayla 000
17	18	19	20	21	22	23
Trial Advocacy College of Texas De finite						
		BOMA Dallas De finite	The Line Haul Summit De finite			
24	25	26	27	28	29	30
	ICVB Board of Directo... De finite	Solution Tree 2022 Team Institutes De finite				
		EPRI Meeting Tentative 1			UMANT Meeting De finite	
					Jose tte 000	Jose tte 000

July 2022						
Sunday	Monday	Tuesday	Wednesday	Thursday	Friday	Saturday
Kicksfest De finite	Irving ISD De finite					
31	1	2	3	Greater Dallas Vetera... De finite	5	6
				Texas Summer Cup Tentative 1		
						JDRF Summit 2022 Tentative 1

August 2022						
Sunday	Monday	Tuesday	Wednesday	Thursday	Friday	Saturday
31	1	2	3	4	5	6
Kicksfest Definite	Irving ISD Definite					
				Greater Dallas Vetera... Definite		
				Texas Summer Cup Tentative 1		
						JDRF Summit 2022 Tentative 1
7	8	9	10	11	12	13
365 EduCon presented by SPFest Definite						
	AAT C - AAGD Business Exchange Definite			Texas Pro Bodybuilding Championships Definite		
		ICVB Committee Meeti... Definite				
14	15	16	17	18	19	20
Texas Pro Bodybuildin... Definite						
Original Sewing & Quilt Expo/North Texas Quilt Festival Definite						
Alpha Kappa Alpha Lun... Tentative 1		United States Postal ... Tentative 1	City of Irving Infrastructure and Economic Develop... Definite	Association of Certifi... Definite		
21	22	23	24	25	26	27
Texas Society of CPAs Summit 2022 Conference Definite			AAHOA Definite			
Sneaker Travelers Expo Definite	ICVB Board of Directo... Definite		TEXSOM Conference Definite			
				North Texas Commissi... Definite		
				ABAT Definite		
Fluor Tentative 1						

August 2022						
Sunday	Monday	Tuesday	Wednesday	Thursday	Friday	Saturday
28	29	30	31	1	2	3
TEXSOM Conference De finite				Swim Spa Blowout Expo De finite		
ABAT De finite				Micheal Organization Tentative 2		

September 2022						
Sunday	Monday	Tuesday	Wednesday	Thursday	Friday	Saturday
28	29	30	31	1	2	3
TEXSOM Conference De finite			Swim Spa Blowout Expo De finite			
ABAT De finite				Micheal Organization Tentative 2		
4	5 Labor Day	6	7	8	9	10
DFW Church Worship S... De finite			AATC Maintenance Mania Tentative 1	Mid Cities Women's Cli... De finite		
Swim Spa Blowout Expo De finite			EAN Holdings Branch ... Tentative 1	The Great Harvest De finite		
Micheal Organization Tentative 2					Heart of Texas Body Building De finite	
					TSAE 2022 New Ideas Annual Conference De finite	
			Salvation Army of North Texas Tentative 1			
				Embassy City Church Tentative 1		
11	12	13	14	15	16	17
TSAE 2022 New Ideas Annual Conference De finite						
		SWSCC - Suppliers Day and Educational Seminar De finite				
			2022 TPMA Southwest Foot and Ankle Conference De finite			
18	19	20	21	22	23	24
Sneaker Exit De finite						
Strategic Franchising 2022 De finite						
	Irving Fire Fighters Ex... Tentative 1		ACOOG - 2022 Fall Conference De finite			
			Fiber Fest De finite			
<div><div></div>Kayla ooo</div>						

September 2022						
Sunday	Monday	Tuesday	Wednesday	Thursday	Friday	Saturday
25	26	27	28	29	30	1
ACOGG - 2022 Fall Con... De finite	2022 North Texas State of Reform Health Policy C... De finite					
Fiber Fest De finite	ICVB Board of Directo... De finite	QuikTrip De finite				
		Economic Forecast fo... De finite	DFW RIMS Annual Conf... De finite			
			Chase for Business Series De finite			
				2022 Technology Prayer Breakfast De finite		
					U.S. Pet Pro Classic 2022 De finite	
					Veterans Mental Healt... Tentative 1	
			Lionheart Kids Retreat Prospect			
				Sandals Meeting Prospect		

**IRVING CONVENTION AND VISITORS BUREAU
BOARD OF DIRECTORS
MONDAY, JUNE 27, 2022**

INDUSTRY REPORTS / BOARD PARTNERS

From: [Beth Bowman](#)
Subject: ANNOUNCEMENT: HQ of HQ "Wins" 2 Fortune 500, North America HQ Projects in Irving-Las Colinas
Date: Tuesday, June 14, 2022 8:01:37 PM
Attachments: [image001.png](#)
[image003.png](#)
[image005.png](#)
[image006.png](#)
[image007.png](#)
[image008.png](#)
[image009.png](#)
[image010.png](#)

Good evening,

On behalf of the Irving Economic Development Partnership, we are excited to share the announcement of two Fortune 500 global headquarter and a North American headquarter “win” for Irving-Las Colinas!

Today, **Caterpillar** announced it is moving its global corporate headquarters to Irving-Las Colinas. The Fortune 73 company is the world’s leading manufacturer of construction and mining equipment, off-highway diesel and natural gas engines, industrial gas turbines and diesel-electric locomotives. This comes after the company announced it was relocating its Power Electric Division to Williams Square in 2021. The Division move created 500 jobs and \$5 million in capital investment. We look forward to sharing the full details of this project’s impact on the community with you soon. You can read the release from the company [here](#) or the announcement from Governor Greg Abbott [here](#).

Last week, **Builders FirstSource**, a Fortune 176 global headquarters confirmed its move to 6031 Connection Drive in Irving-Las Colinas which includes 150 jobs. Builders FirstSource is one of the world’s fastest-growing building products company. View the [press release here](#).

And **TxOne Networks**, a Taiwanese global cybersecurity firm has chosen Urban Towers in Irving-Las Colinas for its North American Headquarters. TxOne Networks is a joint venture between Trend Micro and Moxa. It has offices in Taipei, Tokyo and the Netherlands.

The commitment by these global companies to create new jobs, make capital investments while contributing to the Irving-Las Colinas economy is why Irving-Las Colinas continues to retain its title as the *Headquarters of Headquarters in Texas*. With today’s announcement, Irving-Las Colinas will now be home to **10 Fortune 500 global headquarters**, furthering momentum for our city’s continued economic growth. We look forward to integrating these companies and workforce into our community.

This was a 5-Star team effort! Congratulations to the companies – Caterpillar and Williams Square Holdings, Builders FirstSource and Piedmont Office Realty Trust, Colliers International, Thirty-Four Commercial and JLL, TxOne Networks.

I'd like to thank Irving Mayor Rick Stopfer, Irving City Council and City Manager Chris Hillman for their continued leadership to advance a pro-business and pro-economic growth strategy for our community, investing in economic development that creates thousands of new jobs for our residents. We value the work of our stakeholders at the Irving Convention & Visitors Bureau and the Las Colinas Association who will work alongside the Chamber to integrate these great companies into Irving-Las Colinas. I'd like to thank our Chairman of the Board John Nicks and the Chamber's entire Board of Directors, for their efforts continuing to amplify the Irving-Las Colinas message globally. A final thanks to our team for it's hard work getting these deals done - Diana Velazquez, Chris O'Brien and Erica Mulder.

Finally, thank YOU for your continued leadership as we remain focused on retaining, recruiting and expanding businesses in the *Headquarters of Headquarters* – Irving, Texas.

Sincerely,
Beth Bowman

Beth A. Bowman, IOM, CCE | President & CEO

Irving Economic Development Partnership

Irving-Las Colinas Chamber of Commerce

5201 N. O'Connor Blvd., Suite 100 | Irving, TX 75039

214-217-8484 (main) | 214-217-8471 (direct)

214-384-8819 (cell) | 214-389-2513 (fax)

www.IrvingChamber.com

Connect with us on:



This e-mail and all attachments to it are for the sole use of the intended recipients and may contain proprietary information of the Irving-Las Colinas Chamber and its partners. This e-mail may also contain information which is confidential or which is protected from disclosure by privilege. Any unauthorized use, disclosure or distribution of this e-mail and its attachments is prohibited. If you are not the intended recipient, let us know by reply e-mail and then erase and destroy all electronic or other copies of this message.



MORE FROM HOMEPAGE

< How a D-FW startup confronts diabetes via technology and community

Do you think inflation is tough? Try vacation inflation

North Texas high school water polo player arrested after punching opponent 8 times in head >

THIS IS MEMBER-EXCLUSIVE CONTENT ⓘ

BUSINESS > REAL ESTATE

Developers seek zoning for Irving project that could include Wells Fargo campus

The huge lakeside development would include offices, apartments, retail and a hotel.



The more than 30-acre North Shore development site is on Las Colinas Boulevard near the Toyota Music Factory. (Steve Brown)



By [Steve Brown](#)
7:05 AM on Jun 1, 2022



00:00

03:14

Developers are seeking approval for a huge Irving mixed-use development that could house thousands of workers plus apartments, a hotel, retail and restaurants.

The development on the banks of Las Colinas' Lake Carolyn may also be the site of a new regional office campus for banking firm Wells Fargo.

Dallas developer KDC and architect GFF have filed for zoning changes in Irving to build the project called North Shore. The more than 30-acre site at Las Colinas Boulevard and Promenade Parkway is the largest vacant development tract in the Las Colinas Urban Center.

Since last summer, Irving officials have been working to land Project Falcon — the code name for Wells Fargo's North Texas office search.

Real estate brokers have identified the North Shore site as the bank's top choice for a new Dallas-Fort Worth office center.

Development plans from KDC show that a large area of the property would be used for a "build-to-suit office tenant." Another section of the land along Las Colinas Boulevard would have more than a half-dozen office, retail, hotel and restaurant buildings served by a large parking deck.

Related: Dallas considering tax breaks for Goldman Sachs for new downtown area tower

KDC is asking for "commercial office and parking garage uses" on 16 acres of the property in the zoning request with Irving. Architect GFF is asking for zoning to build "multifamily, retail and restaurant uses" on the adjoining tract.

ADVERTISING

[Learn More](#)

The development sites are across the street from Irving's Toyota Music Factory and the new Westin Hotel.



“Wells Fargo continually assesses our real estate portfolio to ensure we are best meeting the needs of employees and customers, responding to consumer and economic trends, and managing our costs responsibly,” a Wells Fargo representative said in an email. “We do not have anything to share at this time.”

California-based Wells Fargo has looked for more than a year at potential locations for a new major employment center in the D-FW area. The planned regional office would handle a variety of services for the nationwide banking firm and would be similar to JPMorgan Chase’s huge business campus in Plano, according to real estate brokers who have been tracking the deal.

The Wells Fargo campus is one of two huge financial firm office deals in the works for North Texas.

New York-based investment giant Goldman Sachs is looking to locate thousands of workers in a new office just north of downtown Dallas. The City Council is scheduled to vote later this month on economic incentives to support the campus between Victory Park and Uptown.

KDC has a long track record of big corporate campuses in Las Colinas.

The developer most recently built the 1 million-plus-square-foot office headquarters for energy firm Pioneer Natural Resources.

Before that, KDC developed other office centers in Irving for companies including Citicorp, Nokia and Fluor.



Plans for the property from developer KDC show a large office campus and mixed-use development proposed for the site. (KDC)



Steve Brown, Real Estate Editor. Steve covers commercial and residential real estate in Dallas-Fort Worth.

✉ stevebrown@dallasnews.com 🐦 [@SteveBrownDMN](https://twitter.com/SteveBrownDMN)

**IRVING CONVENTION AND VISITORS BUREAU
BOARD OF DIRECTORS
MONDAY, JUNE 27, 2022**

**ACKNOWLEDGEMENTS
AND
MISCELLANEOUS ARTICLES**

WEEKLY HIGH FREQUENCY DATA

Indicator	Date (2022)	Level	2019 Level	% Change 2019	% Change MOM	% Change WOW
Initial Jobless Claims	May 27	200,000	222,000	-9.9%	-1.0%	-5.2%
Continuing Jobless Claims	May 20	1,309,000	1,604,000	-18.4%	-5.6%	-2.5%
ASA Staffing Index ¹	May 23	106.6	94.0	13.3%	1.4%	0.6%
Weekly Retail Sales ²	May 28	12.6%	5.7%	N/A	N/A	N/A
Box Office Receipts	May 27 - June 2	\$263,815,835	\$251,058,341	5.1%	201.6%	169.5%
Rail Car Traffic (cars)	May 27	514,277	530,790	-3.1%	1.5%	1.4%
Steel Production (net tons)	May 30	1,798	1,892	-5.0%	1.3%	0.5%
Hotel Occupancy	May 22-28	66.5%	71.1%	-6.4%	-0.2%	-3.1%
OpenTable State of the Restaurant Industry ^{3,4}	June 1	N/A	N/A	-1.1%	-0.2%	-1.1%
TSA Checkpoint Data ³	June 2	2,158,261	2,392,086	-9.8%	3.7%	-2.9%
Supply of Motor Gasoline in the US (Mbbl/d)	May 27	8,977	9,394	-4.4%	1.4%	2.0%
Global Commercial Flights ³	June 2	96,784	116,372	-16.8%	3.5%	0.3%

Level is at a new recovery best

Source: First Trust Advisors, Bloomberg, Department of Labor, Redbook Research, Box Office Mojo, Association of American Railroads, American Iron and Steel Institute, Hotel News Now, OpenTable, Transportation Security Administration, Energy Information Administration, American Staffing Association, Flight Radar 24

2019 Level and % Change 2019 are from the same week in 2019, unless otherwise noted. MOM = Month-over-Month; WOW = Week-over-Week.

All data is for the U.S. except for commercial flights.

¹ The baseline value for the ASA Staffing Index was set at 100 in June 2006.

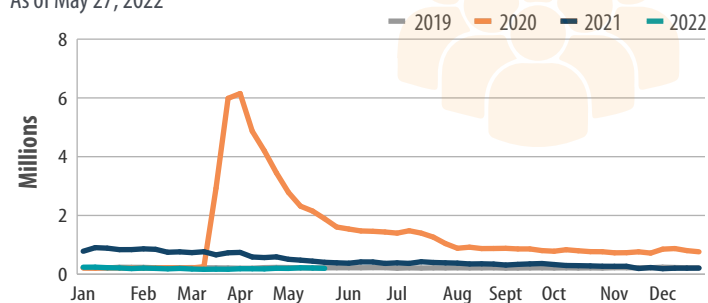
² Data for level and 2019 level are both Year-over-Year (YOY)% changes.

³ Data is provided daily instead of weekly; the 7-day moving average is shown.

⁴ Data shows change in seated diners from 2019 to 2022 at restaurants on the OpenTable network across all channels: online reservations, phone reservations, and walk-ins. % change MOM and WOW are the current reading minus the month ago and week ago reading, respectively.

INITIAL JOBLESS CLAIMS

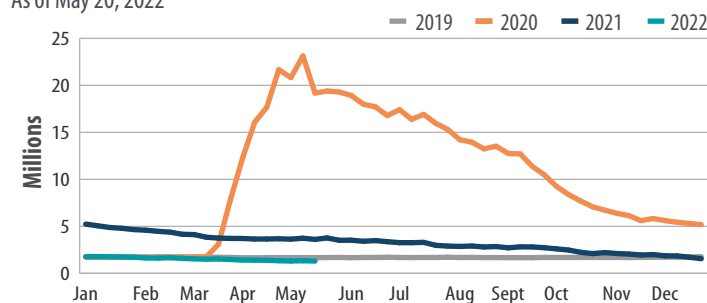
As of May 27, 2022



Sources: Bloomberg, Department of Labor, First Trust Advisors

CONTINUING JOBLESS CLAIMS

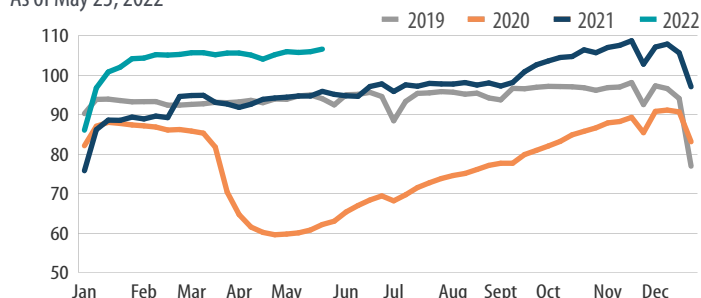
As of May 20, 2022



Sources: Bloomberg, Department of Labor, First Trust Advisors

ASA STAFFING INDEX

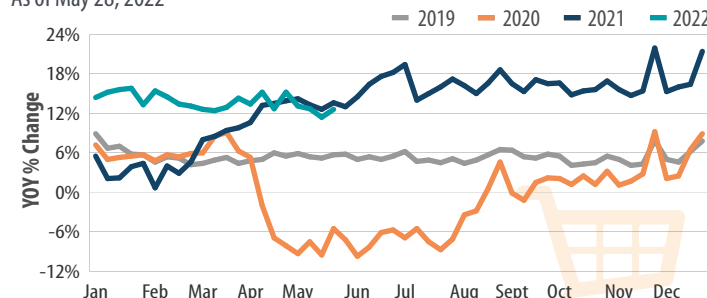
As of May 23, 2022



Sources: American Staffing Association, First Trust Advisors

WEEKLY RETAIL SALES

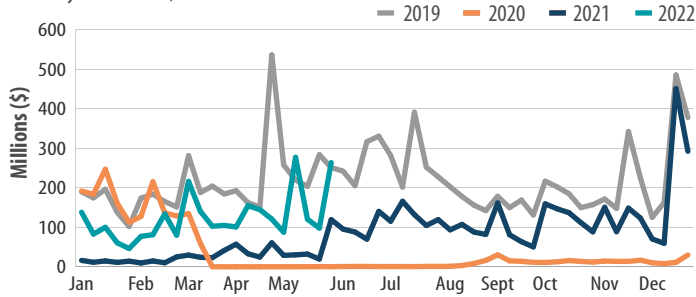
As of May 28, 2022



Sources: Bloomberg, Redbook Research, First Trust Advisors

BOX OFFICE RECEIPTS

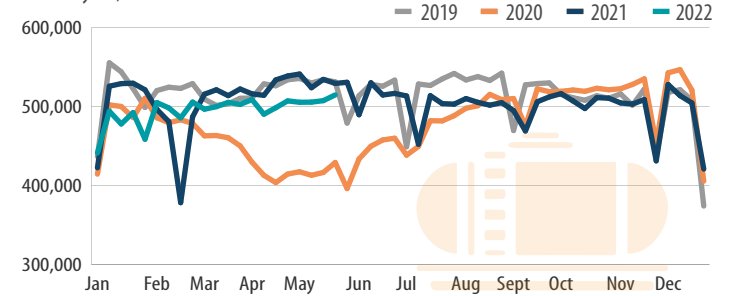
As of May 27 - June 2, 2022



Sources: Box Office Mojo, First Trust Advisors

RAIL CAR TRAFFIC (CARS)

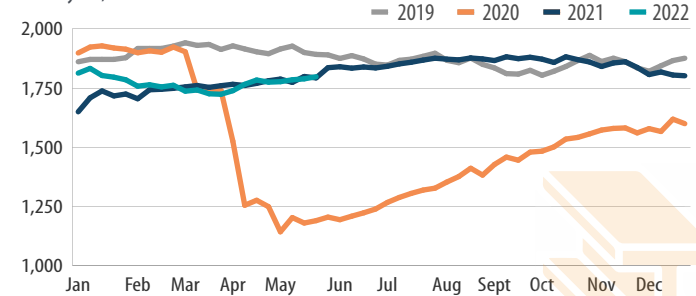
As of May 27, 2022



Sources: Bloomberg, Association of American Railroads, First Trust Advisors

STEEL PRODUCTION (NET TONS)

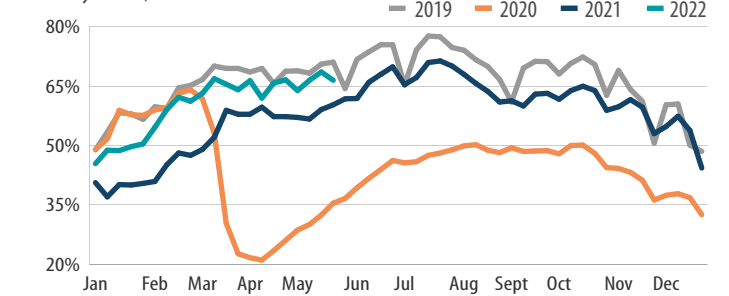
As of May 30, 2022



Sources: Bloomberg, American Iron and Steel Institute, First Trust Advisors

HOTEL OCCUPANCY

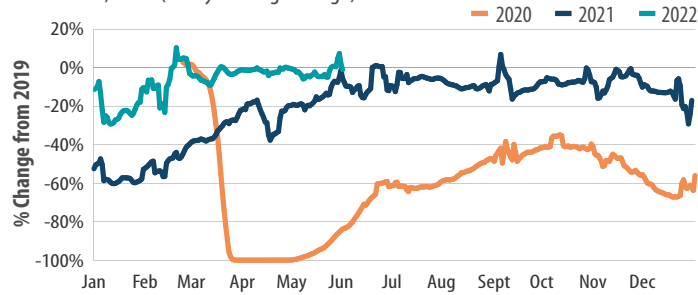
As of May 22-28, 2022



Sources: Hotel News Now, First Trust Advisors

OPENTABLE STATE OF THE RESTAURANT INDUSTRY

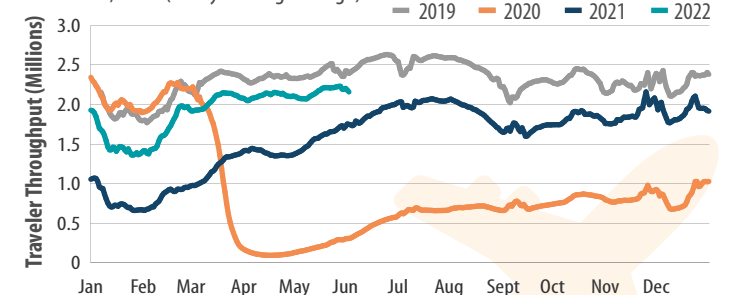
As of June 1, 2022 (7-Day Moving Average)



Sources: Open Table, First Trust Advisors

TSA CHECKPOINT DATA

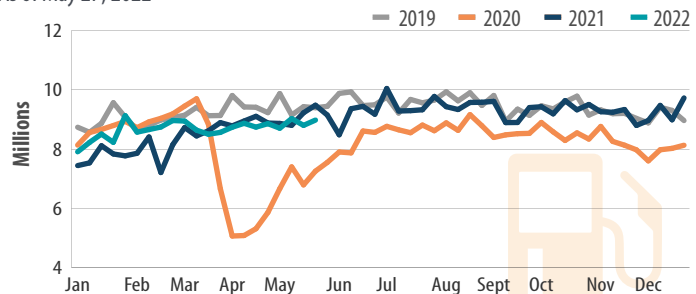
As of June 2, 2022 (7-Day Moving Average)



Sources: Transportation Security Administration, First Trust Advisors

SUPPLY OF MOTOR GASOLINE IN THE U.S. (MGBL/D)

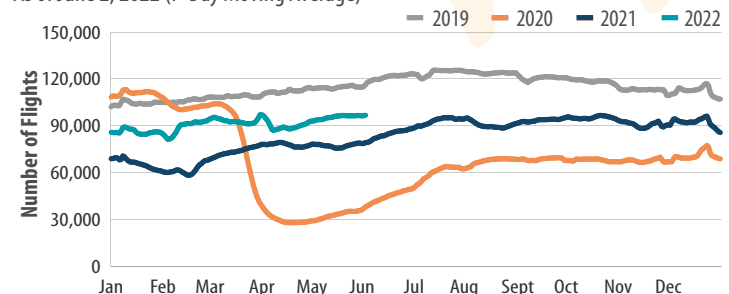
As of May 27, 2022



Sources: Bloomberg, First Trust Advisors

GLOBAL COMMERCIAL FLIGHTS

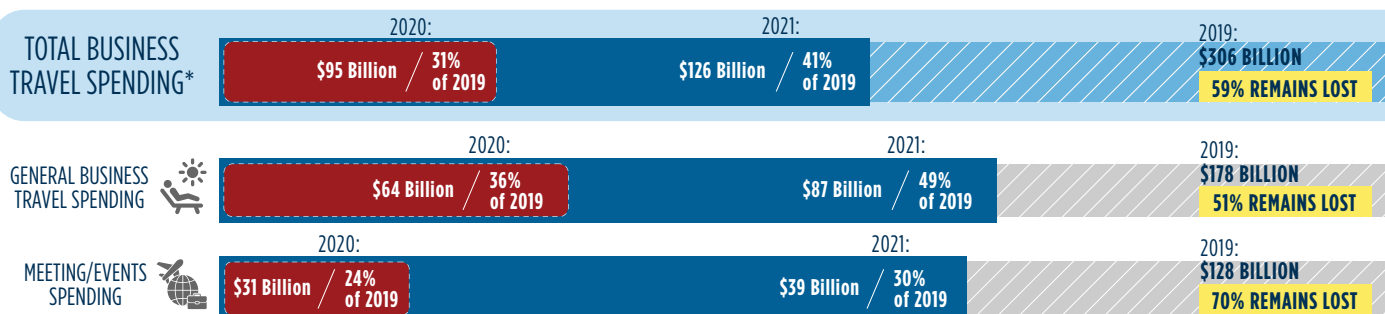
As of June 2, 2022 (7-Day Moving Average)



Sources: Flight Radar 24, First Trust Advisors

- Prior to the pandemic, business travel spending accounted for **26% of total travel spending**, yet at the end of 2021, it represented **just 14% of travel spending**.
- Direct business travel **spending totaled \$306 billion in 2019** (\$270B domestic + \$36B international); 42% of business spending (\$128B) was from meetings and events.
- Business travel plummeted in the wake of the pandemic and spending remained at just **41% of 2019 levels in 2021**.



BUSINESS TRAVEL SPENDING DECLINED RAPIDLY IN 2020 AND REMAINED FAR BEHIND IN 2021



*All data here includes both domestic and international business spending in the U.S.

- Combined 2020 and 2021 business travel spending **losses -> \$391 billion**
- Combined 2020 and 2021 meetings and events **losses -> \$186 billion**

1.9 MILLION U.S. JOBS WERE DIRECTLY SUPPORTED BY BUSINESS TRAVEL IN 2019, BUT MOST HAVE BEEN LOST AND NOT (YET) RECOVERED

	 DIRECT JOBS	 MEETINGS/EVENTS
2019	1.9 MILLION	800,000
2020	500,000	160,000
2021	550,000	170,000

- Business travel jobs remained at just 29% of 2019 levels in 2021—**equating to 1.4 million jobs still lost**.

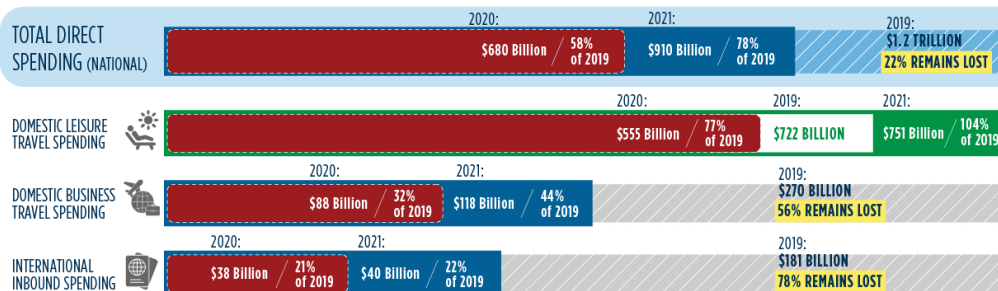
U.S. TRAVEL ANSWER SHEET

JUMP TO:
Business Travel Fact Sheet >
International Inbound Travel Fact Sheet >

UPDATED MAY 2022

Prior to the pandemic, the U.S. travel industry experienced 10 straight years of growth due to the strength of the domestic leisure travel, domestic business travel and international inbound travel segments. Travel was a significant economic driver in every region of the country, representing 1 in 10 jobs and generating a travel trade surplus.

TODAY, TRAVEL REMAINS THE HARDEST-HIT INDUSTRY, WITH AN UNEVEN RECOVERY ACROSS ALL SECTORS



\$755 BILLION

Total 2-year direct travel spending losses throughout the end of 2021.

- In 2021, domestic business travel spending remained 56% below 2019 levels and international travel spending remained 78% below 2019 levels
- The U.S. travel industry suffered unparalleled losses amid the COVID-19 pandemic
- While domestic leisure is thriving, the recovery remains uneven across other travel sectors. Domestic business travel and international inbound travel spending remain severely depressed, dragging the overall industry's recovery**
- We not only need to get back to pre-pandemic levels but also make up for years of losses. The right policies can return us to the trajectory of growth

SOURCES OF TRAVEL

	FOOD SERVICES	LODGING	PUBLIC TRANSPORTATION	AUTO TRANSPORTATION	RECREATION	RETAIL	TRAVEL PLANNING
2019: \$1.2T	\$261 B (22%)	\$237 B (20%)	\$223 B (19%)	\$156 B (13%)	\$111 B (10%)	\$129 B (11%)	\$56 B (5%)
2021: \$910B	\$238 B	\$206 B	\$125 B	\$136 B	\$79 B	\$92 B	\$34 B

BY THE NUMBERS

\$1.1T Direct domestic and international traveler spending in the U.S. prior to the pandemic (in 2019), which generated a total of \$2.6 trillion in economic output

-22% Direct travel spending in 2021 (vs 2019)

9M Direct travel jobs in 2019 (16.7 million travel-supported jobs)

-25% Direct travel jobs in 2021 (vs 2019)

79M International arrivals in the U.S. in 2019—declined to 29 million (36% of 2019) in 2021

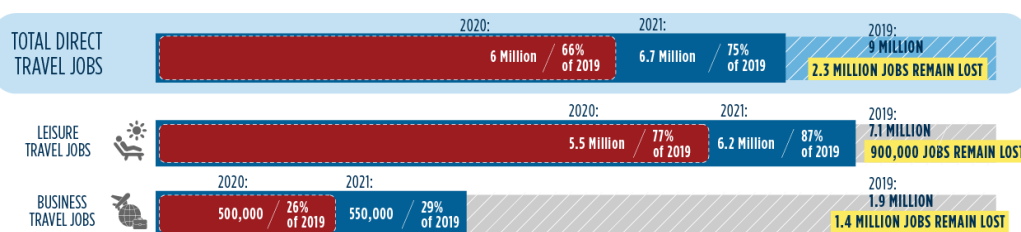
2.9% Percentage of U.S. GDP attributed to travel in 2019—it was only 1.5% in 2021

1 OUT OF 10 U.S. jobs that depended on travel in 2019—it was one in 20 in 2021

NO. 7 Where travel ranked in terms of employment compared to other major private industry sectors in 2019—it ranked number 14 in 2021

TOP 10 Travel was among the top 10 industries in 49 states and D.C. in terms of employment in 2019—but only in 25 states in 2021

THE LOSS IN TRAVEL SPENDING HAD A DRASTIC EFFECT ON AMERICAN JOBS*



- One third of the 9 million direct travel jobs (3 million jobs) were lost at the onset of the pandemic in 2020 and **2.3 million travel jobs remained lost in 2021 (staying at 75% of pre-pandemic levels)**
- Jobs that were generated by business travel suffered more than those generated by leisure
- At only 29% of pre-pandemic levels in 2021, 1.4 million jobs generated by business travel remained lost
- At only 87% of pre-pandemic levels in 2021, 900,000 jobs generated by leisure travel remained lost

TRAVEL PRODUCES AN ECONOMIC FOOTPRINT THAT FAR EXCEEDS DIRECT SPENDING



*All data here reflects direct travel jobs. This differs from the Leisure & Hospitality (L&H) data, released by the government, that we share each month. Travel jobs include industries beyond L&H such as transportation. On the other hand, L&H also includes leisure activities or dining that are not travel related. Please see [this fact sheet](#) for more info on this distinction.

Partners Group and Trinity Investments Acquire Four Seasons Resort Dallas at Las Colinas

May 31, 2022 09:00 AM Eastern Daylight Time

DALLAS--([BUSINESS WIRE](#))--A joint venture between Partners Group, a leading global private markets firm, acting on behalf of its clients, and funds managed by Trinity Fund Advisors LLC, an affiliate of Trinity Real Estate Investments LLC ("Trinity"), today announced the acquisition of the Four Seasons Resort Dallas at Las Colinas, a 431-key luxury hotel located in Irving, Texas. Following the transaction, Partners Group and Trinity plan to undertake a multi-million-dollar capital improvement plan that will establish the property as the premier group and leisure destination in the Dallas Metroplex.

"We have conviction in the Dallas Metroplex area due to its strong local economy, solid employment rates, and population growth," said Jason Longo, Member of Management, Private Real Estate at Partners Group. "The area is becoming an important regional business hub and this premier resort is ideally positioned to benefit from rising corporate demand for venue space and increasing visitor numbers to the area. We look forward to working with Trinity on our value creation plan for the property."

The Four Seasons Resort Dallas at Las Colinas is the only luxury golf resort in the Dallas Metroplex, featuring 90,000 square feet of meeting and event space, multiple food and beverage outlets, a swimming pool, and a 14,000-square-foot spa. Guests also have access to the amenities at the adjacent Four Seasons Golf and Sports Club, which includes 12 tennis courts, an indoor swimming pool, a 6,000-square-foot fitness center, and the TPC Las Colinas golf course. The capital improvement program calls for the renovation of all guestrooms and villas, re-concepting the hotel's food and beverage outlets, renovating the meeting space, and activating the outdoor pool area to elevate the property's best-in-class amenity set to amongst the top luxury resorts in the country.

"This property is a premier resort destination centrally located within one of the fastest-growing markets in the country, which has seen more than 10 consecutive years of record demand and RevPAR growth," said Sean Hehir, Managing Partner, President, and CEO of Trinity. "We are pleased to acquire this high-quality asset at an attractive basis and look forward to leveraging our operational expertise to maximize its value."

The Dallas Metroplex is one of the most dynamic and fastest-growing markets in the United States, experiencing significant growth through the COVID-19 pandemic. The City of Irving is a thriving epicenter for business and entertainment in the region, offering attractive residential communities within a desirable suburban setting. The heart of the city is the upscale, 12,000-acre Las Colinas master-planned community, characterized by prominent office towers, retail centers, and residential communities. With nearly 41 million square feet of office space, Las Colinas is home to more than 2,000 companies and 400 corporate headquarters, including Irving's prestigious Fortune 500 and 1000 companies, which include McKesson, Fluor, Kimberly-Clark, Pioneer Natural Resources, Vistra Energy, and Celanese. Due to its highly diversified economy and the rapid expansion of the financial services and technology sectors, the Dallas Metroplex is poised to continue its growth trajectory and recover more quickly than most major markets across the United States over the next several years.

About Partners Group

Partners Group is a leading global private markets firm. Since 1996, the firm has invested over US \$170 billion in private equity, private real estate, private debt, and private infrastructure on behalf of its clients globally. Partners Group seeks to generate strong returns through capitalizing on thematic growth trends and transforming attractive businesses and assets

into market leaders. The firm is a committed, responsible investor and aims to create sustainable returns with lasting, positive impact for all its stakeholders. With US \$127 billion in assets under management as of December 31, 2021, Partners Group provides an innovative range of bespoke client solutions to institutional investors, sovereign wealth funds, family offices and private individuals globally. The firm employs more than 1,500 diverse professionals across 20 offices worldwide and has regional headquarters in Baar-Zug, Switzerland; Denver, USA; and Singapore. It has been listed on the SIX Swiss Exchange since 2006 (symbol: PGHN). For more information, please visit www.partnersgroup.com or follow us on [LinkedIn](#) or [Twitter](#).

About Trinity Real Estate Investments LLC

Trinity is a private real estate investment firm with a 26-year history of specializing in value-add opportunities. Based in Honolulu, Hawaii, with an office in Beverly Hills, California, Trinity focuses on unique real estate investments in world-class markets and has invested more than US \$8 billion in the United States, Mexico, Europe, and Japan by leveraging its deep institutional knowledge and longstanding local relationships. For additional information, please visit Trinity's website at www.trinityinvestments.com.

Contacts

Media Contacts:

Jason Chudoba or Megan Kivlehan

ICR for Trinity Investments

Jason.Chudoba@icrinc.com | 646-277-1249

Megan.Kivlehan@icrinc.com | 646-677-1807

Maura Gast

From: Roger J. Dow, president and CEO, U.S. Travel <feedback@ustravel.org>
Sent: Friday, June 10, 2022 10:32 AM
To: Maura Gast
Subject: A Critical Step Forward: Biden Administration Lifts the Pre-Departure Testing Requirement

U.S. TRAVEL ASSOCIATION®

FROM THE DESK OF ROGER DOW

Dear Maura,

I am writing to share some exciting news that our industry has eagerly anticipated for many months. Today, the Biden administration will announce the lifting of the pre-departure testing requirement for inbound air travelers to the U.S. on June 12—a major step forward in welcoming visitors from around the world and accelerating the recovery of the U.S. travel industry. This year alone, we can expect the removal of this requirement to bring an additional 5.4 million international visitors to the U.S. and \$9 billion in travel spending.

This was a centerpiece of our advocacy efforts and comes after tireless, consistent and coordinated efforts to send a clear message to the administration.

Since U.S. inbound air travel reopened last November, we have aggressively pursued the repeal of this federal restriction which has been a major deterrent to the return of international air travel. While more than 40 countries worldwide ended testing requirements for inbound travelers, it persisted as a U.S. policy despite stronger immunity provided by vaccinations, boosters and prior infections, as well as effective COVID-19 treatments.

Having just returned from IPW, I can report that this decision is a game-changer for our international markets. When the requirement would be lifted was a key question among the international trade and media.

We want to thank Commerce Secretary Gina Raimondo for her work to elevate this matter inside the White House. Also, Sen. Catherine Cortez Masto (D-NV) was a leading

voice in the U.S. Senate, while many other officials in the Senate and House added to the bipartisan support to lift the testing requirement.

And a special thank you to U.S. Travel's Executive Vice President of Public Affairs and Policy Tori Emerson Barnes for her incredible leadership, along with our entire public affairs team, for making this accomplishment possible.

We look forward to continued growth and recovery as we welcome a new chapter for our industry and for international travel.

Sincerely,



Roger J. Dow
President and CEO
U.S. Travel Association

U.S. TRAVEL
ASSOCIATION

Connect With Us



Official Card



POWER of
TRAVEL Coalition

Copyright © 2021 U.S. Travel Association. All rights reserved.

[Canadian? Opt In](#) | [Follow Us](#) | [Terms of Service](#) | [Privacy Policy](#)

This message was sent to mgast@irvingtexas.com. You may opt-out of email communication at any time by [unsubscribing](#). You may still receive transactional email, such as registration confirmations, event updates and responses to direct requests.

U.S. Travel Association respects your privacy and will only use your information in accordance with our [Privacy Policy](#). You have a right to access, rectify and object for legitimate reasons to the processing of your data in accordance with our Privacy Policy. If you have questions or comments regarding this email or our Privacy Policy, please contact us at feedback@ustravel.org.

[Web Version](#) | [Unsubscribe](#)

1100 New York Avenue, NW, Suite 450, Washington, DC 20005
202.408.8422 | feedback@ustravel.org